

ALUMINUM ELECTROLYTIC CAPACITORS




HZ Ultra Low Impedance,
For PC motherboard
series



- Lower impedance than HN series.
- Compliant to the RoHS directive (2002/95/EC).

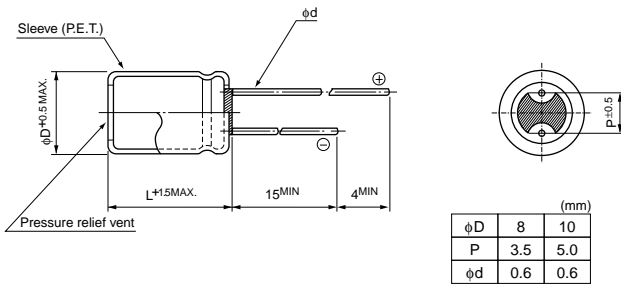
Products which are scheduled to be discontinued.
Not recommended for new designs



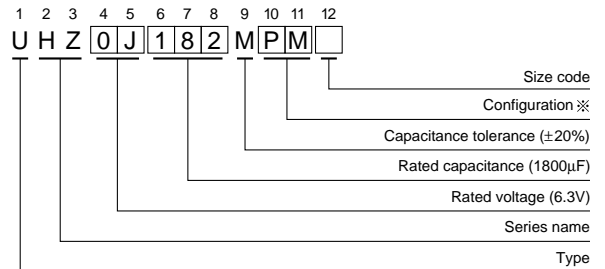
Specifications

| Item | Performance Characteristics | | | | | | | |
|-------------------------------|---|-----------------|------|------|--------------------|---|--|--|
| Category Temperature | -25 to +105°C | | | | | | | |
| Rated Voltage Range | 6.3 to 16V | | | | | | | |
| Rated Capacitance Range | 470 to 3300µF | | | | | | | |
| Capacitance Tolerance | ±20% (120Hz, 20°C) | | | | | | | |
| Leakage Current | After 2 minutes' application of rated voltage, leakage current is less than 0.03CV | | | | | | | |
| Tangent of loss angle (tan δ) | For capacitance of more than 1000µF, add 0.02 for every increase of 1000µF | | | | | | | |
| | Rated voltage (V) | 6.3 | 10 | 16 | 120Hz 20°C | | | |
| | tan δ (MAX.) | 0.22 | 0.19 | 0.16 | | | | |
| Stability at Low Temperature | Rated voltage (V) | 6.3 | 10 | 16 | 120Hz | | | |
| | Impedance ratio ZT / Z20 (MAX.) | Z-25°C / Z+20°C | 3 | 3 | | 3 | | |
| Endurance | The specifications listed at right shall be met when the capacitors are restored to 20°C after D.C. bias plus rated ripple current is applied for 2000 hours at 105°C, the peak voltage shall not exceed the rated voltage. | | | | | | | |
| | | | | | Capacitance change | Within ±30% of the initial capacitance value | | |
| | | | | | tan δ | 200% or less than the initial specified value | | |
| Marking | Printed with gold color letter on black sleeve. | | | | | | | |
| | | | | | Leakage current | Less than or equal to the initial specified value | | |

Radial Lead Type



Type numbering system (Example : 6.3V 1800µF)



※ Configuration

| φ D | Pb-free leadwire Pb-free PET sleeve |
|--------|--|
| 8 - 10 | PM |

Standard Ratings

| Cap. (µF) | Code | 6.3 (0J) | | | 10 (1A) | | | 16 (1C) | | |
|-----------|------|-----------------------------|---|---|-----------------------------|---|---|-----------------------------|---|---|
| | | Case size φD × L (mm) | Impedance (mΩ) MAX. 20°C / 100kHz | Rated ripple (mArms) 105°C / 100kHz | Case size φD × L (mm) | Impedance (mΩ) MAX. 20°C / 100kHz | Rated ripple (mArms) 105°C / 100kHz | Case size φD × L (mm) | Impedance (mΩ) MAX. 20°C / 100kHz | Rated ripple (mArms) 105°C / 100kHz |
| 470 | 471 | | | | | | | | | |
| 680 | 681 | | | | ▲ 10 × 12.5 | 12 | 2288 | ▲ 10 × 12.5 | 12 | 2280 |
| 820 | 821 | | | | 10 × 12.5 | 12 | 2280 | ● 8 × 20 | 9 | 2880 |
| 1000 | 102 | ▲ 10 × 12.5 | 12 | 2280 | ○ 10 × 16 | 10 | 2960 | ▲ 8 × 20 | 9 | 2880 |
| | | | | | ● 8 × 20 | 9 | 2880 | ● 10 × 20 | 7 | 3770 |
| 1200 | 122 | 8 × 15 | 14 | 2210 | 10 × 16 | 10 | 2960 | 10 × 20 | 7 | 3770 |
| | | 10 × 12.5 | 12 | 2280 | 10 × 16 | 10 | 2960 | | | |
| 1500 | 152 | ▲ 8 × 20 | 9 | 2880 | ▲ 8 × 20 | 9 | 2880 | 10 × 20 | 7 | 3770 |
| | | ● 10 × 16 | 10 | 2960 | | | | | | |
| 1800 | 182 | 10 × 16 | 10 | 2960 | 10 × 20 | 7 | 3770 | 10 × 25 | 6.5 | 4140 |
| | | ▲ 8 × 20 | 9 | 2880 | | | | | | |
| 2200 | 222 | ● 10 × 16 | 10 | 2960 | 10 × 25 | 6.5 | 4140 | | | |
| 2700 | 272 | 10 × 20 | 7 | 3770 | | | | | | |
| 3300 | 332 | 10 × 25 | 6.5 | 4690 | | | | | | |

Please refer to page 20, 21, 22 about the formed or taped product spec.
Please refer to page 4 for the minimum order quantity.

- ▲ : In this case, 6 will be put at 12th digit of type numbering system.
- : In this case, 3 will be put at 12th digit of type numbering system.
- : In this case, 9 will be put at 12th digit of type numbering system.