

FOR LOW FREQUENCY AMPLIFY APPLICATION
SILICON NPN EPITAXIAL TYPE(Ultra super mini type)

DESCRIPTION

2SC5383 is a ultra super mini package resin sealed silicon NPN epitaxial transistor, It is designed for low frequency voltage application.

FEATURE

- Small collector to emitter saturation voltage.
VCE(sat)=0.3V max (@Ic=100mA,IB=10mA)
- Excellent linearity of DC forward gain.
- Ultra super mini package for easy mounting

APPLICATION

For Hybrid IC,small type machine low frequency voltage Amplify application.

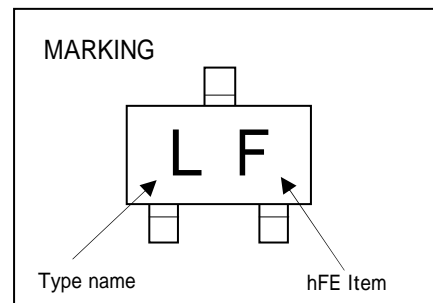
MAXIMUM RATINGS (Ta=25)

Symbol	Parameter	Ratings	Unit
V _{CBO}	Collector to Base voltage	50	V
V _{CEO}	Collector to Emitter voltage	50	V
V _{EBO}	Emitter to Base voltage	6	V
I _O	Collector current	200	mA
P _c	Collector dissipation	150	mW
T _j	Junction temperature	+ 150	
T _{stg}	Storage temperature	-55 ~ + 150	

OUTLINE DRAWING Unit : mm

TERMINAL CONNECTER

: BASE JEITA : SC-75A
 : EMITTER JEDEC : -
 : COLLECTOR



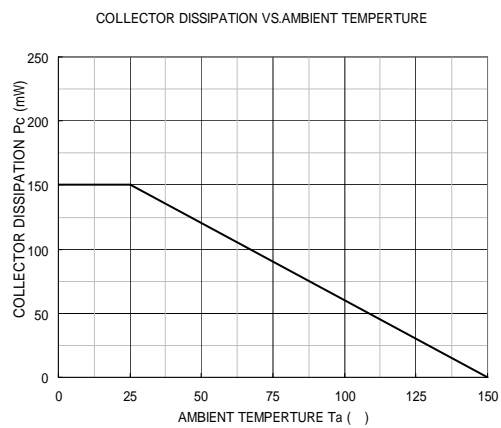
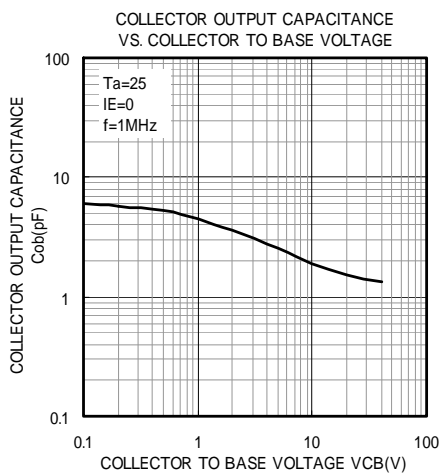
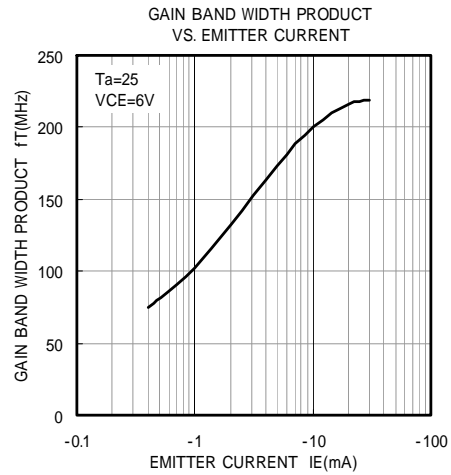
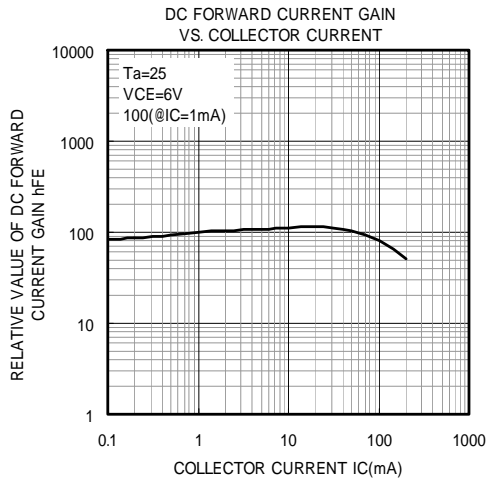
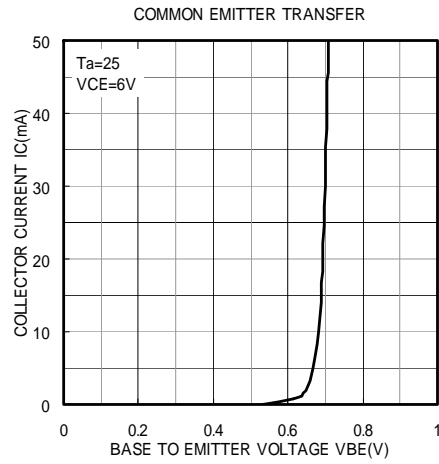
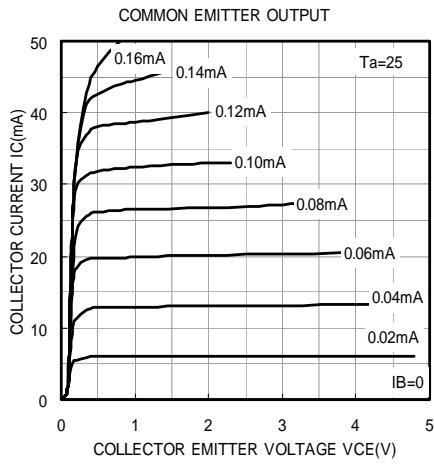
ELECTRICAL CHARACTERISTICS (Ta=25)

Parameter	Symbol	Test conditions	Limits			Unit
			Min	Typ	Max	
C to E break down voltage	V(BR) _{CEO}	I _C =100 μ A ,R _{BE} =	50	-	-	V
Collector cut off current	ICBO	V _{CB} =50V, I _E =0mA	-	-	0.1	μ A
Emitter cut off current	IEBO	V _{EB} =6V, I _C =0mA	-	-	0.1	μ A
DC forward current gain	hFE	V _{CE} =6V, I _C =1mA	150	-	500	
DC forward current gain	hFE	V _{CE} =6V, I _C =0.1mA	90	-	-	
C to E Saturation Vlotage	VCE(sat)	I _C =100mA ,I _B =10mA	-	-	0.3	V
Gain bandwidth product	fT	V _{CE} =6V, I _E =-10mA	-	200	-	MHz
Collector output capacitance	Cob	V _{CB} =6V, I _E =0,f=1MHz	-	2.5	-	pF
Noise figure	NF	V _{CE} =6V, I _E =-0.1mA,f=1kHz,RG=2k	-	-	15	dB

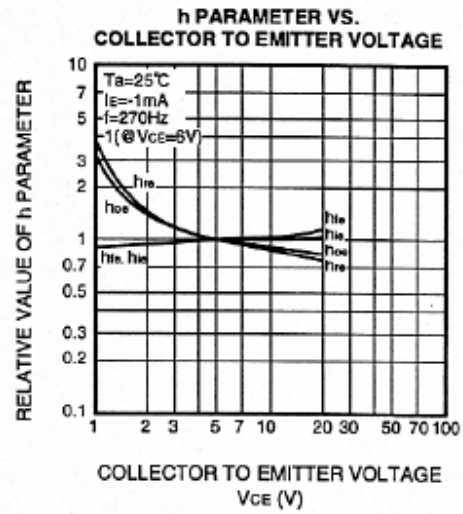
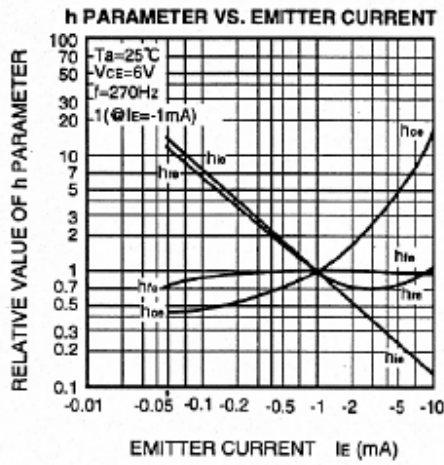
) It shows hFE classification at right table.

Item	E	F
hFE Item	150 ~ 300	250 ~ 500

FOR LOW FREQUENCY AMPLIFY APPLICATION
SILICON NPN EPITAXIAL TYPE(Ultra super mini type)



FOR LOW FREQUENCY AMPLIFY APPLICATION
SILICON NPN EPITAXIAL TYPE(Ultra super mini type)



COMMON EMITTER h PARAMETER (TYPICAL VALUE)

Symbol	Parameter	Test conditions	Limits	Unit
h_{ie}	Closed loop small signal input impedance	$T_a=25^\circ\text{C}$ $V_{CE}=6\text{V}$ $I_E=1\text{mA}$ $f=270\text{Hz}$	8.5	k Ω
h_{re}	Open loop small signal reverse voltage amplification factor		0.1	$\times 10^{-3}$
h_{fe}	Closed loop small signal forward current amplification factor		300	—
h_{oe}	Open loop small signal output admittance		5.5	μS



6-41 Tsukuba, Isahaya, Nagasaki, 854-0065 Japan

Keep safety first in your circuit designs!

•ISAHAYA Electronics Corporation puts the maximum effort into making semiconductor products better and more reliable, but there is always the possibility that trouble may occur with them. Trouble with semiconductors may lead to personal injury, fire or property damage. Remember to give due consideration to safety when making your circuit designs, with appropriate measures such as (1) placement of substitutive, auxiliary, (2) use of non-flammable material or (3) prevention against any malfunction or mishap.

Notes regarding these materials

- These materials are intended as a reference to our customers in the selection of the ISAHAYA products best suited to the customer's application; they don't convey any license under any intellectual property rights, or any other rights, belonging ISAHAYA or third party.
- ISAHAYA Electronics Corporation assumes no responsibility for any damage, or infringement of any third party's rights, originating in the use of any product data, diagrams, charts or circuit application examples contained in these materials.
- All information contained in these materials, including product data, diagrams and charts, represent information on products at the time of publication of these materials, and are subject to change by ISAHAYA Electronics Corporation without notice due to product improvements or other reasons. It is therefore recommended that customers contact ISAHAYA Electronics Corporation or an authorized ISAHAYA products distributor for the latest product information before purchasing product listed herein.
- ISAHAYA Electronics Corporation products are not designed or manufactured for use in a device or system that is used under circumstances in which human life is potentially at stake. Please contact ISAHAYA electronics corporation or an authorized ISAHAYA products distributor when considering the use of a product contained herein for any specific purposes, such as apparatus or systems for transportation, vehicular, medical, aerospace, nuclear, or undersea repeater use.
- The prior written approval of ISAHAYA Electronics Corporation is necessary to reprint or reproduce in whole or in part these materials.
- If these products or technologies are subject to the Japanese export control restrictions, they must be exported under a license from the Japanese government and cannot be imported into a country other than the approved destination. Any diversion or re-export contrary to the export control laws and regulations of Japan and/or the country of destination is prohibited.
- Please contact ISAHAYA Electronics Corporation or authorized ISAHAYA products distributor for further details on these materials or the products contained therein.