

# Customer Information Sheet

DRAWING No.: Z1002-00 SHEET 2 OF 2

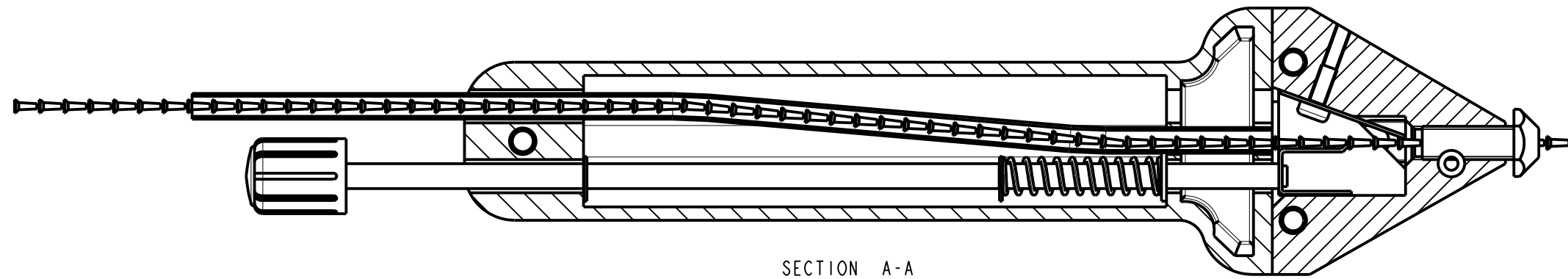
IF IN DOUBT - ASK

(C)


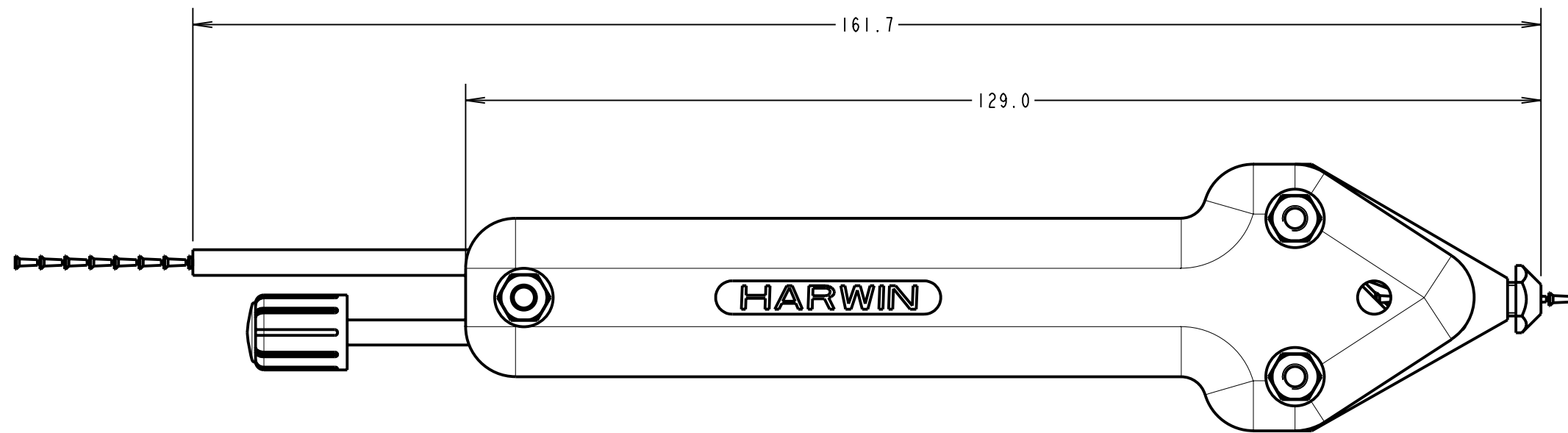
NOT TO SCALE

THIRD ANGLE PROJECTION

ALL DIMENSIONS IN mm



SECTION A-A



SB	9	31.03.11	11213
NAME	ISS.	DATE	C/NOTE
APPROVED:		S. BENNETT	
CHECKED:		S. FLOWER	
DRAWN:		S. BENNETT	
CUSTOMER REF.:			
ASSEMBLY DRG:			

NOTES:  
1. FOR INSTRUCTION SPECIFICATION, SEE INSTRUCTION SHEET IS-06.

**HARWIN**

HARWIN USA TEL: 603 893 5376 FAX: 603 893 5396 mis@harwin.com	HARWIN Europe (UK) TEL: 023 9231 4545 FAX: 023 9231 4590 mis@harwin.co.uk	HARWIN Asia TEL: +65 6 779 4909 FAX: +65 6 779 3868 mis@harwin.com.sg
--	--	--

THIS DRAWING AND ANY INFORMATION OR DESCRIPTIVE MATTER SET OUT HEREON ARE CONFIDENTIAL AND COPYRIGHT PROPERTY OF THE HARWIN GROUP AND MUST NOT BE DISCLOSED, LOANED, COPIED OR USED FOR MANUFACTURING, TENDERING OR FOR ANY OTHER PURPOSE WITHOUT THEIR WRITTEN PERMISSION.

TOLERANCES

X. = ±1mm  
X.X = ±0.25mm  
X.XX = ±0.10mm  
X.XXX = ±0.01mm

ANGLES = ±5°

UNLESS STATED

MATERIAL:

FINISH:

S/AREA:

mm<sup>2</sup>

TITLE:

TRACK PIN  
INSERTION TOOL

DRAWING NUMBER:

Z1002-00

SHT  
2  
OF  
2