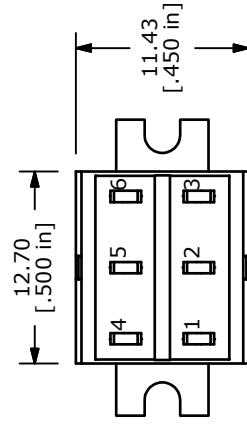
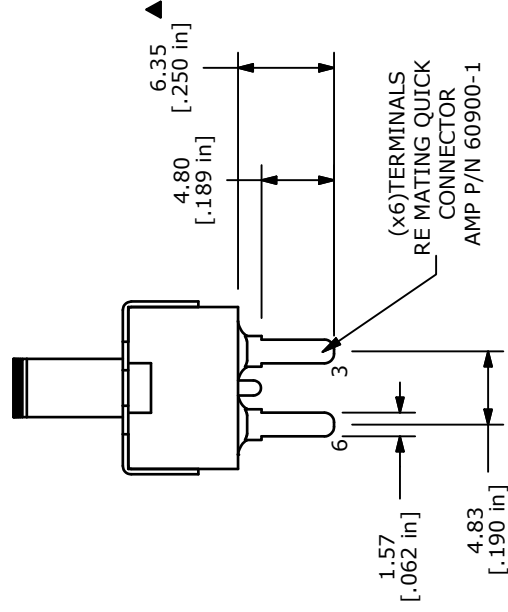
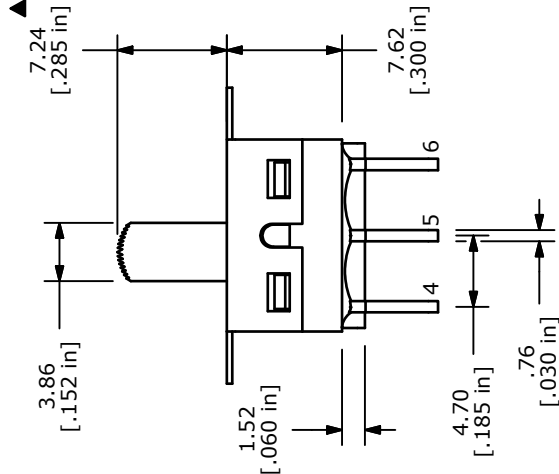


| SWITCH FUNCTION | POS. 1 | POS. 2 | POS. 3 |
|-----------------|--------|--------|----------|
| ON | | | |
| 2-1, 5-4 | NONE | NONE | 2-3, 5-6 |



- NOTE:
1. ALL DIMENSIONS IN MM [INCH]
 2. GENERAL TOLERANCE: X.X=±0.4
X.XX=±0.25
 3. TERMINAL NUMBERS FOR REF ONLY
 4. PLATING MATERIAL: SILVER
 5. CONTACT RATING: 5A@120VAC or 28VDC
2A@250VAC
 6. TRAVEL: 2.16mm
 7. ELECTRIC LIFE: 30,000 ACTUATIONS AT FULL LOAD.
 8. CONTACT RESISTANCE: 10 milli-OHMS TYP.
 9. INSULATION RESISTANCE: 1,000 MEGA-OHM MIN.
 10. DIELECTRIC STRENGTH: 1,000 V RMS @SEA LEVEL.
 11. OPERATING TEMP.: -30°C to 85°C
 12. ▲ DENOTES CRITICAL PARAMETER.
 13. 2002/95/EC (ROHS) COMPLIANT



TITLE 500SPD1S2M3QEB

| | | | | |
|-----|--------|---------------------------|--------|-----|
| B | 19570 | DRAWING UPDATE / CLEAN-UP | 1/7/11 | BGL |
| REV | PCR NO | DESCRIPTION | DATE | BY |

THE INFORMATION CONTAINED IN THIS DOCUMENT IS PROPRIETARY TO E-SWITCH AND IS NOT TO BE COPIED OR TRANSFERRED

| | | | | | | | | | |
|-------|-----|------|----------|----|-----|-----|---------|-----|---|
| SCALE | 2:1 | DATE | 1/7/2011 | DR | BGL | DWG | T521014 | REV | B |
|-------|-----|------|----------|----|-----|-----|---------|-----|---|