



REV A January 2011

Oscilent Controlled Document

Ordering Code / Part Number	Product Description
871-IF38.912M-F	38.912 MHz IF SAW Filter for DAB Application

### Specification Contents

- o Mechanical Dimensions
- o Test Circuit
- o Maximum Ratings
- o Electrical Specification
- o Frequency Response

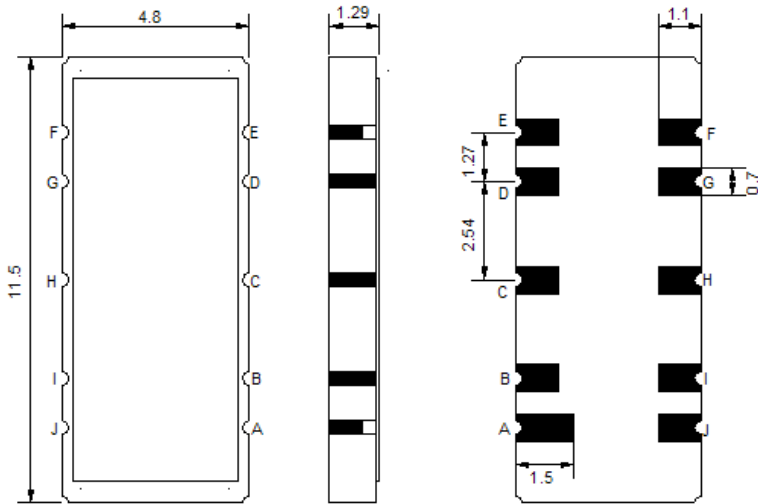
### Notes

- o Electrostatic Sensitive Device (ESD) 
- o Avoid excessive ultrasonic exposure
- o Solderability compatible with JEDEC J-STD-020C Pb-free process, 260°C peak reflow temperature
- o This product complies with EU directive 2002/95/EC (RoHS compliance)



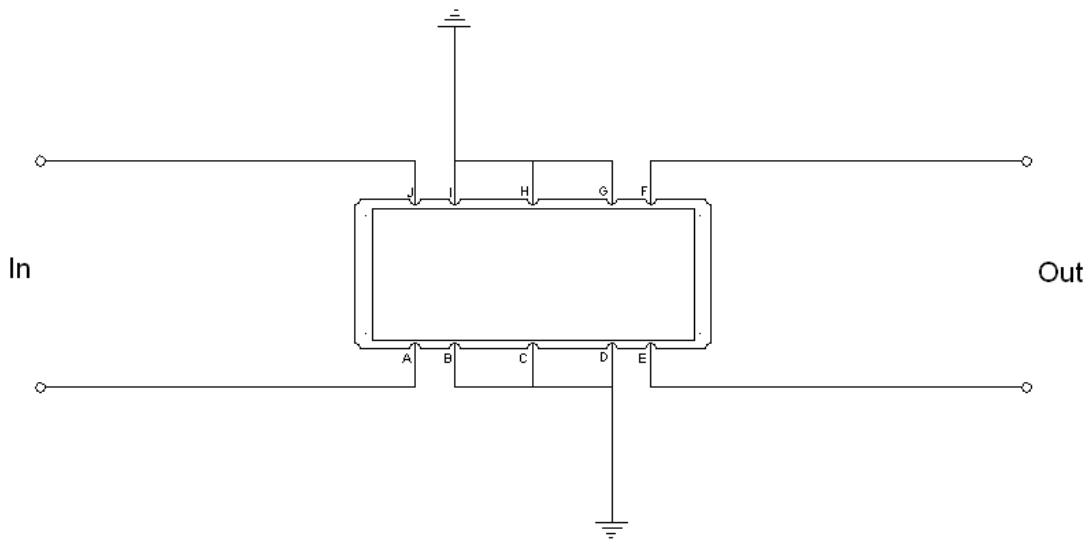


**Mechanical Dimensions (mm)**



Pin Description	
B, C, D, G, H, I	Ground
A, J	Input
E, F	Output

**Test Circuit**



Source Impedance = 50 Ω or 2KΩ

Load Impedance = 50 Ω or 2KΩ

**Maximum Ratings**



Parameters Description	Unit	Minimum	Typical	Maximum
Operating Temperature Range	°C	-30	-	80
Storage Temperature Range	°C	-40	-	85
Maximum DC Voltage	V	-	-	10
Maximum Input Power	dBm	-	-	10
Source Impedance (single ended) <sup>(1)</sup>	Ω	-	50/2000	-
Load Impedance (single ended) <sup>(1)</sup>	Ω	-	50/2000	-

Notes: With Matching Network (Ref. Testing Environment Circuit as shown above).

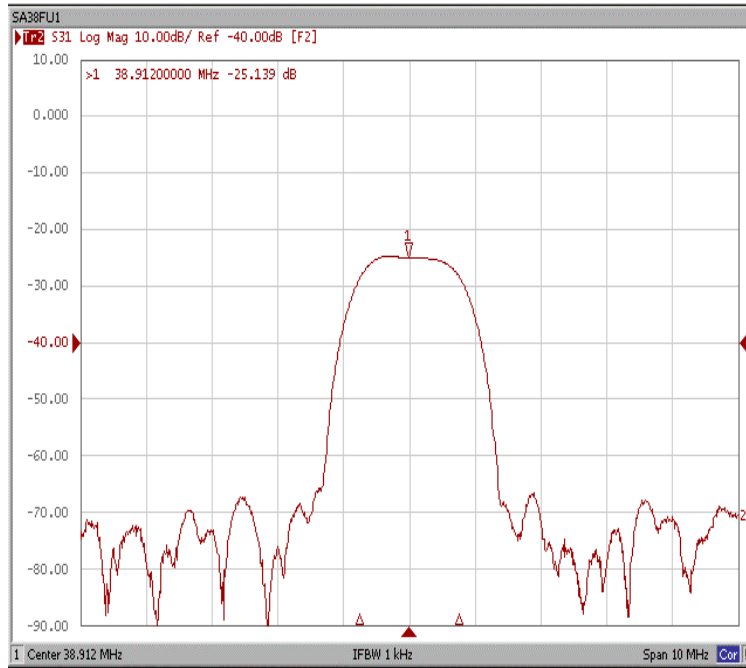
Those impedances could be modified with different impedance values and/or structures, if necessary.

### Electrical Specification

Parameters Description	Unit	Minimum	Typical	Maximum
Center Frequency (Fo)	MHz	-	38.912	-
Insertion Loss at Fo	dB	-	17.0	19.0
Group Delay Variation	nsec	-	80	200
Absolute Delay at Fo	µsec	-	1.36	-
Temperature Coefficient	ppm/°C	-	-20	-
Operating Temperature	°C	-30	-	+80
Bandwidth at -3.0 dB	MHz	-	1.5	-
Bandwidth at -30.0 dB	MHz	-	2.5	-
Relative Attenuation:				
30.00 ~ 36.26 MHz	dB	38	43	-
36.26 ~ 37.30 MHz	dB	38	42	-
40.60 ~ 41.40 MHz	dB	38	42	-
41.40 ~ 50.00 MHz	dB	38	43	-



### Frequency Response (In case of 50Ω single ended)



### Group Delay Variation

