



REV A January 2011


Oscilent Controlled Document

Ordering Code / Part Number	Product Description
871-IF38.912M-E	38.912 MHz IF SAW Filter for DAB Application

Specification Contents

- o Mechanical Dimensions
- o Test Circuit
- o Maximum Ratings
- o Electrical Specification
- o Frequency Response
- o Group Delay Variation

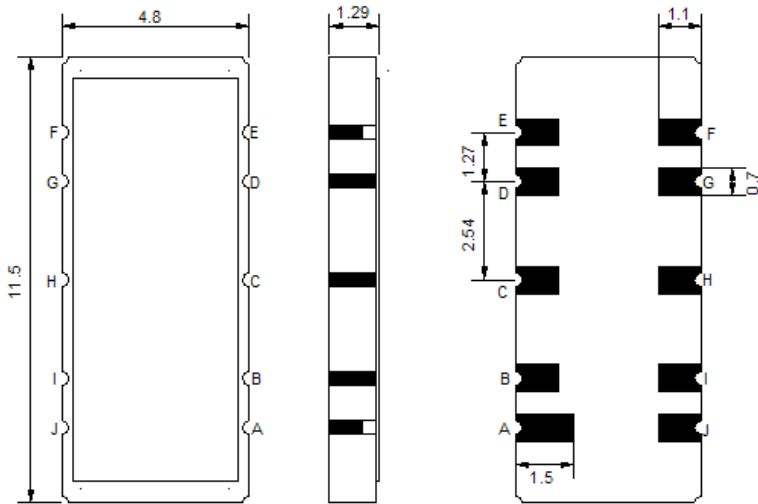
Notes

- o Electrostatic Sensitive Device (ESD) 
- o Avoid excessive ultrasonic exposure
- o Solderability compatible with JEDEC J-STD-020C Pb-free process, 260°C peak reflow temperature
- o This product complies with EU directive 2002/95/EC (RoHS compliance)



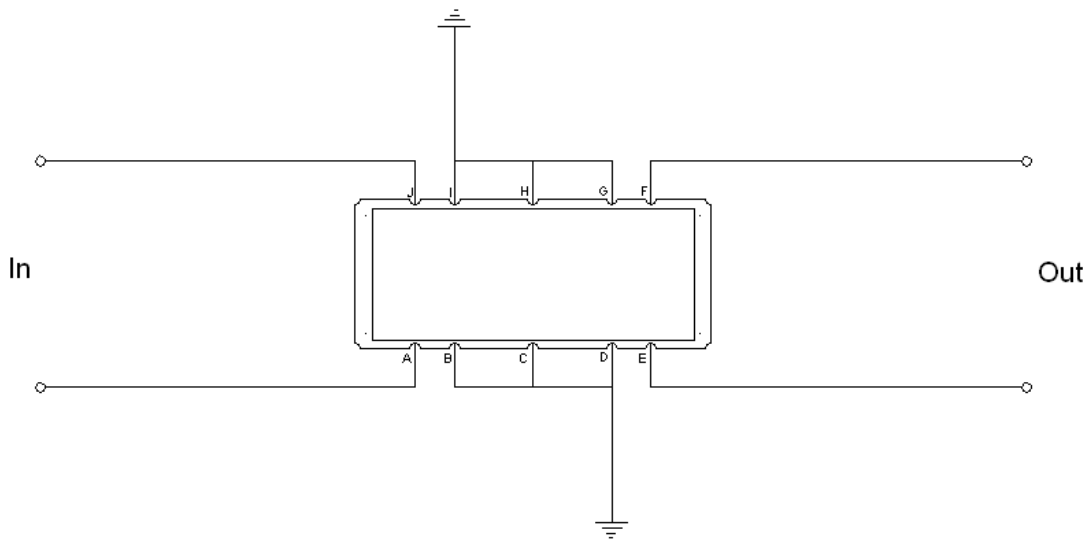


Mechanical Dimensions (mm)



Pin Description	
B, C, D, G, H, I	Ground
A, J	Input
E, F	Output

Test Circuit



Source Impedance = 50 Ω or 2KΩ

Load Impedance = 50 Ω or 2KΩ



Maximum Ratings

Parameters Description	Unit	Minimum	Typical	Maximum
Operating Temperature Range	°C	-40	-	+85
Storage Temperature Range	°C	-40	-	+85
Source Impedance (single ended or Balanced) ⁽¹⁾	Ω	-	50/2000	-
Load Impedance (single ended or Balanced) ⁽¹⁾	Ω	-	50/2000	-

Notes: With Matching Network (Ref. Testing Environment Circuit as shown above).

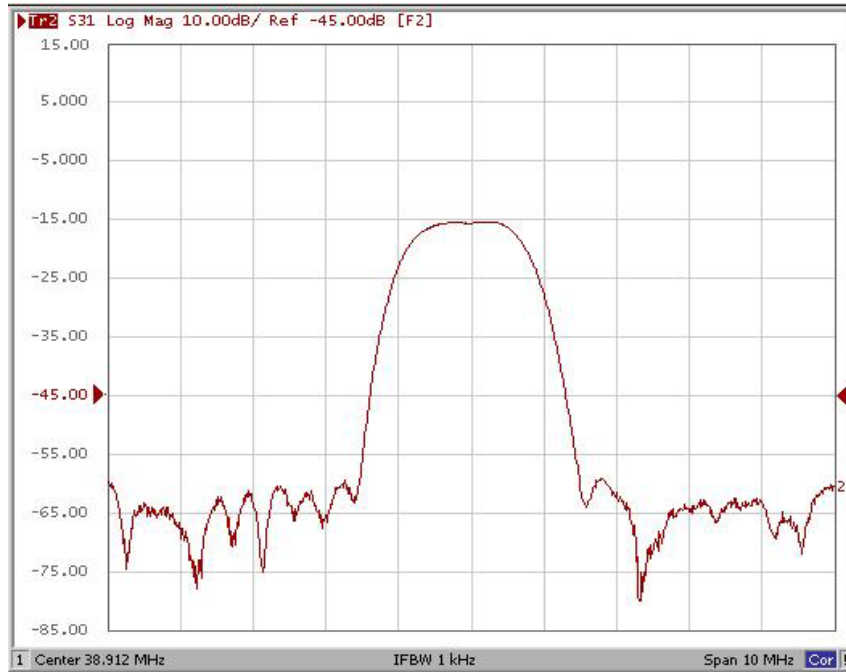
Those impedances could be modified with different impedance values and/or structures, if necessary.

Electrical Specification

Parameters Description	Unit	Minimum	Typical	Maximum
Center Frequency (Fo)	MHz	-	38.912	-
Insertion Loss at Fo	dB	-	17.0	19.0
Group Delay Variation	nsec	-	80	200
Absolute Delay at Fo	μsec	-	1.36	-
Temperature Coefficient	ppm/°C	-	-20	-
Bandwidth at -3.0 dB	MHz	-	1.5	-
Bandwidth at -30.0 dB	MHz	-	2.7	-
Relative Attenuation:				
30.00 MHz ~ 36.26 MHz	dB	40	45	-
36.26 ~ 37.30 MHz	dB	40	48	-
40.60 ~ 41.40 MHz	dB	40	48	-
41.40 ~ 50.00 MHz	dB	40	50	-



Frequency Response (In case of 50Ω single ended)



Group Delay Variation

