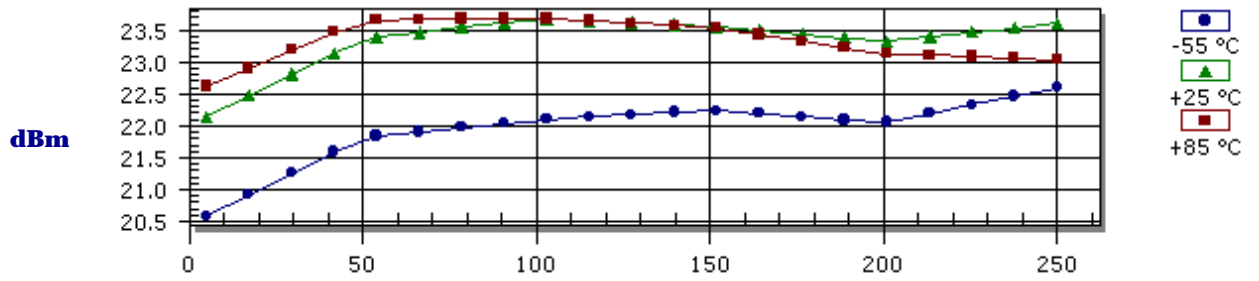


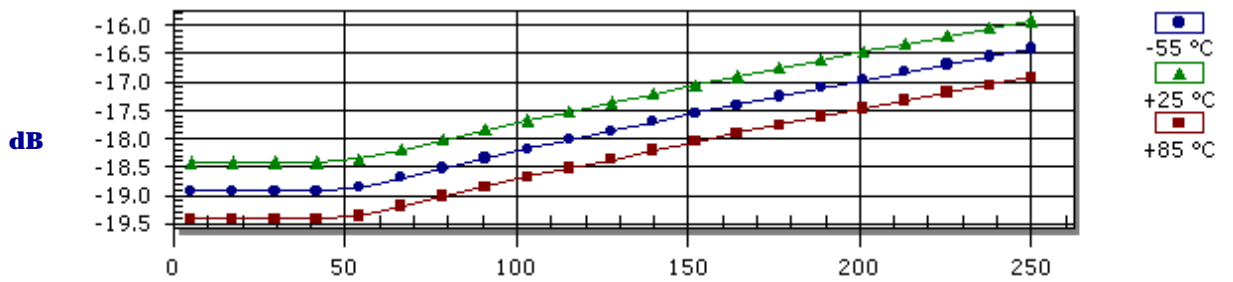
Frequency (MHz)

P_{1dB} Compression Point



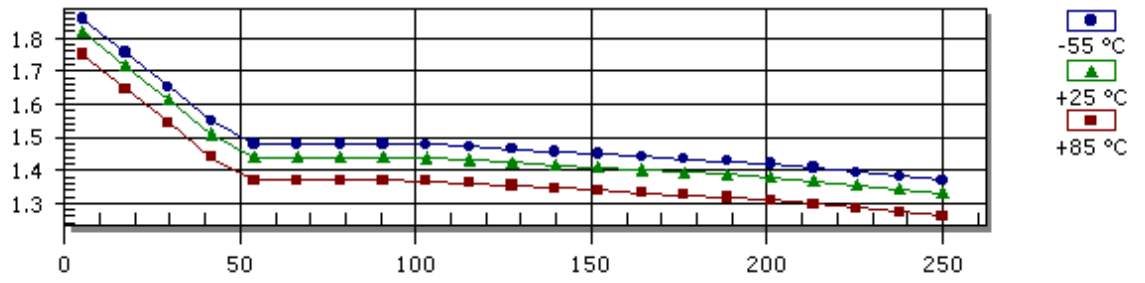
Frequency (MHz)

Reverse Isolation



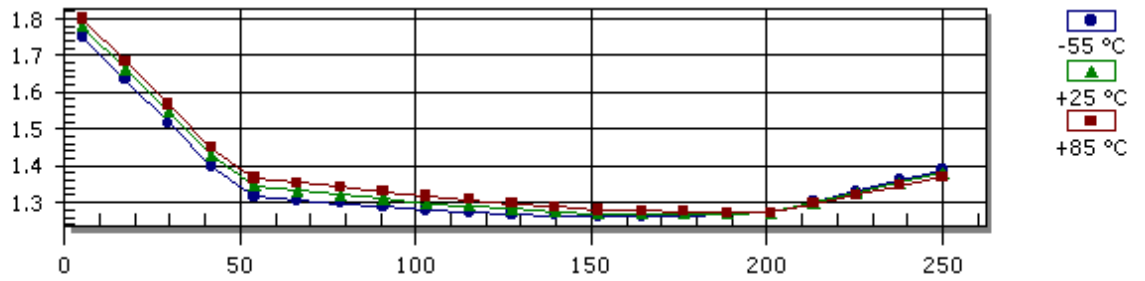
Frequency (MHz)

Input VSWR



Frequency (MHz)

Output VSWR



Frequency (MHz)

S-Parameters

Frequency	S11 Mag	S11 Ang	S21 Mag	S21 Ang	S12 Mag	S12 Ang	S22 Mag	S22 Ang
5.0	0.290	-117.00	4.970	-159.00	0.120	19.00	0.280	142.00
50.0	0.180	169.00	5.080	166.00	0.120	5.00	0.150	160.00
100.0	0.180	145.00	5.070	149.00	0.130	6.00	0.130	149.00
150.0	0.170	124.00	5.090	132.00	0.140	6.00	0.120	147.00
200.0	0.160	107.00	5.100	114.00	0.150	5.00	0.120	151.00
250.0	0.140	89.00	5.020	96.00	0.160	3.00	0.160	154.00

Absolute Maximum Conditions

Maximum Operating Temperature	-55.0 - 100.0 °C	Maximum Storage Temperature	-62.0 - 125.0 °C
Maximum Case Temperature	125.0 °C	Maximum Supply Voltage	15.0 Volts
Continuous RF Input Power	18.0 dBm	Short Term RF Input Power (1 minute max)	50.0 mW
Maximum Peak Power (3 µsec max)	0.5 W		

Amplifonix | 2707 Black Lake Place | Philadelphia, PA 19154
Tel: 215.464.4000 | FAX: 215.464.4001 | Email: info@amplifonix.com

i2 Technologies US, Inc.

HTML Pages converted to PDF Document

This document contains component information from the manufacturer's website which are not available in a revision controlled document from the manufacturer. To facilitate the addition of these parts into the Electronics Database, we are converting the HTML pages related to that part, from the manufacturer's website into Adobe PDF format. The contents of this document is based on the information provided on the manufacturer's website, therefore the information may have been changed by the manufacturer since this was created.

