

# SMT Data Line EMI Filters – PDLF



Part number <sup>1</sup>	Lines	Current max <sup>2</sup> (mA)	Inductance min <sup>3</sup> (μH)	DCR max (mOhms)
PDLF4000L_	4	100	5	250
PDLF4500L_	4	500	5	200
PDLF3000L_	3	100	5	250
PDLF3500L_	3	500	5	200
PDLF2000L_	2	100	5	250
PDLF2500L_	2	500	5	200

1. When ordering, please specify **packaging** code:

#### PDLF4500LC

**C** = 7" machine ready reel. EIA-481 embossed plastic tape (500 parts per full reel).

**D** = 13" machine ready reel. EIA-481 embossed plastic tape (2000 parts per full reel).

**B** = Less than full reel. In tape, but not machine ready. To have a leader and trailer added (\$25 charge), use code letter D instead.

2. Current rating is for each line.

3. Inductance is per winding, tested at 1 MHz.

4. Operating temperature range -40°C to +85°C.

5. Electrical specifications at 25°C.

Refer to Doc 362 "Soldering Surface Mount Components" before soldering.

- Available in 4, 3 and 2-line versions
- See our CCDLF series for 10 and 8-line EMI filters
- Exceptional common mode noise attenuation from 15 MHz to 300 MHz; passes signal line data below 300 MHz with minimal attenuation
- DC current capacity of 500 or 100 mA.
- Excellent electrical isolation (300 Vrms)

**Designer's Kit D303** contains four each of all values plus DLF and CCDLF filters

**Core material** Ferrite

**Terminations** RoHS compliant tin-silver-copper over tin over nickel over phos bronze. Other terminations available at additional cost.

**Weight** 183 – 201 mg

**Ambient temperature** -40°C to +85°C

**Storage temperature** Component: -40°C to +85°C.

Tape and reel packaging: -40°C to +80°C

**Resistance to soldering heat** Max three 40 second reflows at +260°C, parts cooled to room temperature between cycles

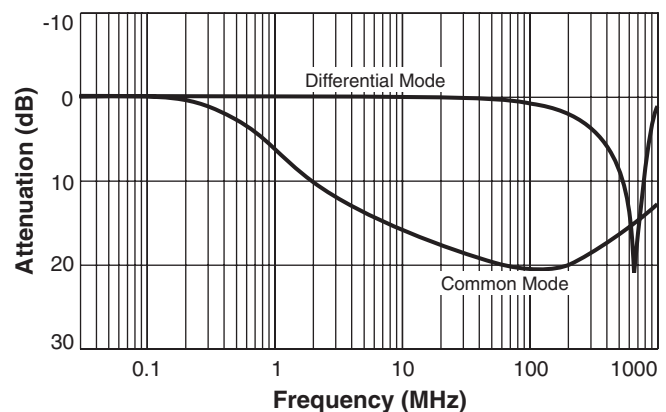
**Moisture Sensitivity Level (MSL)** 1 (unlimited floor life at <30°C / 85% relative humidity)

**Mean Time Between Failures (MTBF)** 26,315,789 hours

**Packaging** 500/7" reel; 2000/13" reel Plastic tape: 16 mm wide, 0.35 mm thick, 8 mm pocket spacing, 4.4 mm pocket depth

**PCB washing** Tested with pure water or alcohol only. For other solvents, see Doc787\_PCB\_Washing.pdf

## Typical Response\*



\* Measured on HP 8753D network analyzer. Ref: 50 Ohms.



www.coilcraft.com

**US** +1-847-639-6400 sales@coilcraft.com

**UK** +44-1236-730595 sales@coilcraft-europe.com

**Taiwan** +886-2-2264 3646 sales@coilcraft.com.tw

**China** +86-21-6218 8074 sales@coilcraft.com.cn

**Singapore** + 65-6484 8412 sales@coilcraft.com.sg

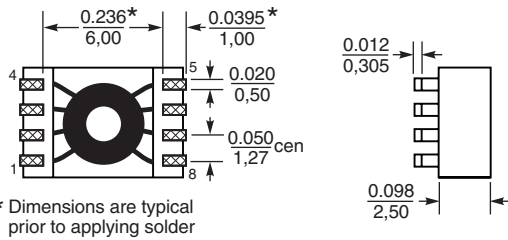
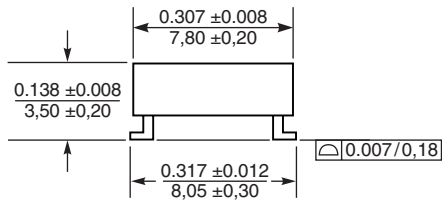
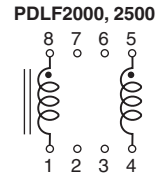
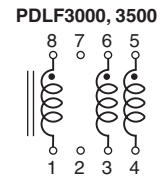
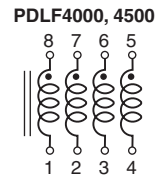
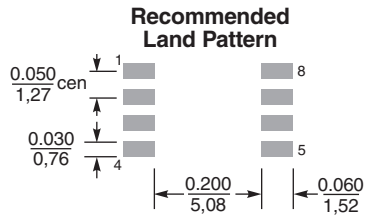
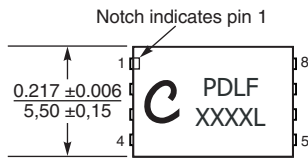
Document 491-1 Revised 10/30/08

© Coilcraft Inc. 2013

This product may not be used in medical or high risk applications without prior Coilcraft approval. Specification subject to change without notice. Please check web site for latest information.



# Surface Mount Data Line EMI Filters



Dimensions are in  $\frac{\text{inches}}{\text{mm}}$