

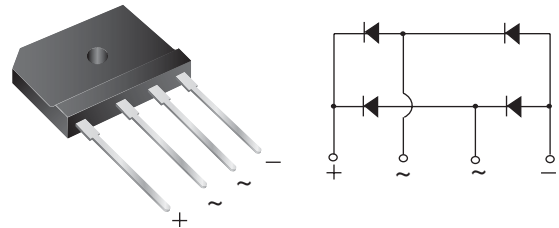


Single-Phase Single In-Line Bridge Rectifiers

Major Ratings and Characteristics

$I_{F(AV)}$	20 A
V_{RRM}	200 V to 800 V
I_{FSM}	240 A
I_R	10 μ A
V_F	1.0 V
T_j max.	150 °C

Case Style GSIB-5S



Features

- UL Recognition file number E54214
- Thin Single In-Line package
- Glass passivated chip junction
- High surge current capability
- High case dielectric strength of 2500 V_{RMS}
- Solder Dip 260 °C, 40 seconds



Mechanical Data

Case: GSIB-5S

Epoxy meets UL-94V-0 Flammability rating

Terminals: Matte tin plated (E3 Suffix) leads, solderable per J-STD-002B and JESD22-B102D

Polarity: As marked on body

Mounting Torque: 10 cm-kg (8.8 inches-lbs) max.

Recommended Torque: 5.7cm-kg (5 inches-lbs)

Typical Applications

General purpose use in ac-to-dc bridge full wave rectification for Switching Power Supply, Home Appliances, Office Equipment, Industrial Automation applications

Maximum Ratings

Ratings at 25 °C ambient temperature unless otherwise specified.

Parameter	Symbol	VSIB2020	VSIB2040	VSIB2060	VSIB2080	Unit
Maximum repetitive peak reverse voltage	V_{RRM}	200	400	600	800	V
Maximum RMS voltage	V_{RMS}	140	280	420	560	V
Maximum DC blocking voltage	V_{DC}	200	400	600	800	V
Maximum average forward rectified output current at $T_C = 87\text{ °C}^{(1)}$ $T_A = 25\text{ °C}^{(2)}$	$I_{F(AV)}$	20 3.5				A
Peak forward surge current single sine-wave superimposed on rated load	I_{FSM}	240				A
Rating for fusing ($t < 8.3$ ms)	I^2t	240				A ² sec
Operating junction and storage temperature range	T_J, T_{STG}	- 55 to + 150				°C

Electrical Characteristics

Ratings at 25 °C ambient temperature unless otherwise specified.

Parameter	Test condition	Symbol	VSIB2020	VSIB2040	VSIB2060	VSIB2080	Unit
Maximum instantaneous forward voltage drop per leg	at 10 A	V_F	1.00				V
Maximum DC reverse current at rated DC blocking voltage per leg	$T_A = 25\text{ °C}$ $T_A = 125\text{ °C}$	I_R	10 250				μ A

Thermal Characteristics

Ratings at 25 °C ambient temperature unless otherwise specified.

Parameter	Symbol	VSIB2020	VSIB2040	VSIB2060	VSIB2080	Unit
Typical thermal resistance per leg	$R_{\theta JA}$	22 ⁽²⁾				°C/W
	$R_{\theta JC}$	1.5 ⁽¹⁾				

Notes:

- (1) Unit case mounted on Al plate heatsink
- (2) Units mounted on P.C.B. without heatsink
- (3) Recommended mounting position is to bolt down on heatsink with silicone thermal compound for maximum heat transfer with #6 screw

Ratings and Characteristics Curves

($T_A = 25\text{ °C}$ unless otherwise noted)

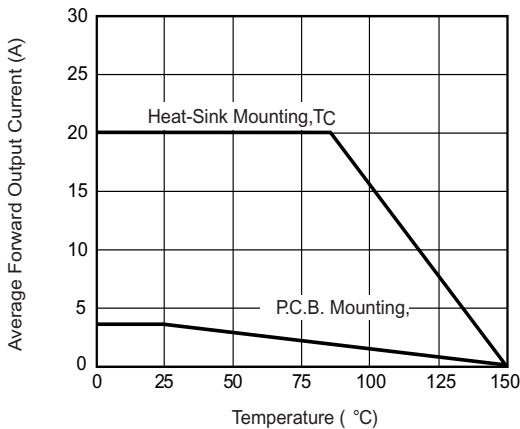


Figure 1. Derating Curve Output Rectified Current

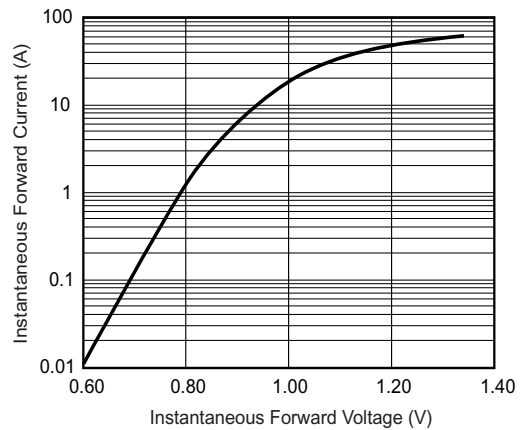


Figure 3. Typical Forward Characteristics Per Leg

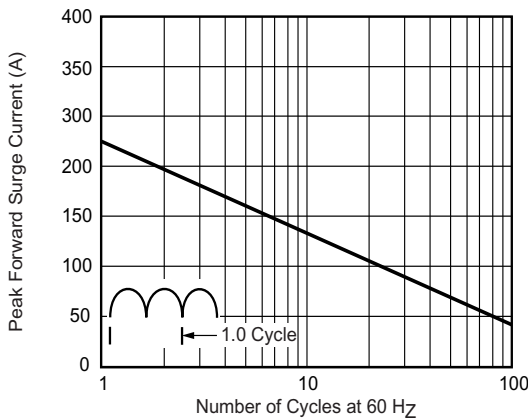


Figure 2. Maximum Non-Repetitive Peak Forward Surge Current Per Leg

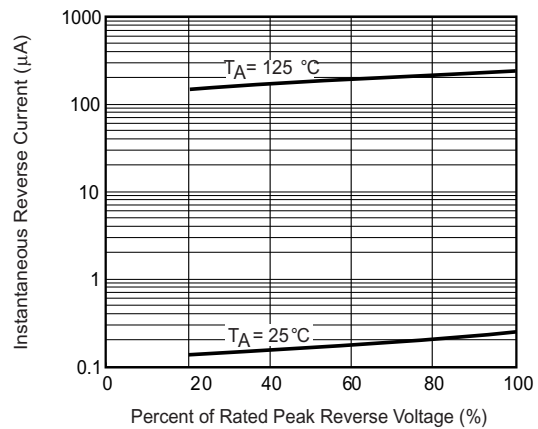


Figure 4. Typical Reverse Characteristics Per Leg

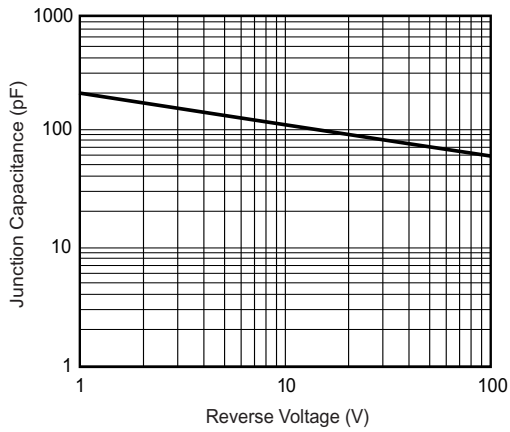


Figure 5. Typical Junction Capacitance Per Leg

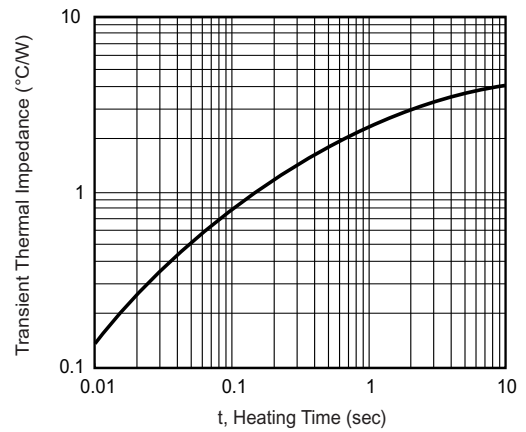
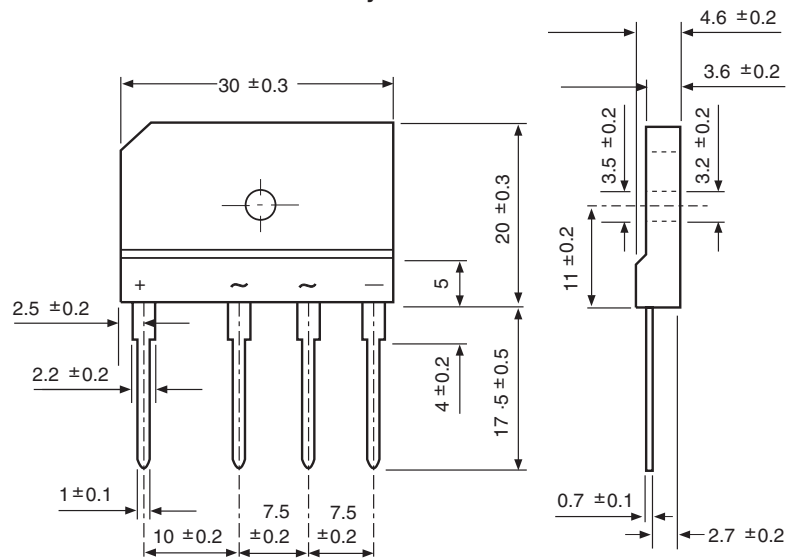


Figure 6. Typical Transient Thermal Impedance

Package outline dimensions in millimeters

Case Style GSIB-5S





Notice

Specifications of the products displayed herein are subject to change without notice. Vishay Intertechnology, Inc., or anyone on its behalf, assumes no responsibility or liability for any errors or inaccuracies.

Information contained herein is intended to provide a product description only. No license, express or implied, by estoppel or otherwise, to any intellectual property rights is granted by this document. Except as provided in Vishay's terms and conditions of sale for such products, Vishay assumes no liability whatsoever, and disclaims any express or implied warranty, relating to sale and/or use of Vishay products including liability or warranties relating to fitness for a particular purpose, merchantability, or infringement of any patent, copyright, or other intellectual property right.

The products shown herein are not designed for use in medical, life-saving, or life-sustaining applications. Customers using or selling these products for use in such applications do so at their own risk and agree to fully indemnify Vishay for any damages resulting from such improper use or sale.