



HFWS-06-02-T-S-RA



SW-10-04-T-S-350-150



FWS-06-01-T-S

(5,08mm) .200"

FWS, HFWS, SW SERIES

POWER TERMINAL STRIP

SPECIFICATIONS

For complete specifications see www.samtec.com?FWS or www.samtec.com?HFWS

FWS/HFWS

Insulator Material:

- Glass Filled Polyester (FWS)
- Liquid Crystal Polymer (HFWS)

Terminal Material:

Phosphor Bronze

Plating:

Sn over 50µ" (1,27µm) Ni

Operating Temp Range:

-55°C to +105°C

Voltage Rating:

500 VAC mated with PSS

RoHS Compliant:

Yes

Processing:

(HFWS-VS)

Lead-Free Solderable:

Yes

SMT Lead Coplanarity:

(0,20mm) .008" max (02-15)

(0,25mm) .010" max (16-20)



TYPE STRIP

FWS

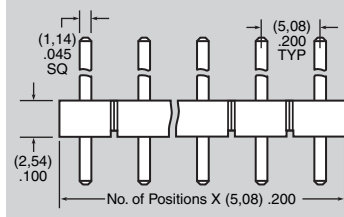
= Standard Header

HFWS

= High Temp Header

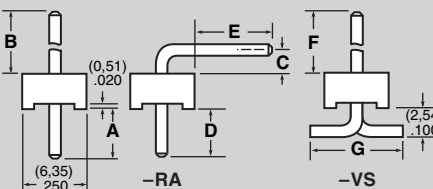
Mates with:
PSS, HPF

01 thru 20



LEAD STYLE

Specify LEAD STYLE from chart below.



LEAD STYLE	A	B	C	D	E	F	G
-01	(4,57) .180	(11,94) .470	—	—	—	(10,72) .422	(8,64) .340
-02	(4,57) .180	(13,21) .520	(2,54) .100	(4,57) .180	(8,08) .318	(12,24) .482	(8,38) .330
-04	(4,09) .161	(21,06) .829	(4,95) .195	(3,96) .156	(13,82) .544	—	—
-05	(4,57) .180	(3,81) .150	—	—	—	—	—

PLATING OPTION

-T
= Matte Tin

TAIL OPTION

OTHER OPTION

-VS-P
= Surface Mount with Pick & Place Pad (3 Pos. min.) (6,98mm) .275" min. post height

Leave blank for Through-Hole

-RA
= Right Angle

-VS
= Surface Mount (2 pins/row minimum) Requires HFWS

CURRENT RATING	
AMBIENT TEMP	PSS/FWS
20°C	16.3A
40°C	15.0A
60°C	13.0A
95°C	8.7A

4 POSITIONS POWERED

SPECIFICATIONS

For complete specifications see www.samtec.com?SW

Insulator Material:

- Glass Filled Polyester (SW-TH)
- Liquid Crystal Polymer (SW-VS)

Terminal Material:

Phosphor Bronze

Plating:

SN over 50µ" (1,27µm) Ni

Operating Temp Range:

-55°C to + 105°C

RoHS Compliant:

Yes

Processing:

(SW-VS)

Lead Free Solderable:

Yes

SMT Lead Coplanarity:

(0,20mm) .008 max.



TYPE STRIP

SW
= Standard Stacker

NO. PINS

04

PLATING OPTION

-T
= Matte Tin

S

STACK HEIGHT

-“XXX”
= Stacker Height (in inches) (0,13mm) .005" increments
Example: -250 = (6,35mm) .250"

POST HEIGHT

-“XXX”
= Post Height (in inches)

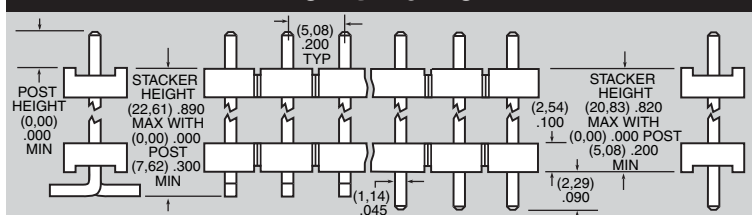
TAIL OPTION

Leave blank for Through-Hole

-VS
= Surface Mount (2 pins/row minimum)

-VS-P
= Surface Mount with Pick & Place Pad (3 Pos. min.) (6,98mm) .275" max. post height

02 thru 20



Mates with:
PSS, HPF

Note: Some lengths, styles and options are non-standard, non-returnable.

Due to technical progress, all designs, specifications and components are subject to change without notice.

WWW.SAMTEC.COM