

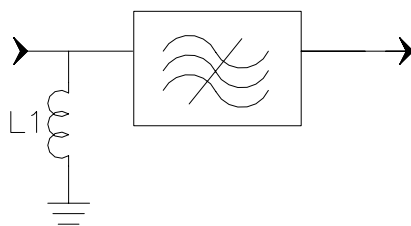
### Specifications

Parameter	Unit	Minimum	Typical	Maximum
Center Frequency	MHz	79.875	80	80.125
Insertion Loss	dB		29	30.5
1.5dB Bandwidth(marker f0)	MHz	24.08	24.1	
21dB Bandwidth (marker f0)	MHz		24.75	24.8
30dB Bandwidth( marker f0)	MHz		25.1	25.2
Passband Variation	dB		1.8	2
Absolute Delay	usec		2.23	2.35
Ultimate Rejection	dB	30	32	
Material temperature coefficient	KHz/°C	-6.56		
Ambient Temperature	°C	25		
Package Size	DIP3512 (35.0x12.8x4.7mm <sup>3</sup> )			

#### Notes:

1. All specifications are based on the test circuit shown
2. In production, devices will be tested at room temperature to a guardbanded specification to ensure electrical compliance over temperature
3. Electrical margin has been built into the design to account for the variations due to temperature drift and manufacturing tolerances
4. This is the optimum impedance in order to achieve the performance show


### Matching Configuration



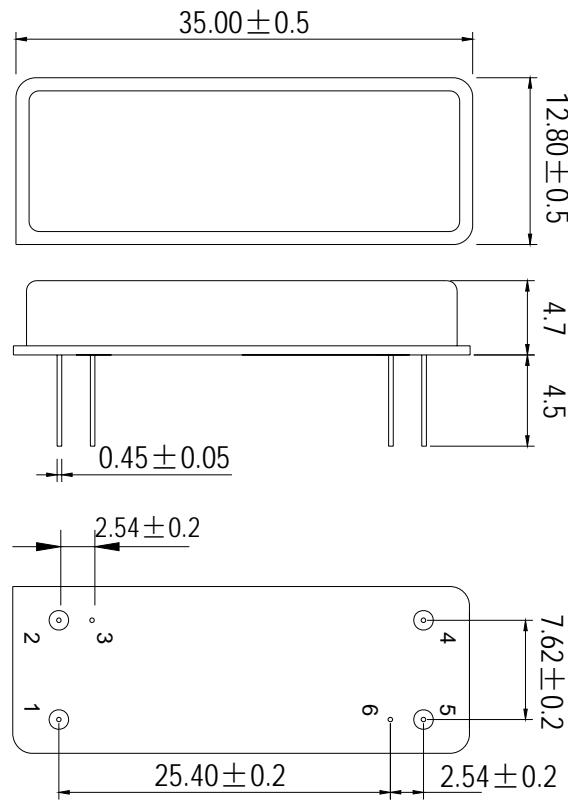
**L1 = 100nH**

**Source/Load Impedance = 50 ohm**

Notes - Component values may change depending on board layout.

	<b>SIPAT Co., Ltd.</b> ( CETC No. 26 Research Institute ) Nanping Huayuan Road No. 14 Chongqing, China, 400060	Part Number	LBN08025	
		Rev. Date	2005-8-2	
		Rev.	1.0	Page

*Package Dimension*



Pin 1: input  
Pin 5: output  
Others: Grounded

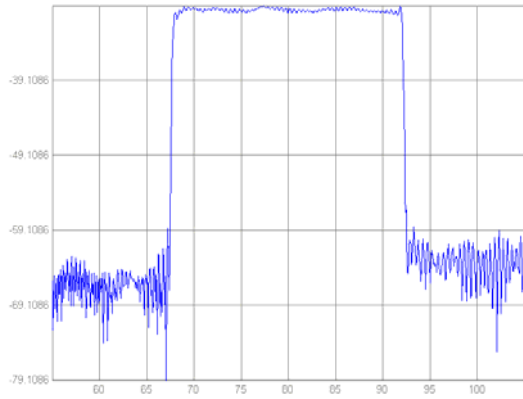


**SIPAT Co., Ltd.**  
( CETC No. 26 Research Institute )  
Nanping Huayuan Road No. 14  
Chongqing, China, 400060

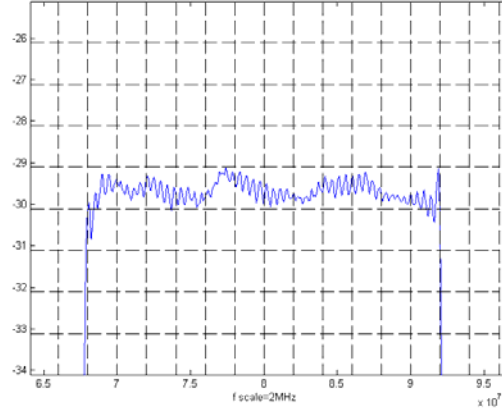
Part Number	LBN08025	
Rev. Date	2005-8-2	
Rev.	1.0	Page 2/3

Typical Performance

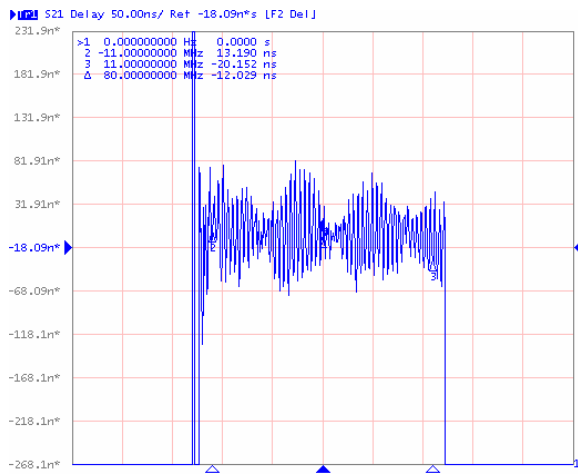
Frequency Respond



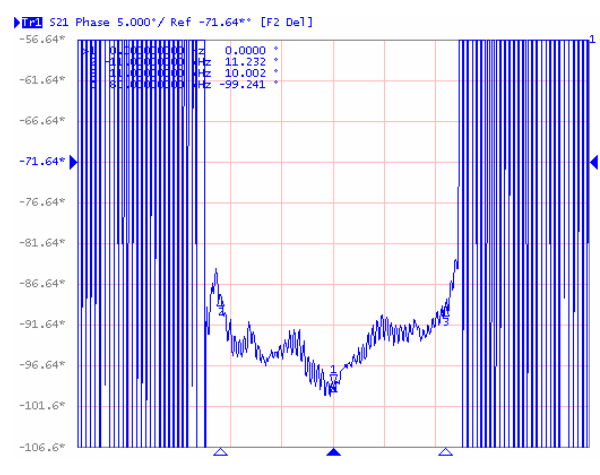
Passband Respond



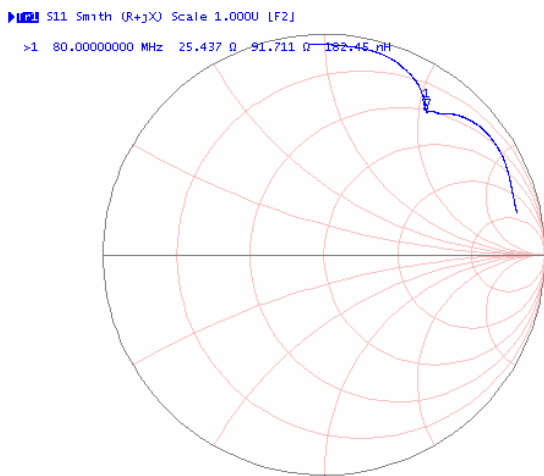
Group Delay Variation( $f_0 \pm 11\text{MHz}$ )



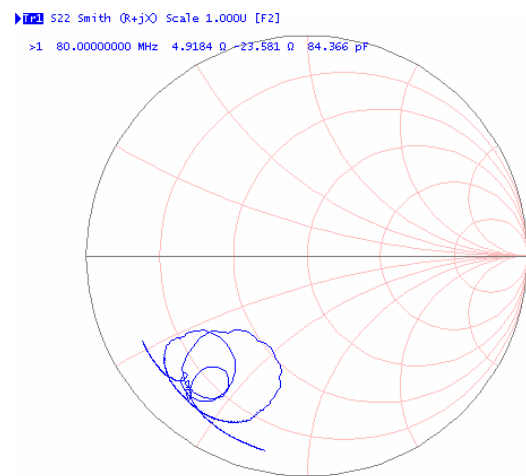
Phase Linearity( $f_0 \pm 11\text{MHz}$ )



Smith Chart S11



Smith Chart S22



**SIPAT Co., Ltd.**  
( CETC No. 26 Research Institute )  
Nanping Huayuan Road No. 14  
Chongqing, China, 400060

Part Number LBN08025

Rev. Date 2005-8-2

Rev. 1.0

Page 3/3