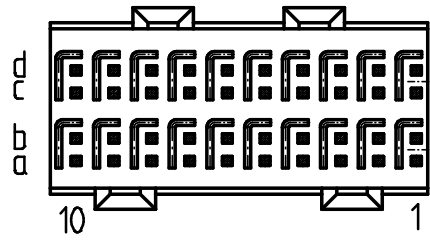
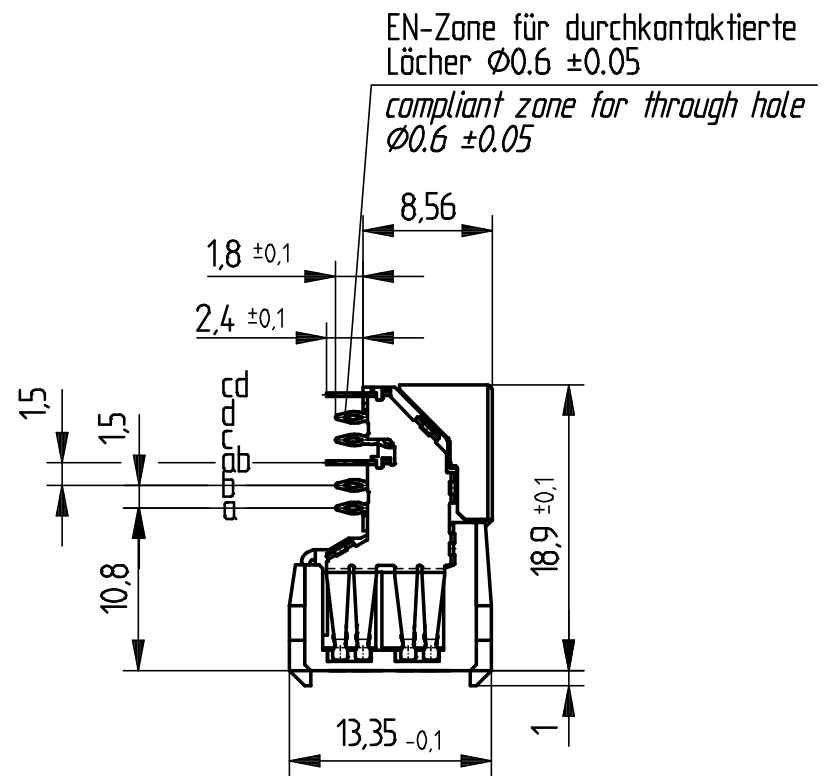
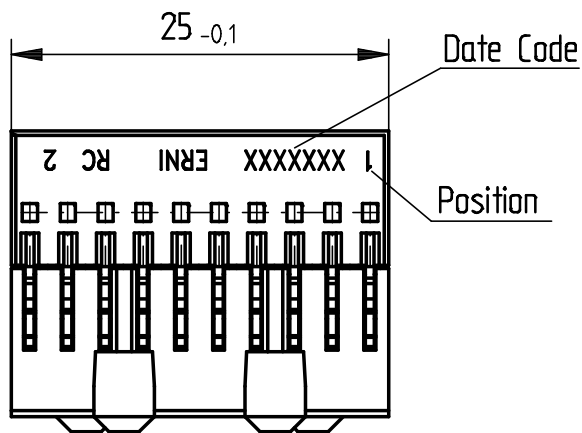
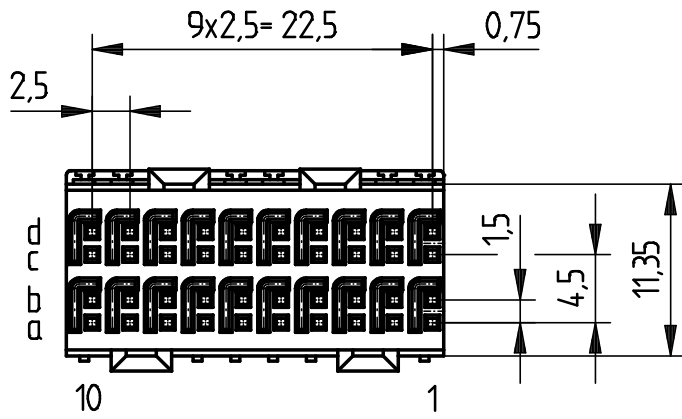


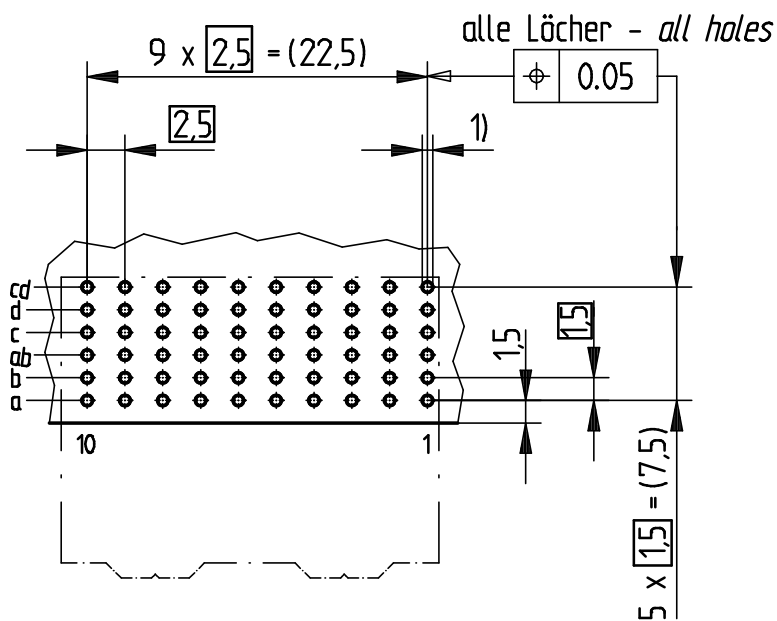
Bestückungsplan - contact layout



■ = bestückt - assembled



Lochbild für Leiterplatte Board hole pattern (Bestückungsseite) (Component mounting side)



1) $\varnothing 0.6 \pm 0.05$ Durchmesser des metallisierten Loches
 $\varnothing 0.6 \pm 0.05$ Diameter of finished plated-through hole

$\varnothing 0.7 \pm 0.02$ Bohrungsdurchmesser des Loches
 $\varnothing 0.7 \pm 0.02$ Diameter of drilled hole

Schichtaufbau im metallisierten Loch
siehe Zeichnung 114406

Metal plating of plated-through hole
see drawing 114406

Information:	Tolerances	 All Dimensions in mm	Scale	2:1
	All rights reserved. Only for information. To insure that this is the latest version of this drawing, please contact one of the ERNI companies before using.		Subject to modification without prior notice. Drawing will not be updated.	Designation
Consider protection memo from DIN 34 f Index	13.08.2013 Date	 www.ERNI.com	ERmetZD Federleiste 2-10 ERmetZD Fem. Connector 2-10	
	V:00068656.SZA	100200220003	K4	
			ERMZD	