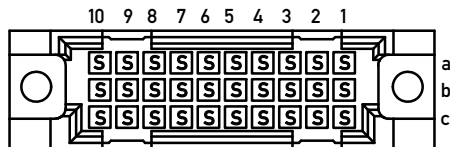
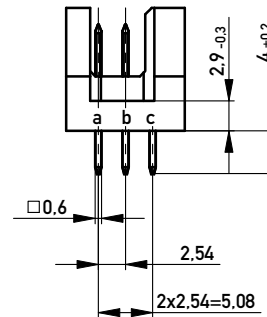
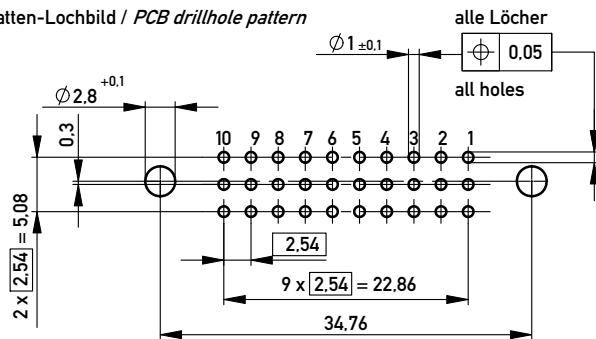


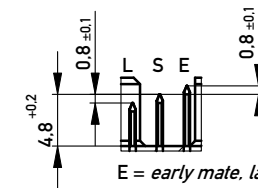
Bestückungsplan / contact layout



Leiterplatten-Lochbild / PCB drillhole pattern



Stecklänge / mating length



E = early mate, late break / voreilend
 S = standard
 L = late mate, early break / nacheilend

Lötanschluss 0,6 x 0,6mm / solder terminal 0,6 x 0,6mm

Isolierwerkstoff housing material : PBT GF 30

Bauart 4 / type 4

Anforderungsstufe 2 = 400 Steckzyklen / performance class 2 = 400 mating cycles

Fehlende Maße und Angaben nach IEC 60 603-2 / DIN EN 60 603-2

Missing information and dimensions per IEC 60 603-2 / DIN EN 60 603-2

Bedruckung siehe Zeichnung 294905

Marking see drawing 294905

Copyright by ERNI GmbH.
 Proprietary notice pursuant to ISO 16106 to be observed.

Information:		Tolerances	All Dimensions in mm	Scale 2:1
All rights reserved. Only for Information. To ensure that this is the latest version of this drawing, please contact one of the ERNI companies before using.		Subject to modification without prior notice. Drawing will not be updated.		Designation Messerleiste R / 3, 30 Löt Male Con. R/3, 30 Solder
www.ERNI.com		374003		I A3
A	01.12.2009	Class		STVR/3
Index	Date			