

RKZ-KD Series

Silicon Planar Zener Diode for Stabilized Power Supply

REJ03G1264-0100

Rev.1.00

Nov 16, 2005

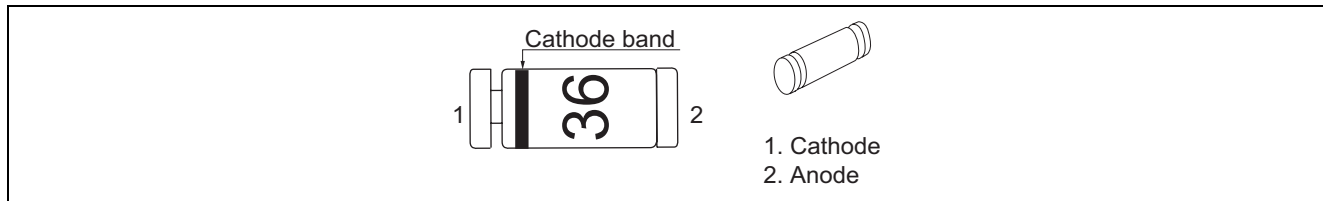
Features

- Low leakage, low zener impedance and maximum power dissipation of 500 mW.
- Wide spectrum from 1.9V through 38V of zener voltage provide flexible application.
- LLD Package is suitable for high density surface mounting and high speed assembly.

Ordering Information

Type No.	Cathode band	Character Mark	Package Name	Package Code (Previous Code)
RKZ-KD Series	Same Color as Character Mark	Refer to Mark Code	LLD	GLZZ0002ZA-A (LLD)

Pin Arrangement



Absolute Maximum Ratings

(Ta = 25°C)

Item	Symbol	Value	Unit
Power dissipation	Pd	500	mW
Junction temperature	Tj	175	°C
Storage temperature	Tstg	-55 to +175	°C

Note: With P.C. Board.

Electrical Characteristics

Type	Zener Voltage		Test Condition	Reverse Current		Dynamic Resistance	
	V _Z (V)*1			I _R (μA)	Test Condition	r _d (Ω)	Test Condition
	Min	Max	I _Z (mA)	Max	V _R (V)	Max	I _Z (mA)
RKZ2B1KD	1.9	2.1	5	5	0.5	100	5
RKZ2B2KD	2.0	2.2					
RKZ2B3KD	2.1	2.3					
RKZ2C1KD	2.2	2.4					
RKZ2C2KD	2.3	2.5					
RKZ2C3KD	2.4	2.6					
RKZ3A1KD	2.5	2.7	5	5	0.5	100	5
RKZ3A2KD	2.6	2.8					
RKZ3A3KD	2.7	2.9					
RKZ3B1KD	2.8	3.0					
RKZ3B2KD	2.9	3.1					
RKZ3B3KD	3.0	3.2					
RKZ3C1KD	3.1	3.3					
RKZ3C2KD	3.2	3.4					
RKZ3C3KD	3.3	3.5					
RKZ4A1KD	3.4	3.6	5	5	1.0	100	5
RKZ4A2KD	3.5	3.7					
RKZ4A3KD	3.6	3.8					
RKZ4B1KD	3.7	3.9					
RKZ4B2KD	3.8	4.0					
RKZ4B3KD	3.9	4.1					
RKZ4C1KD	4.0	4.2					
RKZ4C2KD	4.1	4.3					
RKZ4C3KD	4.2	4.4					
RKZ5A1KD	4.3	4.5					
RKZ5A2KD	4.4	4.6					
RKZ5A3KD	4.5	4.7					
RKZ5B1KD	4.6	4.8					
RKZ5B2KD	4.7	4.9					
RKZ5B3KD	4.8	5.0					
RKZ5C1KD	4.9	5.1					
RKZ5C2KD	5.0	5.2					
RKZ5C3KD	5.1	5.3					

Note: 1. Tested with DC.

Type	Zener Voltage		Reverse Current		Dynamic Resistance		
	V _Z (V)*1		Test Condition	I _R (μA)	Test Condition	r _d (Ω)	Test Condition
	Min	Max	I _Z (mA)	Max	V _R (V)	Max	Min
RKZ6A1KD	5.2	5.5	5	5	2.0	40	5
RKZ6A2KD	5.3	5.6					
RKZ6A3KD	5.4	5.7					
RKZ6B1KD	5.5	5.8					
RKZ6B2KD	5.6	5.9					
RKZ6B3KD	5.7	6.0					
RKZ6C1KD	5.8	6.1					
RKZ6C2KD	6.0	6.3					
RKZ6C3KD	6.1	6.4					
RKZ7A1KD	6.3	6.6	5	1	3.5	15	5
RKZ7A2KD	6.4	6.7					
RKZ7A3KD	6.6	6.9					
RKZ7B1KD	6.7	7.0					
RKZ7B2KD	6.9	7.2					
RKZ7B3KD	7.0	7.3					
RKZ7C1KD	7.2	7.6					
RKZ7C2KD	7.3	7.7					
RKZ7C3KD	7.5	7.9					
RKZ9A1KD	7.7	8.1	5	1	5.0	20	5
RKZ9A2KD	7.9	8.3					
RKZ9A3KD	8.1	8.5					
RKZ9B1KD	8.3	8.7					
RKZ9B2KD	8.5	8.9					
RKZ9B3KD	8.7	9.1					
RKZ9C1KD	8.9	9.3					
RKZ9C2KD	9.1	9.5					
RKZ9C3KD	9.3	9.7					
RKZ11A1KD	9.5	9.9	5	1	7.5	25	5
RKZ11A2KD	9.7	10.1					
RKZ11A3KD	9.9	10.3					
RKZ11B1KD	10.2	10.6					
RKZ11B2KD	10.4	10.8					
RKZ11B3KD	10.7	11.1					
RKZ11C1KD	10.9	11.3					
RKZ11C2KD	11.1	11.6					
RKZ11C3KD	11.4	11.9					

Note: 1. Tested with DC.

Type	Zener Voltage		Reverse Current		Dynamic Resistance		
	V _Z (V) ^{*1}		Test Condition	I _R (μA)	Test Condition	r _d (Ω)	Test Condition
	Min	Max	I _Z (mA)	Max	V _R (V)	Max	I _Z (mA)
RKZ12A1KD	11.6	12.1	5	1	9.5	35	5
RKZ12A2KD	11.9	12.4					
RKZ12A3KD	12.2	12.7					
RKZ12B1KD	12.4	12.9					
RKZ12B2KD	12.6	13.1					
RKZ12B3KD	12.9	13.4					
RKZ12C1KD	13.2	13.7					
RKZ12C2KD	13.5	14.0					
RKZ12C3KD	13.8	14.3					
RKZ15-1KD	14.1	14.7	5	1	11.0	40	5
RKZ15-2KD	14.5	15.1					
RKZ15-3KD	14.9	15.5					
RKZ16-1KD	15.3	15.9	5	1	12.0	45	5
RKZ16-2KD	15.7	16.5					
RKZ16-3KD	16.3	17.1					
RKZ18-1KD	16.9	17.7	5	1	13.0	55	5
RKZ18-2KD	17.5	18.3					
RKZ18-3KD	18.1	19.0					
RKZ20-1KD	18.8	19.7	2	1	15.0	60	2
RKZ20-2KD	19.5	20.4					
RKZ20-3KD	20.2	21.1					
RKZ22-1KD	20.9	21.9	2	1	17.0	65	2
RKZ22-2KD	21.6	22.6					
RKZ22-3KD	22.3	23.3					
RKZ24-1KD	22.9	24.0	2	1	19.0	70	2
RKZ24-2KD	23.6	24.7					
RKZ24-3KD	24.3	25.5					
RKZ27-1KD	25.2	26.6	2	1	21.0	80	2
RKZ27-2KD	26.2	27.6					
RKZ27-3KD	27.2	28.6					
RKZ30-1KD	28.2	29.6	2	1	23.0	100	2
RKZ30-2KD	29.2	30.6					
RKZ30-3KD	30.2	31.6					
RKZ33-1KD	31.2	32.6	2	1	25.0	120	2
RKZ33-2KD	32.2	33.6					
RKZ33-3KD	33.2	34.6					
RKZ36-1KD	34.2	35.7	2	1	27.0	140	2
RKZ36-2KD	35.3	36.8					
RKZ36-3KD	36.4	38.0					

Notes: 1. Tested with DC.

Mark Code

Grade	Character Mark	Color	Grade	Character Mark	Color	Grade	Character Mark	Color
RKZ2B1KD	2B	Pink	RKZ6B1KD	6B	Pink	RKZ12B1KD	BB	Pink
RKZ2B2KD	2B	Blue	RKZ6B2KD	6B	Blue	RKZ12B2KD	BB	Blue
RKZ2B3KD	2B	White	RKZ6B3KD	6B	White	RKZ12B3KD	BB	White
RKZ2C1KD	2C	Pink	RKZ6C1KD	6C	Pink	RKZ12C1KD	BC	Pink
RKZ2C2KD	2C	Blue	RKZ6C2KD	6C	Blue	RKZ12C2KD	BC	Blue
RKZ2C3KD	2C	White	RKZ6C3KD	6C	White	RKZ12C3KD	BC	White
RKZ3A1KD	3A	Pink	RKZ7A1KD	7A	Pink	RKZ15-1KD	15	Pink
RKZ3A2KD	3A	Blue	RKZ7A2KD	7A	Blue	RKZ15-2KD	15	Blue
RKZ3A3KD	3A	White	RKZ7A3KD	7A	White	RKZ15-3KD	15	White
RKZ3B1KD	3B	Pink	RKZ7B1KD	7B	Pink	RKZ16-1KD	16	Pink
RKZ3B2KD	3B	Blue	RKZ7B2KD	7B	Blue	RKZ16-2KD	16	Blue
RKZ3B3KD	3B	White	RKZ7B3KD	7B	White	RKZ16-3KD	16	White
RKZ3C1KD	3C	Pink	RKZ7C1KD	7C	Pink	RKZ18-1KD	18	Pink
RKZ3C2KD	3C	Blue	RKZ7C2KD	7C	Blue	RKZ18-2KD	18	Blue
RKZ3C3KD	3C	White	RKZ7C3KD	7C	White	RKZ18-3KD	18	White
RKZ4A1KD	4A	Pink	RKZ9A1KD	9A	Pink	RKZ20-1KD	20	Pink
RKZ4A2KD	4A	Blue	RKZ9A2KD	9A	Blue	RKZ20-2KD	20	Blue
RKZ4A3KD	4A	White	RKZ9A3KD	9A	White	RKZ20-3KD	20	White
RKZ4B1KD	4B	Pink	RKZ9B1KD	9B	Pink	RKZ22-1KD	22	Pink
RKZ4B2KD	4B	Blue	RKZ9B2KD	9B	Blue	RKZ22-2KD	22	Blue
RKZ4B3KD	4B	White	RKZ9B3KD	9B	White	RKZ22-3KD	22	White
RKZ4C1KD	4C	Pink	RKZ9C1KD	9C	Pink	RKZ24-1KD	24	Pink
RKZ4C2KD	4C	Blue	RKZ9C2KD	9C	Blue	RKZ24-2KD	24	Blue
RKZ4C3KD	4C	White	RKZ9C3KD	9C	White	RKZ24-3KD	24	White
RKZ5A1KD	5A	Pink	RKZ11A1KD	AA	Pink	RKZ27-1KD	27	Pink
RKZ5A2KD	5A	Blue	RKZ11A2KD	AA	Blue	RKZ27-2KD	27	Blue
RKZ5A3KD	5A	White	RKZ11A3KD	AA	White	RKZ27-3KD	27	White
RKZ5B1KD	5B	Pink	RKZ11B1KD	AB	Pink	RKZ30-1KD	30	Pink
RKZ5B2KD	5B	Blue	RKZ11B2KD	AB	Blue	RKZ30-2KD	30	Blue
RKZ5B3KD	5B	White	RKZ11B3KD	AB	White	RKZ30-3KD	30	White
RKZ5C1KD	5C	Pink	RKZ11C1KD	AC	Pink	RKZ33-1KD	33	Pink
RKZ5C2KD	5C	Blue	RKZ11C2KD	AC	Blue	RKZ33-2KD	33	Blue
RKZ5C3KD	5C	White	RKZ11C3KD	AC	White	RKZ33-3KD	33	White
RKZ6A1KD	6A	Pink	RKZ12A1KD	BA	Pink	RKZ36-1KD	36	Pink
RKZ6A2KD	6A	Blue	RKZ12A2KD	BA	Blue	RKZ36-2KD	36	Blue
RKZ6A3KD	6A	White	RKZ12A3KD	BA	White	RKZ36-3KD	36	White

Main Characteristic

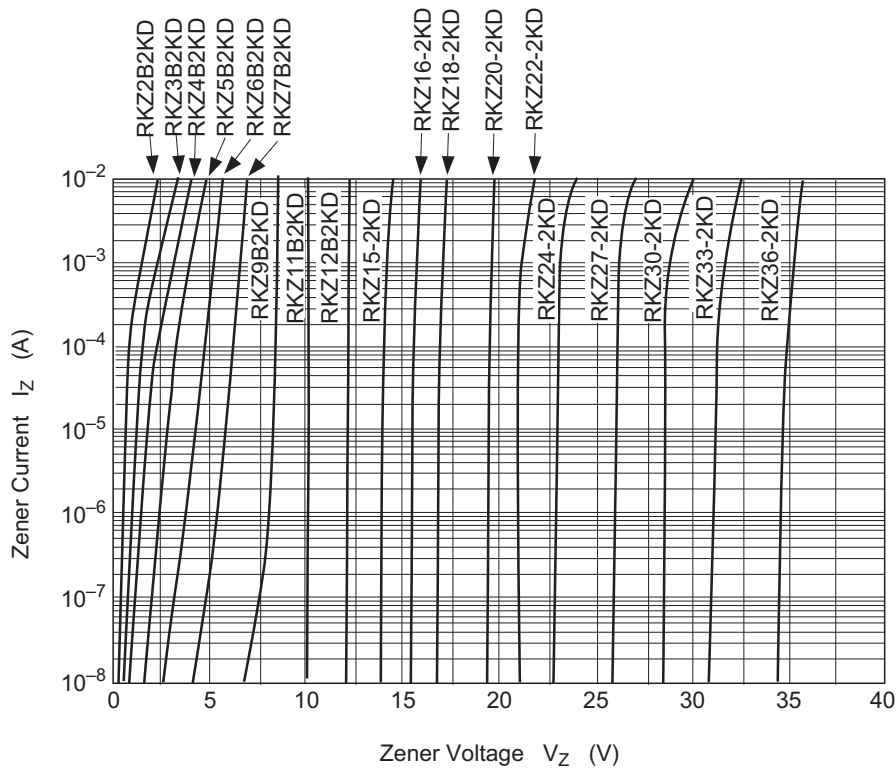


Fig.1 Zener current vs. Zener voltage

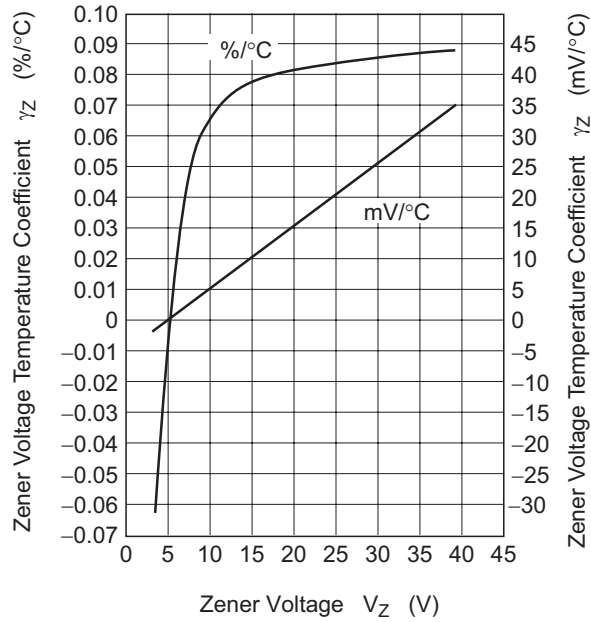


Fig.2 Temperature Coefficient vs. Zener voltage

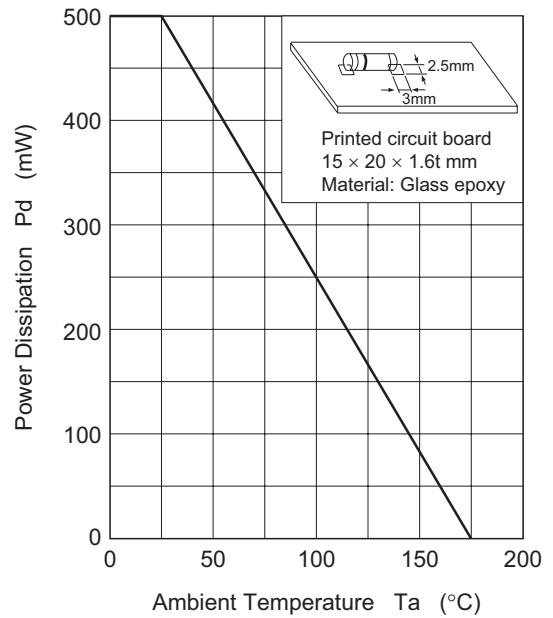
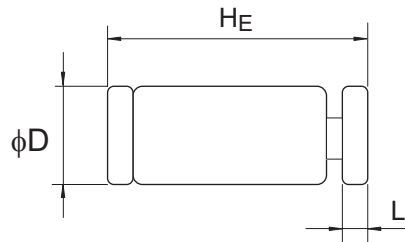


Fig.3 Power Dissipation vs. Ambient Temperature

Package Dimensions

Package Name	JEITA Package Code	RENESAS Code	Previous Code	MASS[Typ.]
LLD	—	GLZZ0002ZA-A	LLD / LLDV	0.027g



Reference Symbol	Dimension in Millimeters		
	Min	Nom	Max
ϕD	1.25	1.35	1.45
H_E	3.30	3.50	3.60
L	-	0.35	-

Keep safety first in your circuit designs!

1. Renesas Technology Corp. puts the maximum effort into making semiconductor products better and more reliable, but there is always the possibility that trouble may occur with them. Trouble with semiconductors may lead to personal injury, fire or property damage.
Remember to give due consideration to safety when making your circuit designs, with appropriate measures such as (i) placement of substitutive, auxiliary circuits, (ii) use of nonflammable material or (iii) prevention against any malfunction or mishap.

Notes regarding these materials

1. These materials are intended as a reference to assist our customers in the selection of the Renesas Technology Corp. product best suited to the customer's application; they do not convey any license under any intellectual property rights, or any other rights, belonging to Renesas Technology Corp. or a third party.
 2. Renesas Technology Corp. assumes no responsibility for any damage, or infringement of any third-party's rights, originating in the use of any product data, diagrams, charts, programs, algorithms, or circuit application examples contained in these materials.
 3. All information contained in these materials, including product data, diagrams, charts, programs and algorithms represents information on products at the time of publication of these materials, and are subject to change by Renesas Technology Corp. without notice due to product improvements or other reasons. It is therefore recommended that customers contact Renesas Technology Corp. or an authorized Renesas Technology Corp. product distributor for the latest product information before purchasing a product listed herein.
The information described here may contain technical inaccuracies or typographical errors.
Renesas Technology Corp. assumes no responsibility for any damage, liability, or other loss rising from these inaccuracies or errors.
Please also pay attention to information published by Renesas Technology Corp. by various means, including the Renesas Technology Corp. Semiconductor home page (<http://www.renesas.com>).
 4. When using any or all of the information contained in these materials, including product data, diagrams, charts, programs, and algorithms, please be sure to evaluate all information as a total system before making a final decision on the applicability of the information and products. Renesas Technology Corp. assumes no responsibility for any damage, liability or other loss resulting from the information contained herein.
 5. Renesas Technology Corp. semiconductors are not designed or manufactured for use in a device or system that is used under circumstances in which human life is potentially at stake. Please contact Renesas Technology Corp. or an authorized Renesas Technology Corp. product distributor when considering the use of a product contained herein for any specific purposes, such as apparatus or systems for transportation, vehicular, medical, aerospace, nuclear, or undersea repeater use.
 6. The prior written approval of Renesas Technology Corp. is necessary to reprint or reproduce in whole or in part these materials.
 7. If these products or technologies are subject to the Japanese export control restrictions, they must be exported under a license from the Japanese government and cannot be imported into a country other than the approved destination.
Any diversion or reexport contrary to the export control laws and regulations of Japan and/or the country of destination is prohibited.
 8. Please contact Renesas Technology Corp. for further details on these materials or the products contained therein.
-



RENESAS SALES OFFICES

<http://www.renesas.com>

Refer to "<http://www.renesas.com/en/network>" for the latest and detailed information.

Renesas Technology America, Inc.

450 Holger Way, San Jose, CA 95134-1368, U.S.A
Tel: <1> (408) 382-7500, Fax: <1> (408) 382-7501

Renesas Technology Europe Limited

Dukes Meadow, Millboard Road, Bourne End, Buckinghamshire, SL8 5FH, U.K.
Tel: <44> (1628) 585-100, Fax: <44> (1628) 585-900

Renesas Technology (Shanghai) Co., Ltd.

Unit 205, AZIA Center, No.133 Yincheng Rd (n), Pudong District, Shanghai 200120, China
Tel: <86> (21) 5877-1818, Fax: <86> (21) 6887-7898

Renesas Technology Hong Kong Ltd.

7th Floor, North Tower, World Finance Centre, Harbour City, 1 Canton Road, Tsimshatsui, Kowloon, Hong Kong
Tel: <852> 2265-6688, Fax: <852> 2730-6071

Renesas Technology Taiwan Co., Ltd.

10th Floor, No.99, Fushing North Road, Taipei, Taiwan
Tel: <886> (2) 2715-2888, Fax: <886> (2) 2713-2999

Renesas Technology Singapore Pte. Ltd.

1 Harbour Front Avenue, #06-10, Keppel Bay Tower, Singapore 098632
Tel: <65> 6213-0200, Fax: <65> 6278-8001

Renesas Technology Korea Co., Ltd.

Kukje Center Bldg. 18th Fl., 191, 2-ka, Hangang-ro, Yongsan-ku, Seoul 140-702, Korea
Tel: <82> (2) 796-3115, Fax: <82> (2) 796-2145

Renesas Technology Malaysia Sdn. Bhd

Unit 906, Block B, Menara Amcorp, Amcorp Trade Centre, No.18, Jalan Persiaran Barat, 46050 Petaling Jaya, Selangor Darul Ehsan, Malaysia
Tel: <603> 7955-9390, Fax: <603> 7955-9510