



SC Optical Fiber Simplex VA Plugs

HSC (VA) Series



Cost Reduction Without Printing



Features

1. SC Optical Fiber Connectors

Used as SC optical fiber connectors by Nippon Telegraph and Telephone Corporation (NTT). Meet requirements of JIS C 5973 (F04 optical fiber connectors) and IEC 61574-4

2. Reduced cost

Permanent grooves on the plug's body replace the typical printed stripe, reducing the cost while retaining the ease of mating and identification with the corresponding adapter.

3. RoHS Compliance

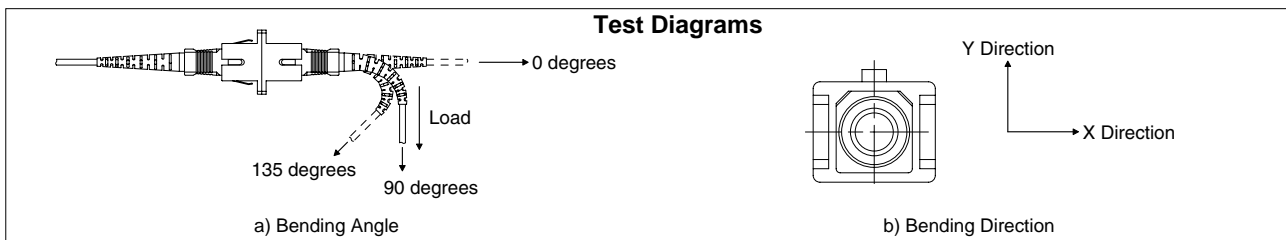
All components and materials comply with the requirements of EU Directive 2002/95/EC.

4. Improvement of Cable Bending Characteristics

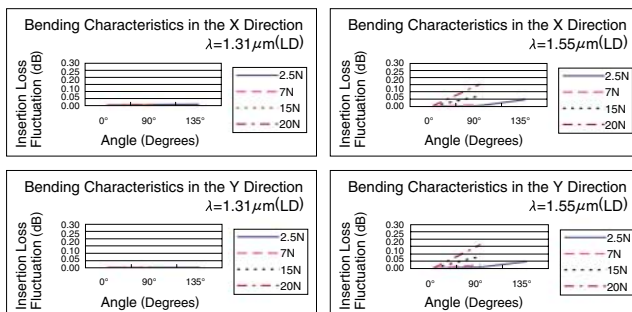
Cable bending characteristics meet requirements of Telcordia GR-326-CORE.

Test requirements:

1. Perform the bending test with an added load of between 2.5 N and 20 N, and measure the insertion loss fluctuation.
2. Bend as far as 135 degrees with a load of 2.5 N, and bend as far as 90 degrees with other loads.



Test Results (Typical Data)



Wavelength $\lambda = 1.31 \mu\text{m}$				Wavelength $\lambda = 1.55 \mu\text{m}$					
X Direction				X Direction					
Load	Angle	0°	90°	135°	Load	Angle	0°	90°	135°
2.5N	0.00	0.00	0.00	0.01	2.5N	0.00	0.00	0.00	0.04
7N	0.00	0.00	0.00	—	7N	0.00	0.00	0.01	—
15N	0.00	0.00	0.00	—	15N	0.00	0.00	0.07	—
20N	0.00	0.00	0.00	—	20N	0.00	0.00	0.15	—

Y Direction				Y Direction					
Load	Angle	0°	90°	135°	Load	Angle	0°	90°	135°
2.5N	0.00	0.00	0.00	0.00	2.5N	0.00	0.00	0.01	0.04
7N	0.00	0.00	0.00	—	7N	0.00	0.00	0.02	—
15N	0.00	0.00	0.00	—	15N	0.00	0.00	0.08	—
20N	0.00	0.00	0.00	—	20N	0.00	0.00	0.16	—

Applications

LAN, public communications lines, CATV, computerized transfer systems, measuring instruments and other applications where high reliability SC optical fiber connectors are required.

■ Product Specifications

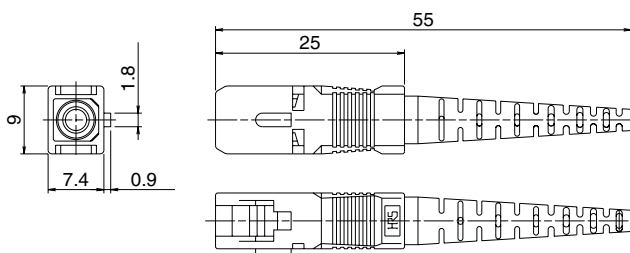

Ratings	Operating temperature range	-40°C to +75°C	Storage temperate range	-40°C to +75°C
---------	-----------------------------	----------------	-------------------------	----------------

	Item	Test method (IEC 61300)	Specifications
Optical characteristics	Insertion Loss	(SM) Wavelength 1310nm (LD)	0.5dB max. (PC, AdPC)
		(GI) Wavelength 1310nm (LED)	0.3dB max. (PC)
Optical characteristics	Return Loss	(SM) Wavelength 1310nm (LD)	22dB min. (PC)
		(GI) Wavelength 1310nm (LD)	40dB min. (AdPC)
Mechanical characteristics	Engagement and Separation force	Measured with corresponding connector.	Engagement force: 19.6N max. Separation force: 19.6N max.
	Cable retention (Straight pull)	98N tensile load for one minute	Insertion loss fluctuation after test: 0.2dB max. No visible damage, dislocation of clamp or cable.
	Durability (cycles, mating/un-mating)	1000 times	Insertion loss fluctuation after test: 0.2dB max. No visible damage cracks or part dislocation.
	Vibration	Frequency: 10 to 55Hz, single amplitude of 0.75mm, acceleration of 98.1m/s ² , 30 minutes in each of the 3 axis.	
	Shock	Acceleration of 981m/s ² , 6 ms duration, sin half-wave waveform, 5 cycles in each of the 3 axis.	
	Cable Bending Characteristics	Telcordia GR-326-CORE 4.4.2.5	Insertion loss fluctuation during test: 0.5dB max.
Environmental characteristics	Humidity (Temperature / humidity – cycles)	-10°C to +65°C, humidity: 90% to 96% 10 cycles	Insertion loss fluctuation after test: 0.3dB max. No visible damage cracks or part dislocation.
	Change of temperature	-40°C to +75°C, 21 cycles (Complies with Telcordia standard GR-326-CORE)	
	Dry heat	168 hours at +85°C	
	Cold	168 hours at -25°C	
	Salt mist	5% salt water solution for 48 hours	No corrosions

■ Materials

Components	Material	Finish	Remarks
Body	Synthetic resin	—————	UL94V-0
Plug frame	Synthetic resin	—————	UL94V-0
Spring	Stainless steel	—————	—————
Stop ring	Synthetic resin	—————	UL94V-0
Crimping ring	Brass	Nickel plated	—————
Hood	Synthetic resin	—————	UL94V-0
Cap	Synthetic resin	—————	UL94V-0

■ Plug Housing



Part number	CL No.	Fiber cable type	Boot color	Outer jacket attachment	RoHS
HSC-PH2-J1	CL704-0533-5	φ2mm	Blue	Adhesive	YES
HSC-PH2-J2	CL704-0545-4		Light purple		
HSC-PH2-J6	CL704-0547-0		White		
HSC-PH1.7-J1	CL704-0548-2	φ1.7mm	Blue		
HSC-PH1.7-J2	CL704-0549-5		Light purple		
HSC-PH1.7-J6	CL704-0551-7		White		

◆ Crimp Tool

Part number	CL No.	Applicable connector
HSC-T2	CL704-0028-2	HSC-PH2-**, HSC-PH1.7-**