

KP2310, KP2311

Pin Diode for FM/AM AGC
FM/AM AGC用ピンダイオード

Feature

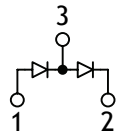

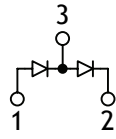

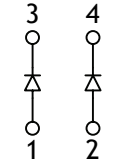

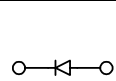

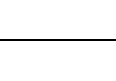

- | | |
|--|---|
| <ul style="list-style-type: none"> ■ Various Element Composition <ul style="list-style-type: none"> - Included Twin Element: KP2310R/S - Independent Twin Element: KP2310BR - Included Single Element: KP2311E/K ■ Excellent Intercept ■ Low Distortion ■ Reverse Voltage $V_R=4V$ ■ Forward Current $I_F=40mA$ ■ Operating Temp. Range $T_{OP}=-55$ to $+85^{\circ}C$ | <ul style="list-style-type: none"> ■ 多様な素子構成 <ul style="list-style-type: none"> - ツインタイプ素子1組内蔵: KP2310R/S - 独立2素子内蔵: KP2310BR - 1素子内蔵: KP2311E/K ■ 優れた2信号特性 ■ 少ない歪み ■ 逆方向電圧 $V_R=40V$ ■ 順方向電流 $I_F=40mA$ ■ 動作温度範囲 $T_{OP}=-40\sim+85^{\circ}C$ |
|--|---|

Electrical Characteristics

| Part Name | $V_{R,MAX}$ (V) | Series Resistance $R_S(\Omega)$ | | | | Diode Capacitance $C_j(pF)$ | | | | Forward Voltage $V_F(V)$ | |
|-----------|--------------------|---------------------------------|------|------|-------------------|-----------------------------|------|------|---------------|--------------------------|--------|
| | | Min. | Typ. | Max. | $I_F(mA)$ | Min. | Typ. | Max. | $V_R(V)$ | Max. | $I_F@$ |
| KP2310 | 40 | | 3.5 | 7.0 | 10 @100 MHz | | 0.6 | 1.0 | 20.0 @1MHz | 0.85 | 10mA |
| KP2311 | 40 | | 3.5 | 7.0 | 10 @100 MHz | | 0.6 | 1.0 | 20.0 @1MHz | 0.85 | 10mA |

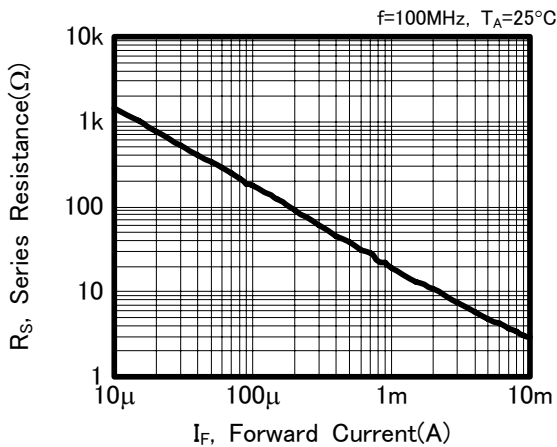
* Diode Capacitance measured with Agilent 4279A or equivalent instruments (at OSC level $20\pm 5mVrms$)
容量測定器は、Agilent 4279A又は相当品。OSCレベル $20\pm 5mVrms$ 。
* Resistance meter is Agilent 4291B or equivalent instruments.
直列抵抗測定器は、Agilent 4291B 又は相当品。

Ordering Guide, Pin Layout, Marking

| Part Name | Ordering Name | Pin Layout | Marking | Description | Order Size |
|-----------|---------------|---|---|---|------------------------|
| KP2310 | KP2310RTL-G |  |  | KP2310: Part Name R: SOT23C-3 Package TR: Tape&Reel, Left -G: PB-Free | 3,000 pcs. /Reel |
| KP2310 | KP2310STL-G |  |  | KP2310: Part Name S: SOT23-3 Package TR: Tape&Reel, Left -G: PB-Free | 3,000 pcs. /Reel |
| KP2310 | KP2310BRTL-G |  |  | KP2310: Part Name B: Independent Type R: SOT23C-4 Package TR: Tape&Reel, Left -G: PB-Free | 3,000 pcs. /Reel |
| KP2311 | KP2311ETR-G |  |  | KP2311: Part Name E: URD Package TR: Tape&Reel, Right -G: PB-Free | 3,000 pcs. /Reel |
| KP2311 | KP2311KTR-G |  |  | KP2311: Part Name K: UFD Package TR: Tape&Reel, Right -G: PB-Free | 4,000 pcs. /Reel |

Typical Characteristics

■ Series Resistance vs. Forward Current
順方向電流対直列抵抗



■ Forward Current vs. Forward Voltage
順方向電圧対順方向電流

