

Surface Mount Switching Diodes

 Lead(Pb)-Free

SWITCHING DIODE

100m AMPERES


80 VOLTS

● **Features:**

- * Fast Switching Speed
- * Surface Mount Package Ideally Suited for Automatic Insertion
- * High Conductance
- * For General Purpose Switching Applications

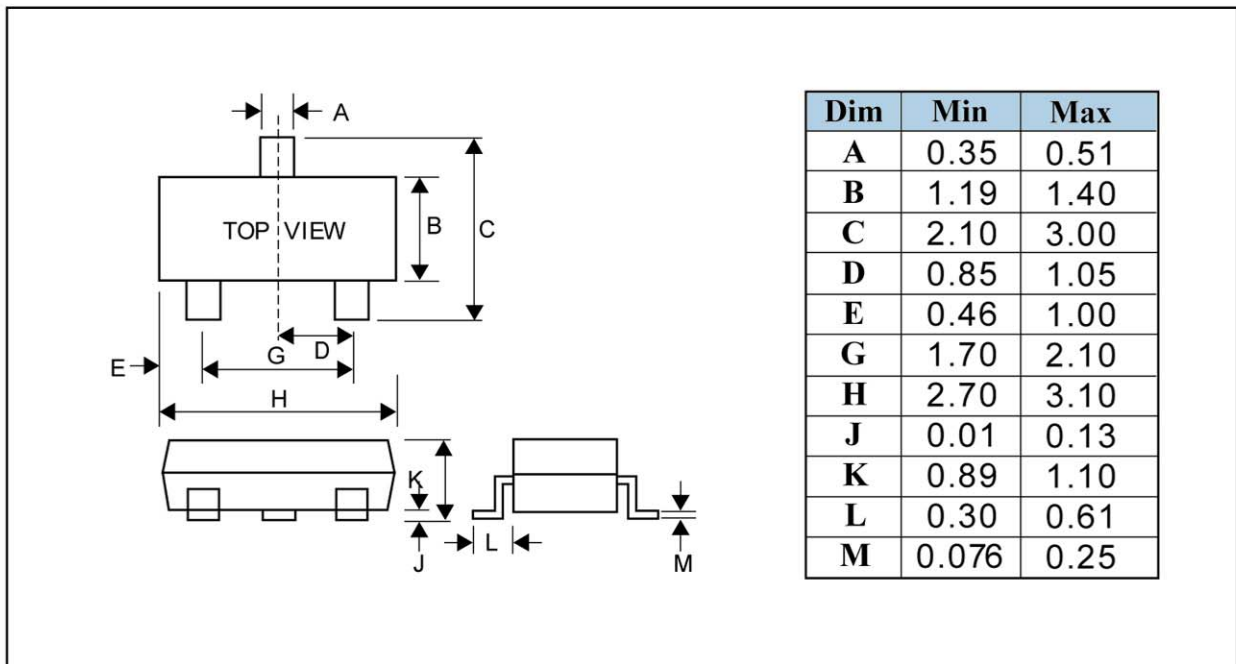
● **Mechanical Data:**

- * Case: SOT-23) Molded Plastic
- * Terminals: Solderable per MIL-STD-202) Method 208
- * Polarity: See diagram
- * Weight: 0.008 grams



SOT-23 Outline Dimensions

Unit:mm



SK MAKE CONSCIOUS PRODUCT

CONSCIOUS PRODUCTS BEGIN WITH CONSCIOUS PEOPLE



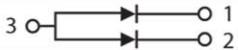





● **Maximum Ratings** ($T_J=125^{\circ}\text{C}$ Unless otherwise noted)

Characteristic	Symbol	Value	Unit
Reverse Voltage	V_R	80	V
Forward Current	I_F	100	mA
Power Dissipation	P_D	150	mW
Operating Junction Temperature Range	T_J	-55 to +150	$^{\circ}\text{C}$
Storage Temperature Range	T_{stg}	-55 to +150	$^{\circ}\text{C}$

● **Electrical Characteristics** ($T_J=125^{\circ}\text{C}$ Unless otherwise noted)

Characteristic	Symbol	Min	Max	Unit
Reverse Breakdown Voltage $I_R=100\mu\text{A}$	$V_{(BR)}$	80	-	V
Forward Voltage $I_F=100\text{mA}$	V_F	-	1.2	V
Reverse Leakage $V_R=80\text{V}$	I_R	-	0.5	μA
Total Capacitance $V_R=0\text{V}$ $f=1.0\text{MHz}$	C_D	-	4.0	pF
Reverse Recover Time	T_{rr}	-	4	nS

● **Device Marking**

Item	Marking	Equivalent Circuit diagram
1SS181	A3	
1SS184	B3	
1SS187	D3	
1SS190	E3	
1SS193	F3	
1SS196	G3	
1SS226	C3	