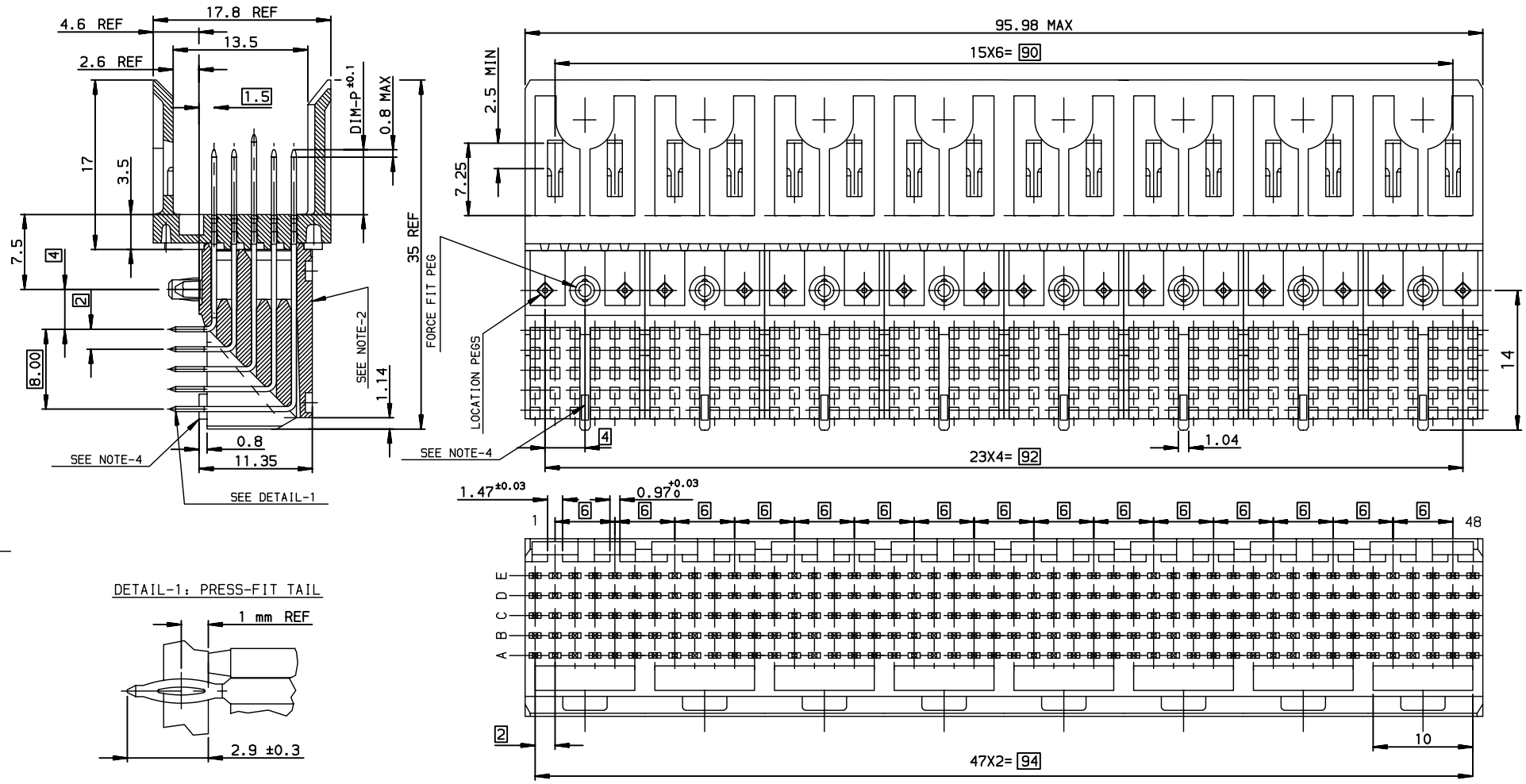

DETAIL-1: PRESS-FIT TAIL

SPECIFIC DATAS (455)

- SPECIFIC CONTACTS LOADING , SEE DRW C-8626-11200-2

NOTE-2: FLAT ROCK INSERTION TOOLING, ON ALL THIS SURFACE
NOTE-3: EYE OF THE NEEDLE PRESS FIT PIN TYPE
NOTE-4: REAR CENTRAL SUPPORT FOR BETTER ASSY ON PCB
NOTE-5: PACKAGING IN TRAY + COVER
IF SUFFIX "P" IS ADDED IN P/N PACKAGING IS IN TRAYS
BUT CONNECTOR MARKING IS WITHOUT "P"
EXAMPLE: HM1XXXXXXXXXXH6P, MARKED HM1XXXXXXXXXXH6

- OTHER INFORMATIONS , SEE DRW C-8626-11200-2

European Views

rev	ecn no	dr	date
A	-	CHA	2003/02/12
B	LS07-0184	MLE	2007/07/24
-	-	-	-
-	-	-	-
-	-	-	-
-	-	-	-
-	-	-	-

www.fciconnect.com

surface	tolerance std
ISO 1302	ISO 406 ISO 1101

TOLERANCES UNLESS OTHERWISE SPECIFIED

Dr	CHAMPION	26/07/17	ANGULAR	LINEAR	0.X	±0.1
Eng	LENOIR	2003/02/12			0.XX	±0.1
Chr	LEGARE	2003/02/12	0.XX°	±2°	0.XXX	±0.1
Appr	LEGARE	2003/02/12	Product family		METRAL	

projection | mm | size A3 | Scale 4 | ECN LS07-0184 | Spec ref -

title: METRAL RA HEADER 5 ROW - 240 CTS
PF - SPECIFIC FOR HP-COMPAQ

dwg no: C-8626-11200 | Rev. B

catalog no -

CUSTOMER | sheet 1 of 2

REV F - 2006-04-17

Copyright FCI.

CONTACT LOADING PATTERN

TABLE-2

	1	2	3	4	5	6	7	8	9	10	11	12	13	14	15	16	17	18	19	20	21	22	23	24	25	26	27	28	29	30	31	32	33	34	35	36	37	38	39	40	41	42	43	44	45	46	47	48
E	03	03	03	03	03	03	03	03	03	03	03	03	03	03	03	03	03	03	03	03	03	03	03	03	03	03	03	03	03	03	03	03	03	03	03	03	03	03	03	03	03	03	03	03	03	03	03	03
D	01	03	03	03	03	03	03	03	03	03	01	03	03	03	03	03	03	03	03	03	03	03	03	03	03	03	03	03	03	03	03	03	03	03	03	03	03	03	03	03	03	03	03	03	03	03	03	01
C	19	19	19	19	19	19	19	19	19	19	19	19	19	19	19	19	19	19	19	19	19	19	19	19	19	19	19	19	19	19	19	19	19	19	19	19	19	19	19	19	19	19	19	19	19	19	19	19
B	03	03	03	03	03	03	03	03	03	03	03	03	03	03	03	03	03	03	03	03	03	03	03	03	03	03	03	03	03	03	03	03	03	03	03	03	03	03	03	03	03	03	03	03	03	03	03	03
A	03	03	03	03	03	03	03	03	03	03	03	03	03	03	03	03	03	03	03	03	03	03	03	03	03	03	03	03	03	03	03	03	03	03	03	03	03	03	03	03	03	03	03	03	03	03	03	03

TABLE-1

CONTACT CODE			QTE
	DIM-P		
01	5.00		03
02	5.75		/
03	6.50		189
04	7.25		/
19	8.00		48
	NO CONTACT		

LAYOUT FOR P.C.B
(PER 12mm LENGTH)

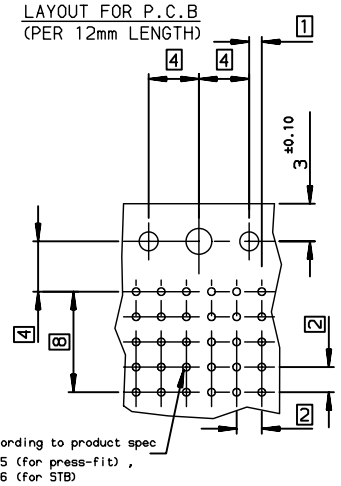

DETAIL OF FORCE-FIT PEGS

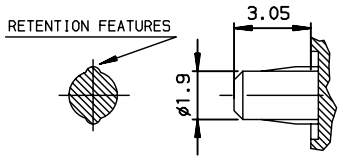

GENERAL CHARACTERISTICS AND ROHS INFORMATIONS:

SEE PRODUCT SPECIFICATION GS-12-445

- OTHER INFORMATIONS , SEE DRW C-8626-11200-1

European Views

TIN LEAD VERSION

Part Number: HM1L54ZDP455H6P

LEAD FREE VERSION

Part Number:HM1L54ZDP455H6PLF

rev	ecn no	dr	date
A	-	CHA	2003/02/12
B	LS07-0184	MLE	2007/07/24
-	-	-	-
-	-	-	-
-	-	-	-
-	-	-	-
-	-	-	-

www.fciconnect.com			surface ISO 1302		tolerance std ISO 406 ISO 1101	projection	mm
			TOLERANCES UNLESS OTHERWISE SPECIFIED				
Dr	CHAMPION	2003/02/12	ANGULAR	LINEAR	0.X ±0.1	size A3	Scale 4
Eng	LENOIR	2003/02/12			0.XX ±0.1		
Chr	LEGARE	2003/02/12	0.XX° ±2°		0.XXX ±0.1	ECN	LS07-0184
Appr	LEGARE	2003/02/12	Product family		METRAL	Spec ref	-
title	METRAL RA HEADER 5 ROW - 240 CTS PF - SPECIFIC FOR HP-COMPAQ			dwg no	C-8626-11200		Rev. B
	catalog no		-		CUSTOMER	sheet 2 of 2	

REV F - 2006-04-17

Copyright FCI.