



YENYO

HFR6A06F

Glass Passivated Hyperfast Recovery Rectifier

Features

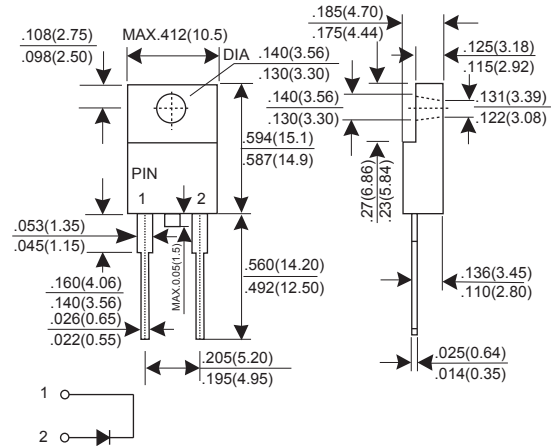
- ★ Fast switching for high efficiency
- ★ Low noise
- ★ Low reverse leakage current
- ★ High voltage super FRD
- ★ PFC application

Mechanical Data

- ★ Case: Molded plastic ITO-220AC
- ★ Epoxy: UL 94V-0 rate flame retardant
- ★ Terminals: Solderable per MIL-STD-202 method 208
- ★ Mounting position: Any
- ★ Weight: 1.73 grams

**Voltage Range 600 V
Current 6.0 Ampere**

ITO-220AC



Dimensions in inches and (millimeters)

MAXIMUM RATINGS AND ELECTRICAL CHARACTERISTICS

Rating at 25°C ambient temperature unless otherwise specified.

Single phase, half wave, 60Hz, resistive or inductive load.

For capacitive load, derate current by 20%.

CHARACTERISTIC	SYMBOL	HFR6A06F			UNIT
		Min.	Typ.	Max.	
Recurrent Peak Reverse Voltage	VRRM	-	-	600	V
RMS Voltage	VRMS	-	-	420	V
DC Blocking Voltage	VDC	-	-	600	V
Average Forward Rectified Current Tc=100°C	IF(AV)	-	-	6.0	A
Peak Forward Surge Current, 8.3ms single Half sine-wave superimposed on rated load (JEDEC method)	IFSM	-	-	80	A
Instantaneous Forward Voltage @ 6.0 A	VF	-	-	2.9	V
DC Reverse Current @Tj=25°C	IR	-	-	10.0	uA
At Rated DC Blocking Voltage @Tj=150°C		-	-	500	uA
Maximum Reverse Recovery Time (Note 1)	Trr	-	-	20	nS
Typical junction Capacitance (Note 2)	CJ	-	45	-	pF
Typical Thermal Resistance (Note 3)	RθJC	-	2.2	-	°CW
Operating Junction and Storage Temperature Range	TJ, TSTG	-65	-	175	°C

NOTES : (1) Reverse recovery test conditions IF = 0.5A, IR = 1.0A, Irr = 0.25A.
(2) Measured at 1.0 MHz and applied reverse voltage of 4.0 Volts DC.
(3) Thermal Resistance junction to case.

RATINGS AND CHARACTERISTIC CURVES HFR6A06F

FIG.1 - FORWARD CURRENT DERATING CURVE

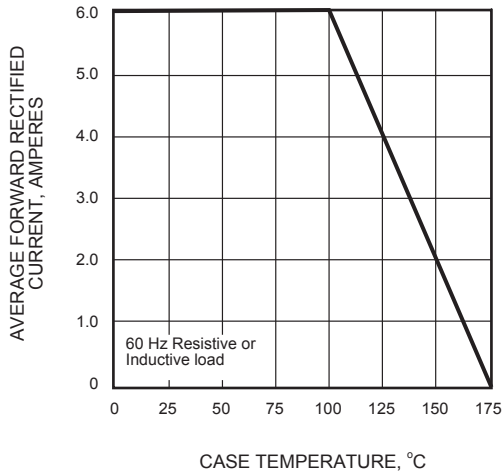


FIG.2 - MAXIMUM NON-REPETITIVE PEAK FORWARD SURGE CURRENT

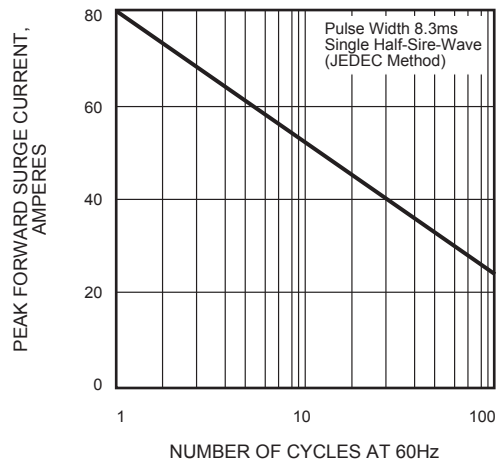


FIG.3 - TYPICAL INSTANTANEOUS FORWARD CHARACTERISTICS

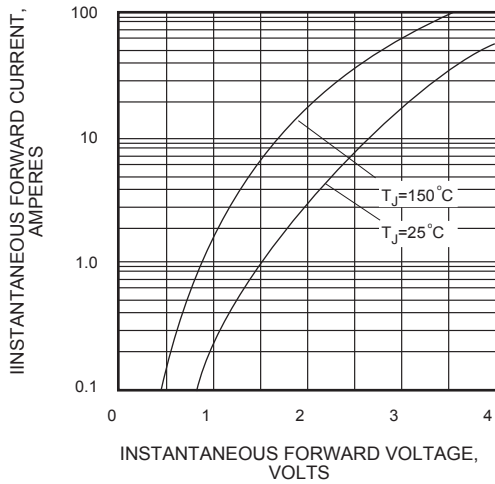


FIG.4 - TYPICAL REVERSE CHARACTERISTICS

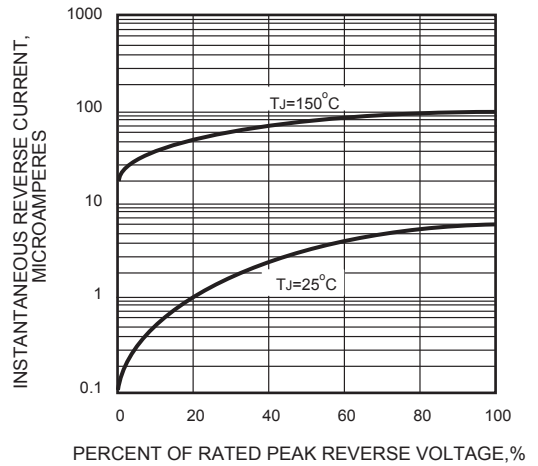


FIG.5 - TYPICAL JUNCTION CAPACITANCE

