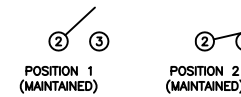


**SCHEMATIC**



**SPECIFICATIONS**

**FUNCTION:**  
1P1T OFF-ON

**RATINGS:**  
ANSI/UL 1054 and CAN/CSA C22.2 No. 55 (E194579):  
16A 125VAC [cURus]

EN 61058-1:2002/VDE 0630-1: (40017068):  
10(6)A 250V~ 1E4 T85 [ENEC10, VDE]  
6(4)A 250V~ 5E4 T85 [ENEC10, VDE]

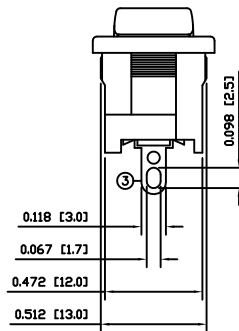
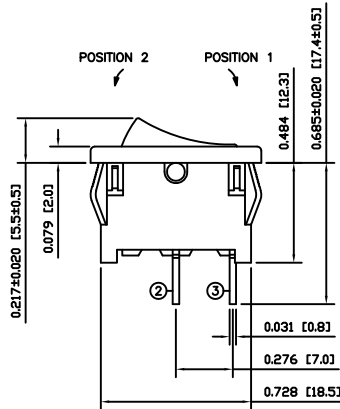
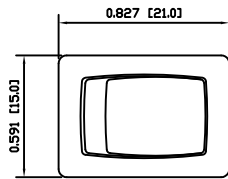
**CONTACT RESISTANCE:**  
Initial: 30mΩ Max. at 50VAC

**INSULATION RESISTANCE:**  
500MΩ Min. at 500VDC

**DIELECTRIC STRENGTH:**  
1,000VAC For 1 Minute

**ELECTRICAL LIFE:**  
6,000 Cycles [cURus]  
10,000 Cycles [ENEC10, VDE: 10(6)A 250V~]  
50,000 Cycles [ENEC10, VDE: 6(4)A 250V~]

**TEMPERATURE:**  
Operating: -20°C to 55°C [cURus]  
Operating: -20°C to 85°C [ENEC10, VDE]



**COLORS AND MARKINGS**

**BODY:**  
Black

**ACTUATOR:**  
Black

**MARKING:**  
None

**MARKING COLOR:**  
None

**MATERIALS**

**BODY:**  
Polyamide 6/6 (PA66), UL94 V-2

**ACTUATOR:**  
Polyamide 6/6 (PA66), UL94 V-2

**SPRING:**  
Steel

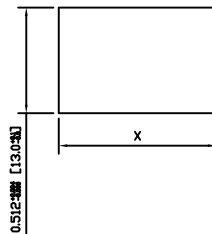
**PLUNGER:**  
Polyamide 6/6 (PA66), UL94 V-2

**MOBILE CONTACT:**  
Silver Plated Copper

**CONTACTS:**  
Silver Alloy Over Copper

**TERMINALS:**  
Silver Plated Brass

**SUGGESTED PANEL CUTOUT**



PANEL THICKNESS	X
0.020~0.049 [0.50~1.25]	0.764 [19.4]
0.049~0.079 [1.25~2.00]	0.775 [19.7]
0.079~0.118 [2.00~3.00]	0.787 [20.0]

ACTUATOR	A	09/07/28	CAB
BODY	A	09/07/28	CAB
COLORS	A	09/07/28	CAB
MATERIALS	A	09/07/28	CAB
SPECIFICATIONS	B	10/02/10	CAB
REFERENCE	REV.	DATE	BY

THE INFORMATION CONTAINED IN THIS DOCUMENT IS PROPRIETARY TO E-SWITCH-LAMB INDUSTRIES AND IS NOT TO BE COPIED OR TRANSFERRED

B	CORRECTED EUROPEAN RATING	18864	10/02/10	CAB
A	INITIAL RELEASE	PCRD0147	09/10/08	CAB
REV.	DESCRIPTION	PCR	DATE	DRAWN BY

DIMENSIONS	
INCHES [MILLIMETERS]	
GENERAL TOLERANCES	
±0.008 [±0.2] / ±1'	
SCALE	PROJECTION
DRAWING NOT TO SCALE	1st Angle

<p><b>TITLE</b></p> <p>RA121E1100</p>			
ITEM NUMBER	DATE	REVISION	
03-RA121E1100	FEBRUARY 10, 2010	B	