



# SC50xx Series SMD High Current Inductor

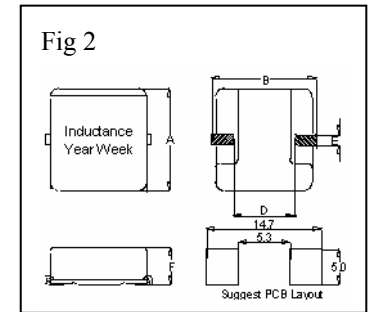
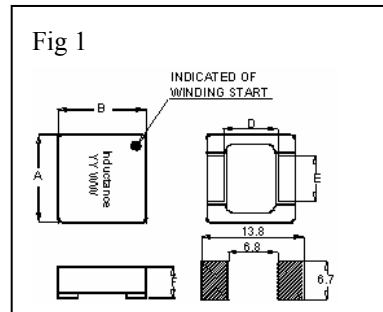


## Features:

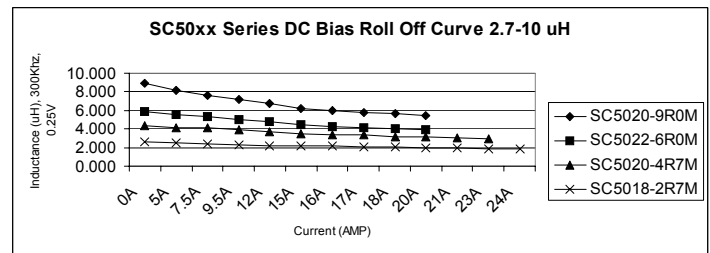
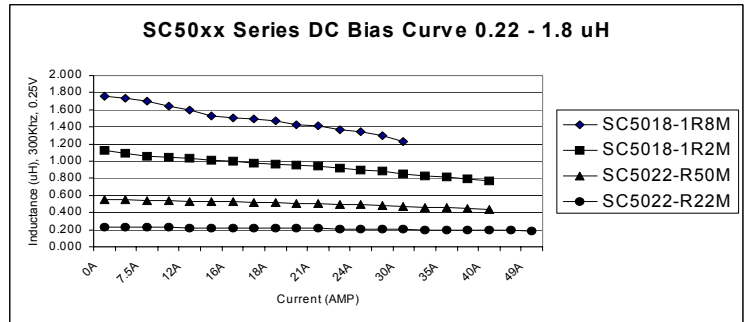
- 0.50" package SMD inductor up to 80 Amp (Imax)
- Ideally for DC to DC converter. VRM & high density board design
- Low leakage flux, shielded inductor design
- Low profile
- Operating temperature: -40<sup>0</sup> to 150<sup>0</sup> C
- Suitable for IR reflow and wave solder process
- Figure #2 construction is recommended for New Designs



Dimension (in mm, +0.4mm)							
PART NUMBER	A	B	D	E	F	Fig	T&R Qty
SC5015	12.6	12.6	7.9	5.8	3.9	1	800
SC5018	12.6	12.6	7.9	5.8	4.6	1	800
SC5020	12.6	12.6	7.9	5.8	5.1	1	800
SC5020	12.6	13.6	7.5	2.4	5.1	2	500
SC5022	12.6	13.1	7.9	5.8	5.6	1	500
SC5021	12.8	14.0	7.5	2.4	5.3	2	500
SC5026	12.6	13.6	7.5	2.4	6.6	2	500



Part Number	L $\mu$ H $\pm 20\%$	DCR m $\Omega$ $\pm 7\%$	Irate Amps	L @ Irate	Idc max. Amps	L @ Imax	Fig
SC5020-R22MU	0.22	0.50	34.0	0.20	80.0	0.16	2
SC5021-R50MU	0.50	0.82	40.0	0.43	60.0	0.31	2
SC5015-R67MU	0.67	1.28	23.0	0.54	35.0	0.50	1
SC5021-R80MU	0.80	1.42	25.0	0.73	38.0	0.66	2
SC5020-1R0MU	1.00	1.74	21.0	0.85	34.0	0.74	2
SC5026-1R0MU	1.00	1.06	25.0	0.80	38.0	0.70	2
SC5015-1R2MU	1.20	2.58	18.5	1.01	23.5	0.93	1
SC5018-1R2MU	1.20	1.64	21.0	1.00	35.0	0.81	1
SC5020-1R2MU	1.2	1.70	20.0	0.90	32.0	0.80	2
SC5018-1R8MU	1.80	3.24	16.0	1.50	26.0	1.30	1
SC5020-1R8MU	1.80	2.90	17.0	1.44	28.0	1.25	2
SC5020-2R2MU	2.20	4.00	18.5	1.76	25.0	1.58	2
SC5018-2R7MU	2.70	4.10	15.0	2.14	24.0	1.81	1
SC5020-3R3MU	3.30	5.13	14.0	2.55	19.0	2.27	2
SC5020-4R5MU	4.50	6.50	12.0	3.85	18.0	3.36	2
SC5020-4R7MU	4.70	6.70	12.0	3.64	17.0	3.30	1
SC5022-6R0MU	6.00	10.00	9.50	5.00	16.0	4.20	1
SC5020-9R0MU	9.00	13.90	7.50	7.65	13.0	6.50	1
SC5022-100MU	10.00	13.90	7.50	8.00	12.0	7.00	1



## Notes:

1. Test condition: 300 KHz & 600 KHz, 0.25V, 25<sup>0</sup>C
2. Irate DC current rating at 40<sup>0</sup>C temperature raise (typical)
3. Imax: DC Current rating at 100<sup>0</sup>C temperature raise (typical)
4. DC Bias is measured at 300 KHz, 0.25V, 25<sup>0</sup>C