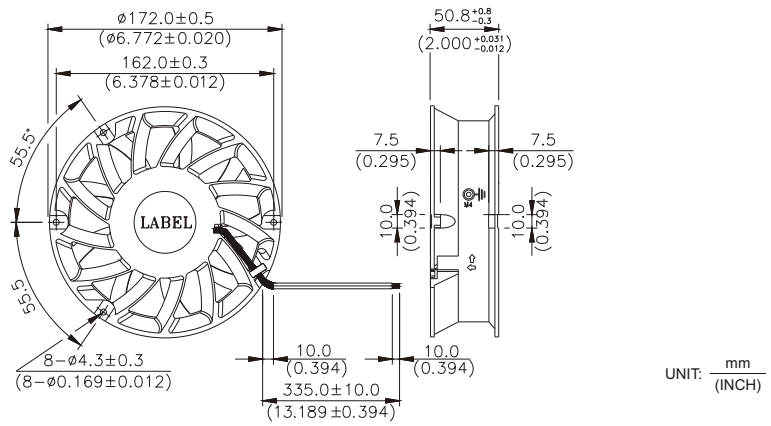


New



FFB Ø172 x 50.8 MM SERIES

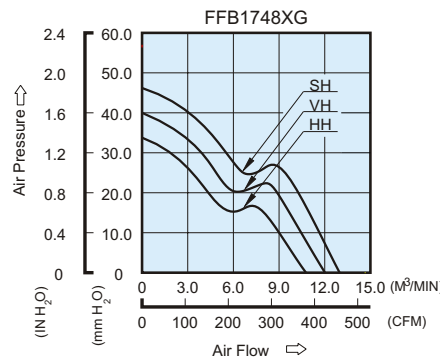
DIMENSIONS DRAWING



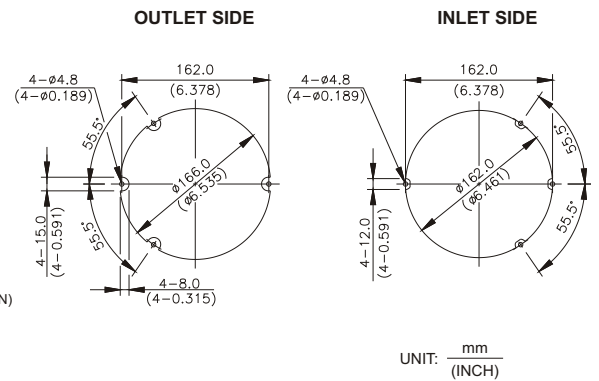
UNIT: mm (INCH)

- * Bearing Type
Ball Bearings
- * Material
Impeller : Plastic (UL 94V-0)
Frame : Die-Cast Aluminum
- * Lead Wires :
UL 1430 AWG #22 OR Equivalent
Red Wire Positive (+)
Black Wire Negative (-)
- * Weight : 920g (32.45 oz)

P & Q CURVE (AT RATED VOLTAGE)



MOUNTING PANEL CUTOUT



UNIT: mm (INCH)

MODEL		Rated Voltage	Operating Voltage Range	Rated Current	Rated Input Power	Speed	Maximum Air Flow		Maximum Air Pressure		Noise
PART NO.	FUNCTION	VDC	VDC	Amp	Watt	R.P.M.	m ³ /min	CFM	mmH ₂ O	IN H ₂ O	dB-A
FFB1748HHG	-R00 / -F00	48	26.0 to 54.0	1.40	67.20	4200	11.035	389.69	33.00	1.299	69.5
FFB1748VHG	-R00 / -F00	48	26.0 to 54.0	1.90	91.20	4600	12.255	432.77	40.09	1.578	72.0
FFB1748SHG	-R00 / -F00	48	26.0 to 54.0	2.50	120.00	5000	12.770	450.98	46.66	1.837	74.0

* Function type is optional.
 * The max. air flow and the speed are measured in free air ; max. air pressure is measured at zero air flow.
 * Noise is measured in anechoic chamber in free air, one meter from intake side.
 * All readings are typical values at rated voltage.
 * Specifications are subject to change without notice.