

Surface Mount Schottky Bridge Rectifiers

REVERSE VOLTAGE: 20 - 100 V

MDB22S-MDB210S

FEATURES

High Temperature Soldering Guaranteed:260 C/10 Second

Saves Space On Printed Circuit Board

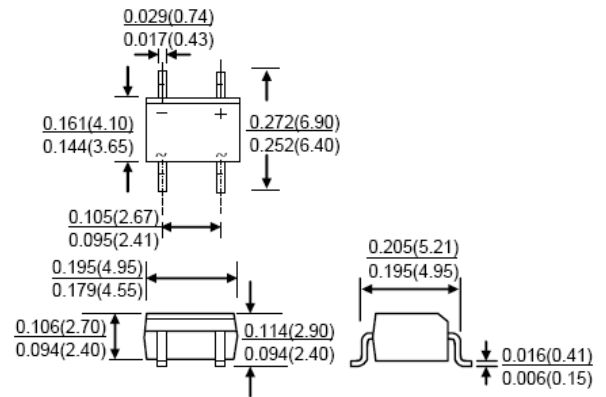
MECHANICAL DATA

Case: MBS

Epoxy: UL94V-O rate flame retardant

Lead: Lead Formed for Surface Mount

MBS (TO-269AA)



Dimensions in inches and (millimeters)

Maximum Ratings (Tc=25°C unless otherwise noted)

Parameter	Symbol	MDB22	MDB24	MDB26	MDB28	MDB210	Unit
Maximum repetitive peak reverse voltage	VRRM	20	40	60	80	100	V
Working peak reverse voltage	VRWM	14	28	42	56	70	V
Maximum DC blocking voltage	VDC	20	40	60	80	100	V
Maximum average forward rectified current Total device	IF(AV)	2					A
Peak forward surge current 8.3ms single half sine-wave superimposed on rated load (JEDEC Method)	IFSM	50					A
Operating junction temperature range	TJ	-55 to +150					°C
Storage temperature range	TSTG	-55 to +150					°C

Electrical characteristics (Tc=25°C unless otherwise noted)

Parameter	Symbol	Value					Unit
Maximum instantaneous at IF=1A, Tj=25°C	VF	0.45	0.50	0.70	0.85	0.85	V
Maximum reverse current Tj=25°C	IR	500					u'A
at working peak reverse voltage Tj=125°C		20					m'A

Thermal characteristics (Tc=25°C unless otherwise noted)

Parameter	Symbol	Unit
Typical thermal resistance	RθJA	85
	Rthjl	28

NOTE :

1.Pulse test: Pulse width 300us, duty cycle 1%

Ratings and Characteristic Curves

FIG. 1 FORWARD DERATING CURVE

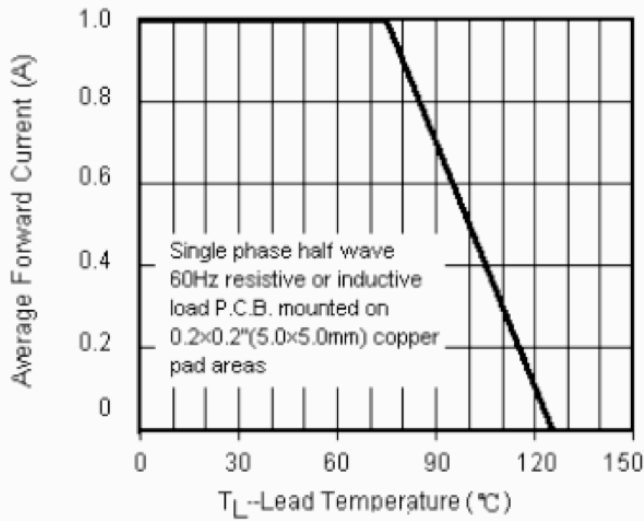


FIG. 2 PEAK FORWARD SURGE CURRENT

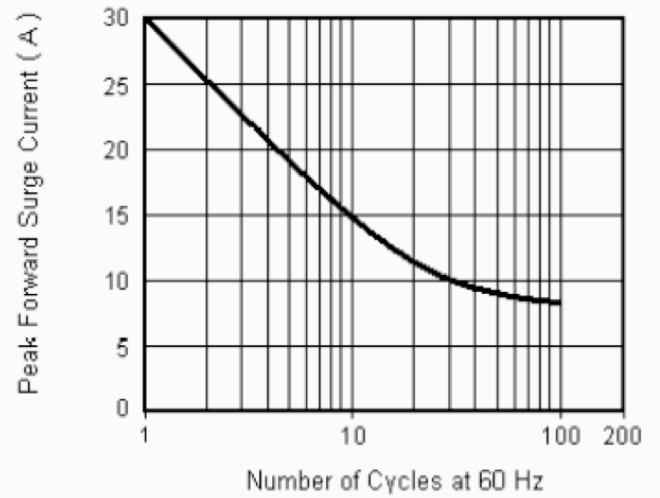


FIG. 3 TYPICAL FORWARD CHARACTERISTICS

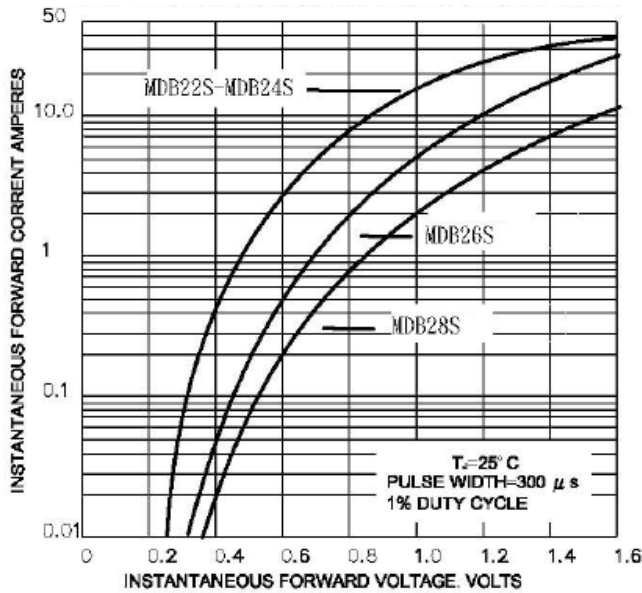


FIG. 4 TYPICAL JUNCTION CAPACITANCE

