



Silicon Fast Recovery Diode

FR20A02 thru FR20JR02

$V_{RRM} = 50\text{ V} - 600\text{ V}$
 $I_F = 20\text{ A}$

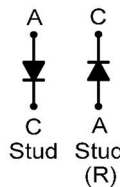
Features

- High Surge Capability
- Types up to 600 V V_{RRM}

DO-5 Package

Note:

1. Standard polarity: Stud is cathode.
2. Reverse polarity (R): Stud is anode.
3. Stud is base.



Maximum ratings, at $T_j = 25\text{ °C}$, unless otherwise specified ("R" devices have leads reversed)

Parameter	Symbol	Conditions	FR20A(R)02	FR20B(R)02	FR20D(R)02	FR20G(R)02	FR20J(R)02	Unit
Repetitive peak reverse voltage	V_{RRM}		50	100	200	400	600	V
RMS reverse voltage	V_{RMS}		35	70	140	280	420	V
DC blocking voltage	V_{DC}		50	100	200	400	600	V
Continuous forward current	I_F	$T_C \leq 100\text{ °C}$	20	20	20	20	20	A
Surge non-repetitive forward current, Half Sine Wave	$I_{F,SM}$	$T_C = 25\text{ °C}$, $t_p = 8.3\text{ ms}$	250	250	250	250	250	A
Operating temperature	T_j		-40 to 125	-40 to 125	-40 to 125	-40 to 125	-40 to 125	°C
Storage temperature	T_{stg}		-40 to 150	-40 to 150	-40 to 150	-40 to 150	-40 to 150	°C

Electrical characteristics, at $T_j = 25\text{ °C}$, unless otherwise specified

Parameter	Symbol	Conditions	FR20A(R)02	FR20B(R)02	FR20D(R)02	FR20G(R)02	FR20J(R)02	Unit
Diode forward voltage	V_F	$I_F = 20\text{ A}$, $T_j = 25\text{ °C}$	1.4	1.4	1.4	1.4	1.4	V
Reverse current	I_R	$V_R = 50\text{ V}$, $T_j = 25\text{ °C}$	25	25	25	25	25	μA
		$V_R = 50\text{ V}$, $T_j = 150\text{ °C}$	10	10	10	10	10	mA
Recovery Time								
Maximum reverse recovery time	T_{RR}	$I_F = 0.5\text{ A}$, $I_R = 1.0\text{ A}$, $I_{RR} = 0.25\text{ A}$	200	200	200	200	250	nS
Thermal characteristics								
Thermal resistance, junction - case	R_{thJC}		0.6	0.6	0.6	0.6	0.6	°C/W





Figure .1-Typical Forward Characteristics

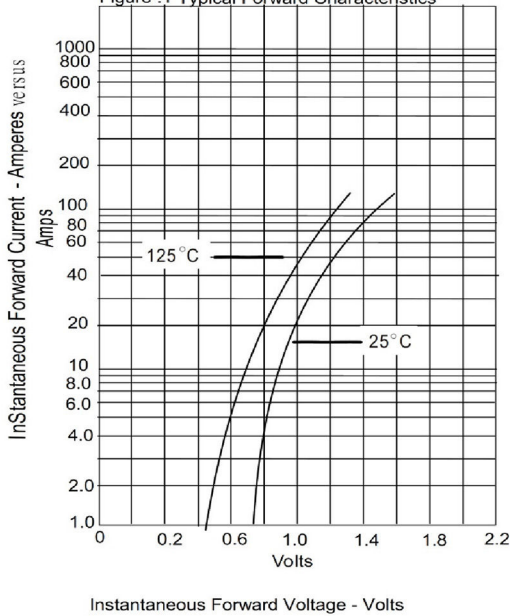


Figure .2- Forward Derating Curve

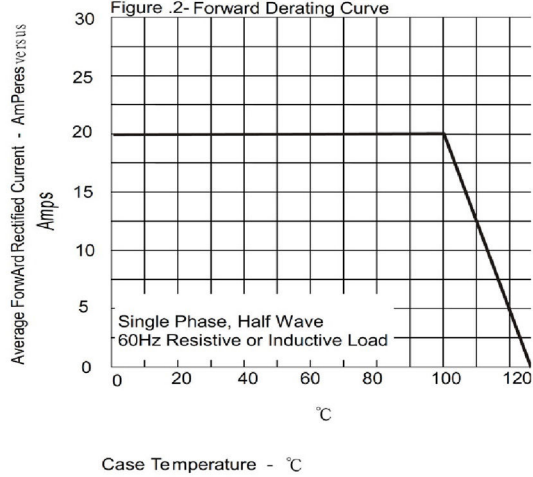


Figure .4 Typical Reverse Characteristics

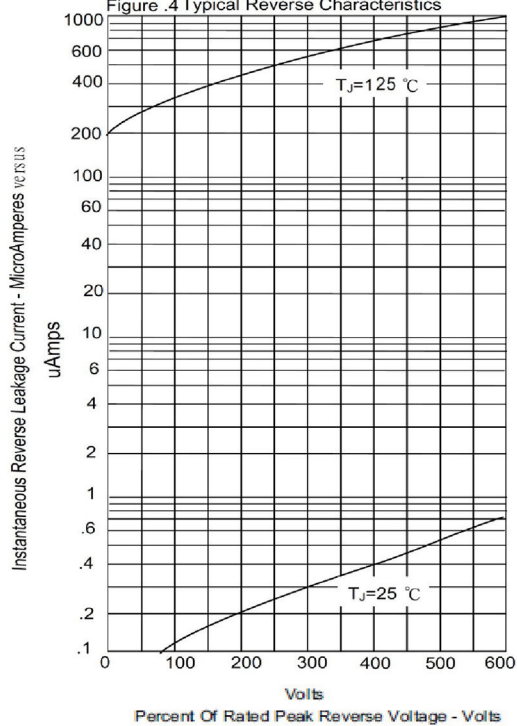


Figure .3-Peak Forward Surge Current

