



PRELIMINARY

SOLID STATE DEVICES, INC

14849 Firestone Boulevard · La Mirada, CA 90638
Phone: (714) 670-SSDI (7734) · Fax: (714) 522-7424

**SDR2GSM&SMS
thru
SDR2MSM&SMS**

Designer's Data Sheet

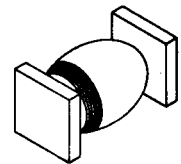

FEATURES:

- Ultra Fast Recovery: 50-70 nsec Max. @ 25°C
80-120 nsec Max. @ 100°C
- PIV to 1000 Volts
- Hermetically Sealed
- Low Reverse Leakage Current
- Single Chip Construction
- For High Efficiency Applications
- Available in both round and square tab versions
- Available in axial lead versions
- TX, TXV and Space Level Screening

**1 AMP
400-1000
50-70nsec
ULTRA FAST
RECTIFIER**

SM(ROUND)

SMS(SQUARE)



MAXIMUM RATINGS

RATING	SYMBOL	VALUE	UNIT
Peak Repetitive Reverse and DC Blocking Voltage	VRRM	400	Volts
	VRWM	600	
	VR	800	
		1000	
Average Rectified Forward Current (Resistive Load, 60Hz, Sine Wave, TA=25°C)	Io	1	Amps
Peak Surge Current (8.3 ms Pulse, Half Sine Wave Superimposed on Io, allow junction to reach equilibrium between pulses, TA=25°C)	IFSM	25	Amps
Operating and storage temperature	Top & Tstg	-65 to +175	°C
Maximum Thermal Resistance Junction to End Tab	RθJE	28	°C/W

NOTE: All specifications are subject to change without notification.
SCD's for these devices should be reviewed by SSDI prior to release.

DATA SHEET #: RU0007 A

RMD

SDR2GSM&SMS thru SDR2MSM&SMS

PRELIMINARY



SOLID STATE DEVICES, INC

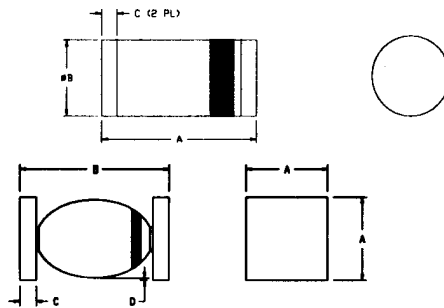
14849 Firestone Boulevard · La Mirada, CA 90638
Phone: (714) 670-SSDI (7734) · Fax: (714) 522-7424

ELECTRICAL CHARACTERISTICS

CHARACTERISTICS		SYMBOL	MAXIMUM	UNIT
Instantaneous Forward Voltage Drop ($I_F = 1\text{Adc}$, $T_A = 25^\circ\text{C}$, 300 μs Pulse)	SDR2GSM-MSM	VF	2.8	Vdc
	SDR2GSMS-JSMS		1.9	
	SDR2KSMS-MSMS		2.1	
Instantaneous Forward Voltage Drop ($I_F = 1\text{Adc}$, $T_A = -55^\circ\text{C}$, 300 μs Pulse)	SDR2GSM-MSM	VF	2.95	Vdc
	SDR2GSMS-JSMS		2.05	
	SDR2KSMS-MSMS		2.25	
Reverse Leakage Current (Rated V_R , $T_A = 25^\circ\text{C}$, 300 μs pulse minimum)		IR	5	μA
Reverse Leakage Current (Rated V_R , $T_A = 100^\circ\text{C}$, 300 μs pulse minimum)		IR	0.5	mA
Junction Capacitance ($V_R = 10\text{Vdc}$, $T_A = 25^\circ\text{C}$, $f = 1\text{MHz}$)		CJ	20	pf
Reverse Recovery Time ($I_F = 500\text{ma}$, $I_R = 1\text{A}$, $I_{RR} = 250\text{mA}$, $T_A = 25^\circ\text{C}$)	SDR2G-JSM&SMS	trr	50	nsec
	SDR2KSM&SMS		60	
	SDR2MSM&SMS		70	

DIMENSIONS(SM)

DIM	MIN.	MAX.
A	.190"	.210"
B	.095"	.105"
C	.010"	.030"



DIMENSIONS (SMS)

DIM	MIN.	MAX.
A	.127"	.140"
B	.200"	.280"
C	.022"	.028"
D	.002"	---

Dimensions are prior to solder dipping

TYPICAL OPERATING CURVES

$T_A = 25^\circ\text{C}$ Unless otherwise specified

