

MSS60,000 Series

Extra High Barrier Silicon Schottky Diodes



Description

The Aeroflex / Metelics MSS60,000 Series of Schottky diodes are fabricated on N-Type epitaxial substrates using proprietary processes that yield the highest FCOs in the industry. Optimum mixer performance is obtained with LO power of +6 dBm to +12 dBm per diode.

Features

- V_F , R_D and C_J matching options
- Chip, beam lead or packaged devices
- Hi-Rel screening per MIL-PRF-19500 and MIL-PRF-38534 available

Absolute Maximum Ratings

Parameters	Rating
Reverse Voltage	Rated V_{BR}
Forward Current	50 mA
Operation Temperature	-65 °C to +150 °C
Storage Temperature	-65 °C to +150 °C
Power Dissipation	100 mW per junction at $T_A = 25$ °C, derate linearly to zero at $T_A = +150$ °C
Soldering Temperature (Packaged)	+ 260 °C for 5 sec.
Beam Lead Pull Strength	4 grams minimum

Beam Lead

Electrical Specifications, $T_A = 25$ °C

Model	Configuration	V_F TYP V	V_{BR} MIN V	C_J TYP / MAX pF	R_S TYP Ω	R_D MAX Ω	Outline
MSS60,144-B10B	Single Junction	625	3.5	0.08 / 0.10	20	25	B10B
MSS60,148-B10B	Single Junction	625	3.5	0.12 / 0.15	13	18	B10B
MSS60,153-B10B	Single Junction	625	3.5	0.20 / 0.25	7	12	B10B
MSS60,244-B20	Series Tee	625	3.5	0.08 / 0.10	20	25	B20
MSS60,248-B20	Series Tee	625	3.5	0.12 / 0.15	13	18	B20
MSS60,253-B20	Series Tee	625	3.5	0.20 / 0.25	7	12	B20
Test Conditions		$I_F = 1$ mA	$I_R =$ 10 μ A	$V_R = 0$ V F = 1 MHz	$I_F = 5$ mA		



Beam Lead

Electrical Specifications, $T_A = 25\text{ }^\circ\text{C}$

Model	Configuration	V_F	V_{BR}	C_J	R_S	R_D	Outline
		TYP V	MIN V	TYP / MAX pF	TYP Ω	MAX Ω	
MSS60,444-B41	Ring Quad	650	3.5	0.08 / 0.10	20	25	B41
MSS60,448-B41	Ring Quad	650	3.5	0.12 / 0.15	13	18	B41
MSS60,453-B41	Ring Quad	650	3.5	0.25 / 0.30	7	12	B41
MSS60,841-B80	Ring Quad	1200	6.0	0.06 / 0.08	23	28	B80
MSS60,846-B80	Ring Quad	1200	6.0	0.10 / 0.12	17	23	B80
MSS60,848-B80	Ring Quad	1200	6.0	0.12 / 0.15	13	18	B80
Test Conditions		$I_F =$ 1 mA	$I_R =$ 10 μA	$V_R = 0\text{ V}$ $F = 1\text{ MHz}$	$I_F = 5\text{ mA}$		

Packaged

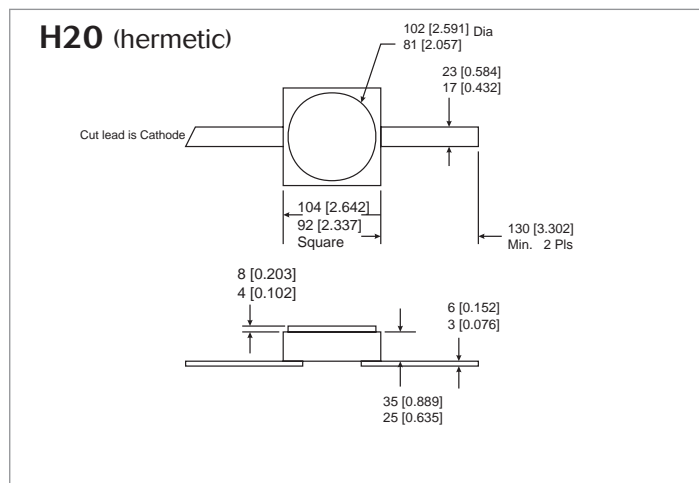
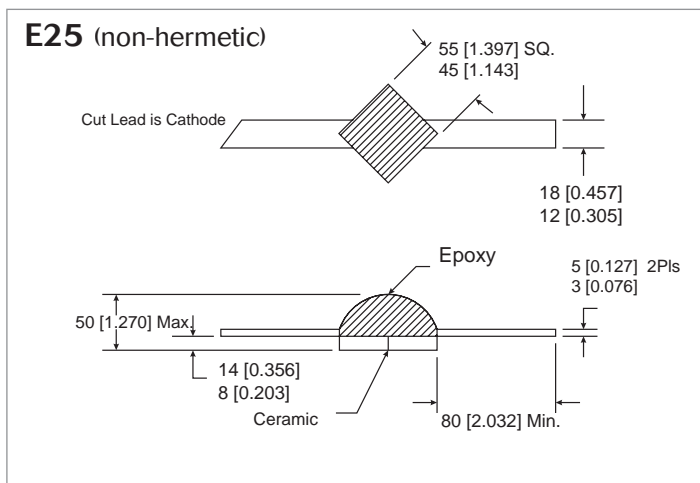
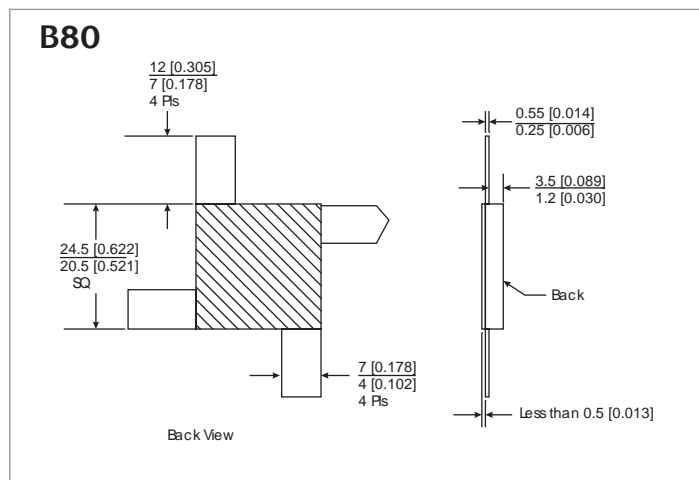
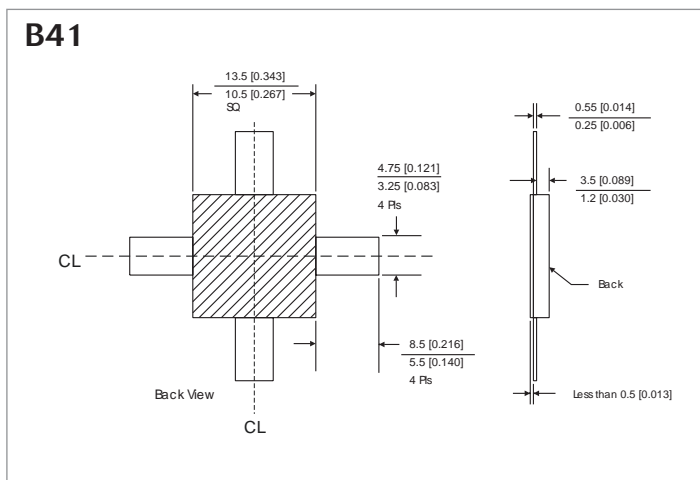
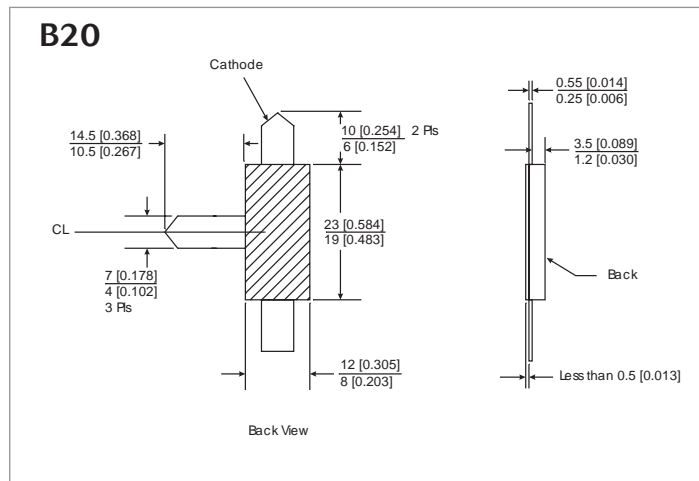
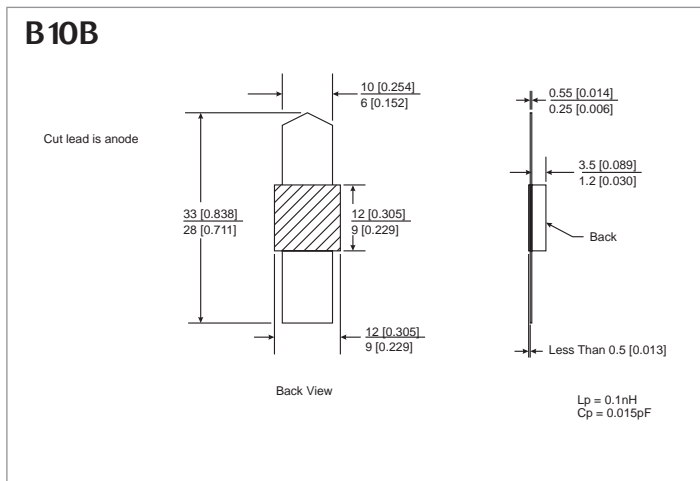
Electrical Specifications, $T_A = 25\text{ }^\circ\text{C}$

Model	Configuration	V_F	V_{BR}	C_T	R_S	R_D	Outline
		TYP V	MIN V	TYP / MAX pF	TYP Ω	MAX Ω	
MSS60,144-E25	Single Junction	625	3.5	0.21 / 0.27	20	25	E25
MSS60,144-H20	Single Junction	625	3.5	0.24 / 0.30	20	25	H20
MSS60,148-E25	Single Junction	625	3.5	0.24 / 0.30	13	18	E25
MSS60,148-H20	Single Junction	625	3.5	0.27 / 0.33	13	18	H20
MSS60,153-E25	Single Junction	625	3.5	0.16 / 0.22	7	12	E25
MSS60,153-H20	Single Junction	625	3.5	0.24 / 0.30	7	12	H20
MSS60,244-E35	Series Tee	625	3.5	0.22 / 0.28	20	25	E35
MSS60,244-H30	Series Tee	625	3.5	0.30 / 0.36	20	25	H30
MSS60,248-E35	Series Tee	625	3.5	0.35 / 0.41	13	18	E35
MSS60,248-H30	Series Tee	625	3.5	0.43 / 0.50	13	18	H30
MSS60,253-E35	Ring Quad	625	3.5	0.22 / 0.28	7	12	E35
MSS60,253-H30	Ring Quad	625	3.5	0.35 / 0.41	7	12	H30
MSS60,444-E45	Ring Quad	650	3.5	0.24 / 0.30	20	25	E45
MSS60,448-E45	Ring Quad	650	3.5	0.32 / 0.38	13	18	E45
MSS60,448-H40	Ring Quad	650	3.5	0.42 / 0.48	13	18	E45
MSS60,453-E45	Ring Quad	650	3.5	0.26 / 0.30	7	12	E45
MSS60,453-H40	Ring Quad	650	3.5	0.32 / 0.38	7	12	H40
MSS60,841-E45	Ring Quad	1200	6.0	0.30 / 0.35	23	28	E45
MSS60,841-H40	Ring Quad	1200	6.0	0.40 / 0.45	23	28	H40
MSS60,846-E45	Ring Quad	1200	6.0	0.32 / 0.38	18	23	E45
MSS60,846-H40	Ring Quad	1200	6.0	0.42 / 0.48	18	23	H40
MSS60,848-E45	Ring Quad	1200	6.0	0.35 / 0.41	13	18	E45
MSS60,848-H40	Ring Quad	1200	6.0	0.44 / 0.51	13	18	H40
Test Conditions		$I_F =$ 1 mA	$I_R =$ 10 μA	$V_R = 0\text{ V}$ $F = 1\text{ MHz}$	$I_F = 5\text{ mA}$		

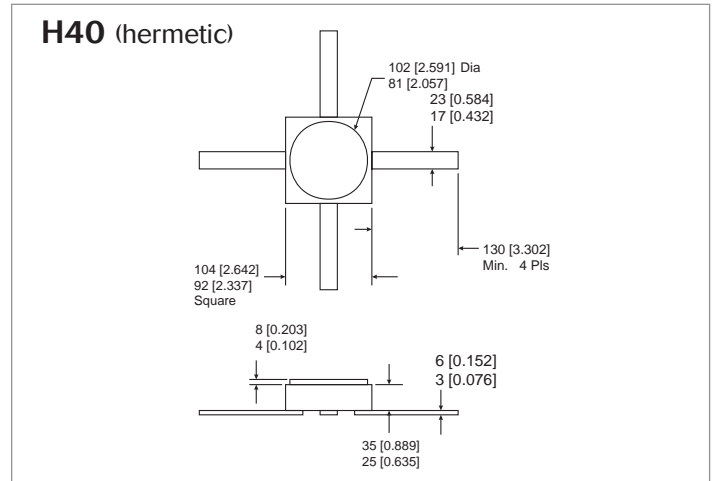
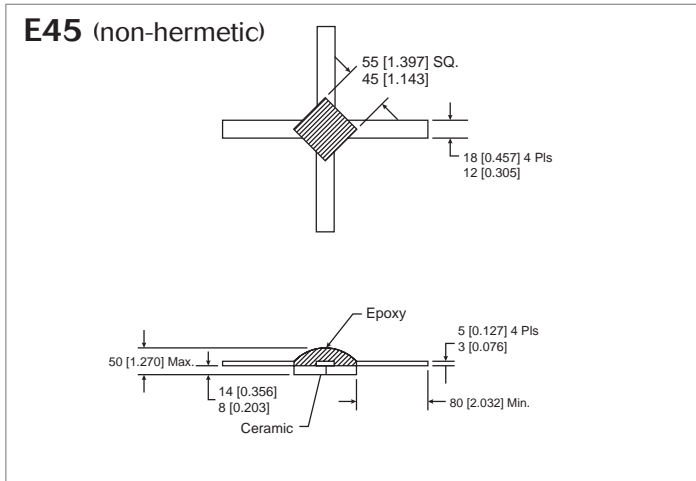
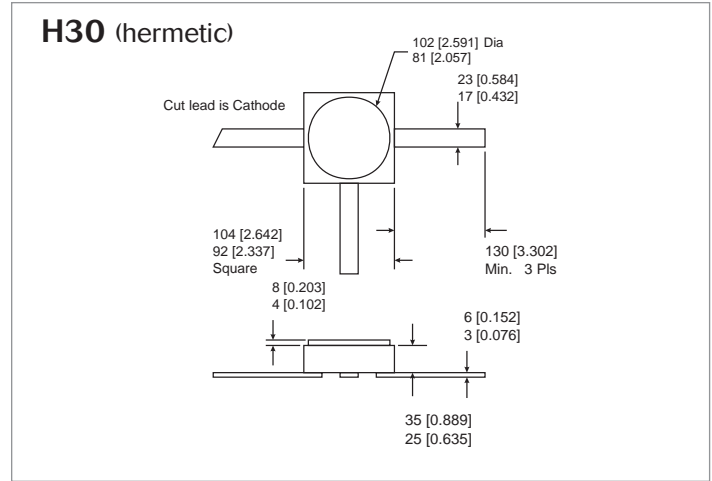
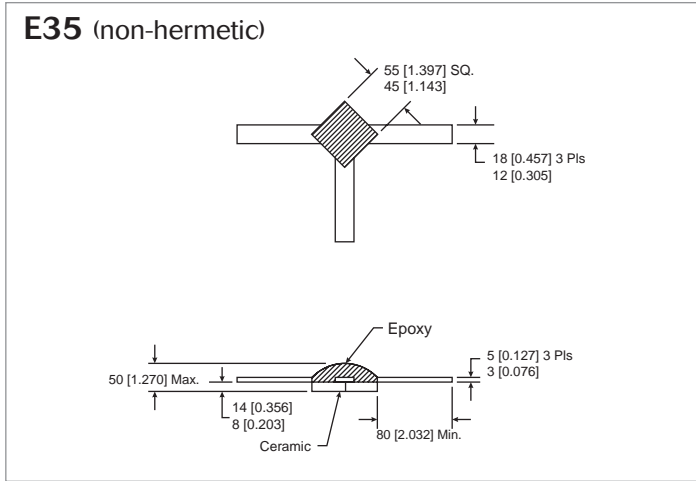
MSS60,000 Series Extra High Barrier Silicon Schottky Diodes



Outline Drawings



Outline Drawings



Aeroflex / Metelics
 Aeroflex Microelectronic Solutions
 975 Stewart Drive, Sunnyvale, CA 94085
 TEL: 408-737-8181
 Fax: 408-733-7645

www.aeroflex-metelics.com sales@eroflex-metelics.com

Aeroflex / Metelics, Inc. reserves the right to make changes to any products and services herein at any time without notice. Consult Aeroflex or an authorized sales representative to verify that the information in this data sheet is current before using this product. Aeroflex does not assume any responsibility or liability arising out of the application or use of any product or service described herein, except as expressly agreed to in writing by Aeroflex; nor does the purchase, lease, or use of a product or service from Aeroflex convey a license under any patent rights, copyrights, trademark rights, or any other of the intellectual rights of Aeroflex or of third parties. Copyright 2003 Aeroflex / Metelics. All rights reserved.



Our passion for performance is defined by three attributes represented by these three icons: solution-minded, performance-driven and customer-focused.