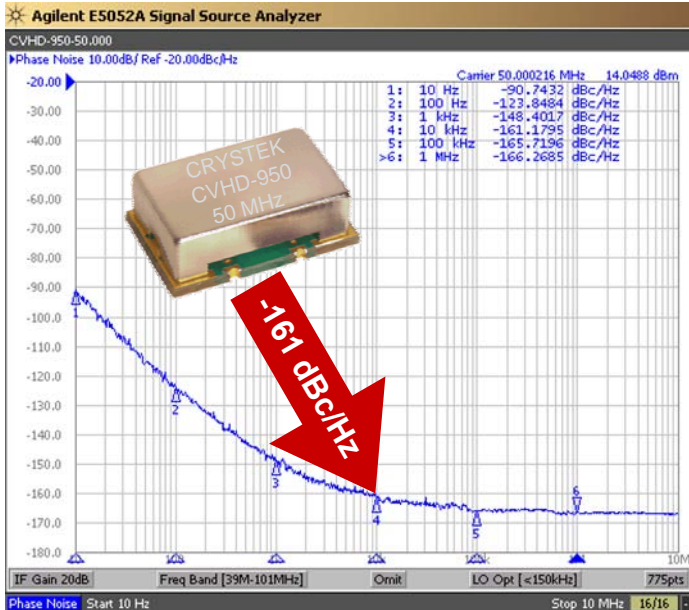


CVHD-950 VCXO

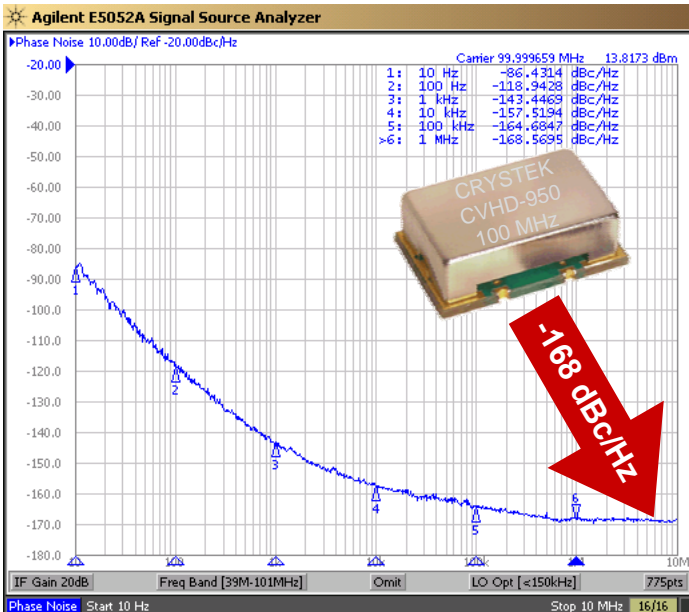
Ultra-Low Phase Noise Oscillators

CVHD-950 Model
9x14 mm SMD, 3.3V, CMOS

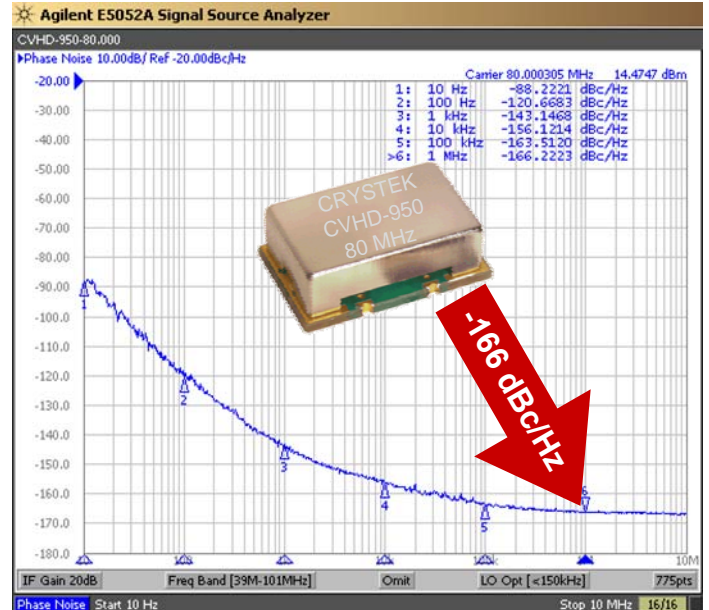
50 MHz HCMOS 3.3V



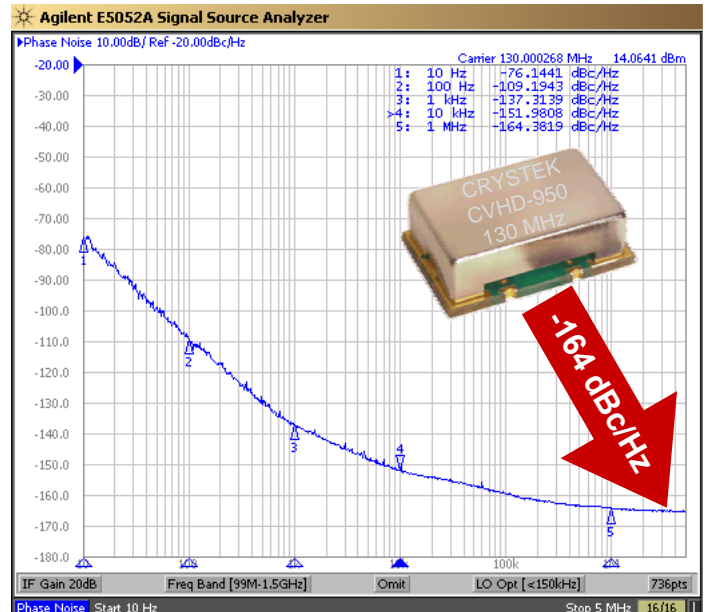
100 MHz HCMOS 3.3V



80 MHz HCMOS 3.3V



130 MHz HCMOS 3.3V



Model CVHD-950 is a 50 MHz to 130 MHz CMOS Voltage Controlled Crystal Oscillator. High Q crystal and 3rd overtone technology provides Ultra-Low Phase Noise and Low-Jitter performance with a CMOS output. Features include -165 dBc/Hz phase noise floor with 3.3Vdc input voltage, -40°C to +85°C operating temperature, and 9x14 mm SMT package. The oscillator has no sub-harmonics.

Applications include High Definition TV, Avionics Low Phase Signal Sources, and Test and Measurement.

Rev: P
Date: 08-Jan-2014
Page 1 of 2

CVHD-950 VCXO

Ultra-Low Phase Noise Oscillators



CVHD-950 Model
9x14 mm SMD, 3.3V, CMOS

Frequency Range: 50 MHz to 130 MHz
Temperature Range: 0°C to +70°C (standard)
 (Option M) -20°C to +70°C
 (Option X) -40°C to +85°C
Storage: -45°C to 90°C
Input Voltage: 3.3V ±0.3V
Input Current: 15mA Typical, 25mA Max
Output: CMOS
Symmetry: 45/55% Max @ 50% Vdd
Rise/Fall Time: 3nsec Max @ 20% to 80% Vdd
Logic: "0" = 10% Vdd Max
 "1" = 90% Vdd Min
Load: 15pF
Output Current: ±24mA Max
Input:
Modulation Bandwidth: >10kHz @ -3dB
Impedance: 51 kΩ
Control Voltage: 1.65V ±1.65V
Tuning Sensitivity: +25ppm/V Typical
Frequency Pulling: ±20ppm APR Min
 (Inclusive of frequency stability, calibration, and aging.)
Linearity: ±10% Max
Phase Jitter (12kHz~80MHz): 0.13psec Typical @ 100MHz
Phase Noise Floor: -165dBc/Hz Typical, -160dBc/Hz Max
Sub-harmonics: None
Aging: <3ppm 1st year, <1ppm thereafter

Typical Phase Noise:

| | |
|--------|-------------|
| 1kHz | -135 dBc/Hz |
| 10kHz | -155 dBc/Hz |
| 100kHz | -164 dBc/Hz |
| 1MHz | -165 dBc/Hz |

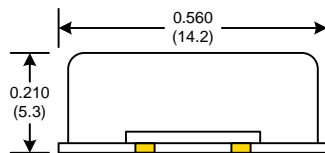
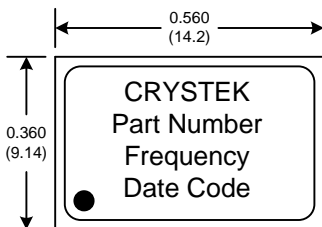
Mechanical:

Shock: MIL-STD-883, Method 2002, Condition B
 Solderability: MIL-STD-883, Method 2003
 Vibration: MIL-STD-883, Method 2007, Condition A
 Solvent Resistance: MIL-STD-202, Method 215
 Resistance to Soldering Heat: MIL-STD-202, Method 210, Condition I or J

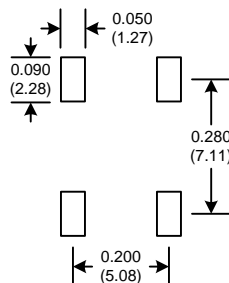
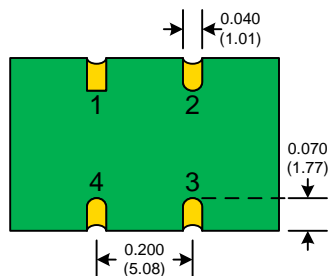
Environmental:

Thermal Shock: MIL-STD-883, Method 1011, Condition A
 Moisture Resistance: MIL-STD-883, Method 1004

Part Number Example: CVHD-950X-100.000 = 3.3V, 45/55, -40°C to +85°C (±20ppmAPR), 100 MHz

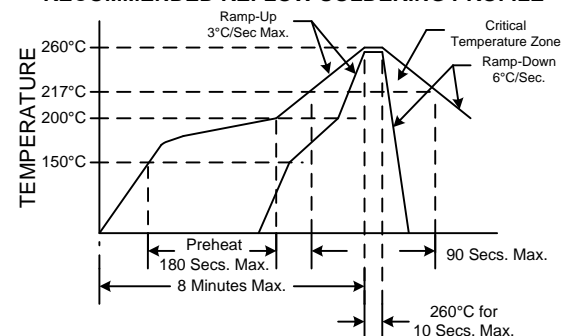


SUGGESTED PAD LAYOUT



| Pad | Connection |
|-----|-------------|
| 1 | Volt Cntrl. |
| 2 | GND |
| 3 | OUT |
| 4 | Vdd |

RECOMMENDED REFLOW SOLDERING PROFILE



NOTE: Reflow Profile with 240°C peak also acceptable.

Rev: P
Date: 08-Jan-2014
Page 2 of 2

Mouser Electronics

Authorized Distributor

Click to View Pricing, Inventory, Delivery & Lifecycle Information:

[Crystek:](#)

[CVHD-950-120.000](#) [CVHD-950-125.000](#) [CVHD-950-74.25](#) [CVHD-950X-100.000](#) [CVHD-950-74.1758](#) [CVHD950-122.88](#) [CVHD950X-54.000](#) [CVHD-950X-122.88](#)