

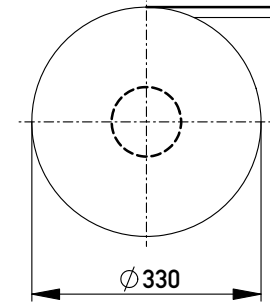
Anforderungsstufe 1  
Performance Level 1

Kontaktbereich vergoldet  
Mating Area gold plating

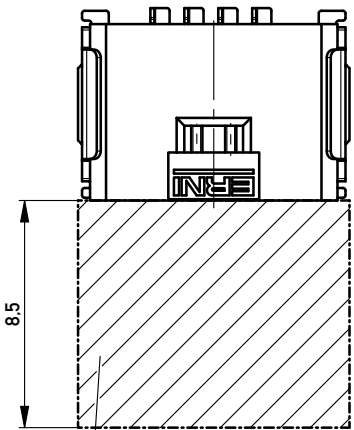
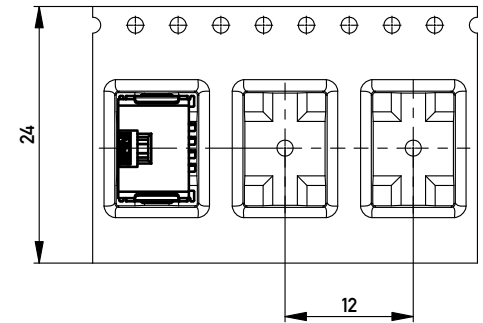
Anschlussbereich verzinkt 4-6 µm  
Terminal Area 4-6 µm tin plating

Koplanarität der Anschlüsse ≤ 0,1 mm  
Coplanarity Area of Termination ≤ 0,1 mm

Verpackt im Gurt nach DIN IEC 60286-3  
Tape on Reel Packaging according to DIN IEC 60286-3  
Verpackungseinheit: 1000 Stück  
Packaging unit: 1000 pcs

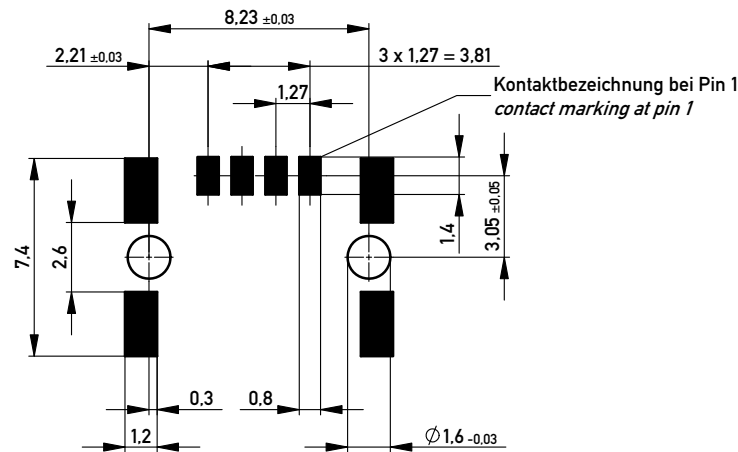


Abspulrichtung - Reel off Direction



Sperrfläche für Leiterbahnen  
gültig bei Verwendung von  
Gegenstecker Federleiste 90°  
in SKV Ausführung  
Restricted area for conductors  
valid for use by mating  
female connector 90°  
in IDC version

Leiterplatten-Layout für SMT  
PCB-Layout for SMT



1) gültig bei Verwendung von Gegenstecker  
Federleiste 90° in SMD Ausführung  
valid for use by mating female connector 90°  
in SMD version

Für die Anforderung nach PG 9 der LV214  
(Koshiri-Sicherheit)

For the requirement of the LV214 PG 9  
(Koshiri-security)

Information:	Tolerances	 All Dimensions in mm	Scale	5:1
	All rights reserved. Only for Information. To ensure that this is the latest version of this drawing, please contact one of the ERNI companies before using.			
Subject to modification without prior notice. Drawing will not be updated.		Designation <b>M 1.27 SRC A, 4-polig KS</b> <b>M 1.27 SRC A, 4-pin KS</b>		
www.ERNI.com		<b>474110</b>		I <b>A3</b>
a	20.03.2014	Class		SRCA

Copyright by ERNI GmbH  
Proprietary notice pursuant to ISO 9006 to be observed.