

SILICON PLANAR ZENER DIODES

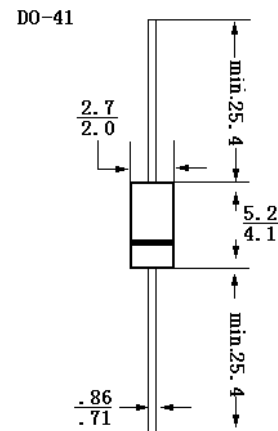
Z100 THRU Z330

Voltage Range: 100 to 330V Current: 0.5A

Standard Zener voltage tolerance is $\pm 10\%$. Add Suffix "B" for $\pm 5\%$ tolerance. Other tolerances are available upon request.

Mechanical Data

- **Case:** DO-41 molded plastic
- **Terminals:** Plated axial leads, solderable
per MIL-STD202E, method 208C
- **Mounting Position:** Any



DO-41 Plastic Package
Dimensions in mm

Absolute Maximum Ratings ($T_a = 25^\circ\text{C}$)

	Symbol	Value	Unit
Power Dissipation	P_{tot}	1	W
Forward Voltage @ $I_F = 1A$	V_F	1	V
Junction Temperature	T_j	175	$^\circ\text{C}$
Storage Temperature Range	T_{Stg}	-65 to +175	$^\circ\text{C}$

SILICON PLANAR ZENER DIODES

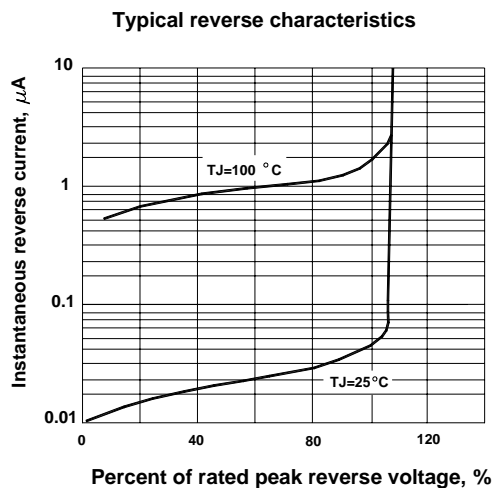
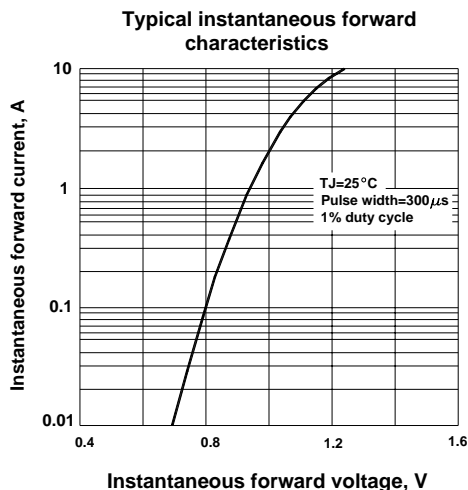
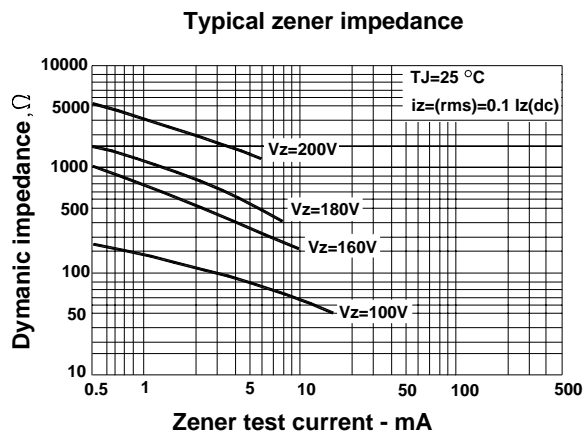
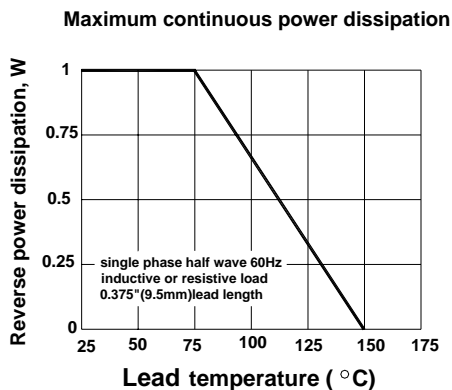
Z100 THRU Z330

TYPE	Zener Voltage		Zener Impedance		Zener Impedance		Reverse Current		Forward Voltage
	V_Z (V) at I_{ZT} (mA)		R_Z (Max)(Ω) at I_{ZT} (mA)		R_{ZK} (Max)(Ω) at I_{ZK} (mA)		I_R (Max)(μ A) at V_R (V)		$I_F = 1.0A$ (Max)
Z100	100	2.5	350	2.5	3000	0.25	0.5	75	1.0
Z105	105	2.4	400	2.4	3500	0.25	0.5	77	1.0
Z110	110	2.3	450	2.3	4000	0.25	0.5	80	1.0
Z115	115	2.2	500	2.2	4250	0.25	0.5	85	1.0
Z120	120	2.1	550	2.1	4500	0.25	0.5	90	1.0
Z130	130	1.9	700	1.9	5000	0.25	0.5	95	1.0
Z135	135	1.85	750	1.85	5250	0.25	0.5	100	1.0
Z140	140	1.8	800	1.8	5500	0.25	0.5	105	1.0
Z150	150	1.7	1000	1.7	6000	0.25	0.5	110	1.0
Z160	160	1.6	1100	1.6	6500	0.25	0.5	120	1.0
Z170	170	1.5	1200	1.5	6750	0.25	0.5	130	1.0
Z180	180	1.4	1350	1.4	7000	0.25	0.5	140	1.0
Z190	190	1.3	1500	1.3	7500	0.25	0.5	150	1.0
Z200	200	1.2	1700	1.2	8000	0.25	0.5	160	1.0
Z220	220	1.1	2000	1.1	8250	0.25	0.5	170	1.0
Z240	240	1.0	2200	1.0	8500	0.25	0.5	180	1.0
Z270	270	0.9	2500	0.9	8750	0.25	0.5	200	1.0
Z300	300	0.8	3000	0.8	9000	0.25	0.5	220	1.0
Z330	330	0.75	4000	0.75	9500	0.25	0.5	240	1.0

(1). Tested with pulses $t_p = 20$ ms.

SILICON PLANAR ZENER DIODES

Z100 THRU Z330



Typical temperature coefficients

