

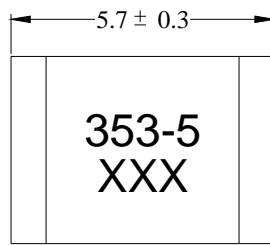
**SMD INDUCTOR DR353-5 SERIES**
**Features**

- Low Profile Surface Mount Design
- Flat Top for Pick and Place
- Inductance Range from 0.12 $\mu$ H to 10.0mH
- Operating Temp. -25°C to + 85°C
- Tinned Leads with Leaded Solder is Available (note 6)

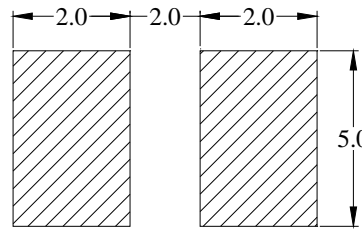

**ELECTRICAL SPECIFICATIONS AT 25°C**

Part No.	Inductance ( $\mu$ H)		DCR ( $\Omega$ ) Max.	I <sub>rated</sub> (mA) Max.	SRF (MHz) Min.
DR353-5-121	0.12 $\pm$ 20%	@1MHz	0.0098	6000	450
DR353-5-271	0.27 $\pm$ 20%	@1MHz	0.0140	5300	300
DR353-5-471	0.47 $\pm$ 20%	@1MHz	0.0182	4800	200
DR353-5-102	1.0 $\pm$ 20%	@1MHz	0.0270	4000	150
DR353-5-152	1.5 $\pm$ 20%	@1MHz	0.0310	3700	110
DR353-5-222	2.2 $\pm$ 20%	@1MHz	0.0410	3200	80
DR353-5-332	3.3 $\pm$ 20%	@1MHz	0.0500	2900	40
DR353-5-472	4.7 $\pm$ 20%	@1MHz	0.0574	2700	30
DR353-5-682	6.8 $\pm$ 20%	@1MHz	0.1040	2000	25
DR353-5-103	10 $\pm$ 20%	@1MHz	0.1300	1700	20
DR353-5-153	15 $\pm$ 20%	@1MHz	0.210	1400	17
DR353-5-223	22 $\pm$ 20%	@1MHz	0.266	1200	15
DR353-5-333	33 $\pm$ 20%	@1MHz	0.448	900	12
DR353-5-473	47 $\pm$ 20%	@1MHz	0.560	800	10
DR353-5-683	68 $\pm$ 20%	@1MHz	0.938	640	7.6
DR353-5-104	100 $\pm$ 20%	@100kHz	1.204	560	6.5
DR353-5-154	150 $\pm$ 20%	@100kHz	2.660	420	5.0
DR353-5-224	220 $\pm$ 20%	@100kHz	3.360	320	4.0
DR353-5-334	330 $\pm$ 20%	@100kHz	6.160	270	3.1
DR353-5-474	470 $\pm$ 20%	@100kHz	7.560	240	2.4
DR353-5-684	680 $\pm$ 20%	@100kHz	11.340	190	1.9
DR353-5-105	1000 $\pm$ 20%	@10kHz	14.420	150	1.7
DR353-5-225	2200 $\pm$ 20%	@10kHz	30.100	100	1.2
DR353-5-255	2500 $\pm$ 10%	@10kHz	35.5	95	0.9
DR353-5-475	4700 $\pm$ 20%	@10kHz	61.040	70	0.8
DR353-5-106	10000 $\pm$ 20%	@10kHz	140.000	50	0.5

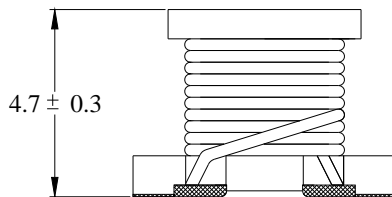
**MECHANICAL OUTLINES**



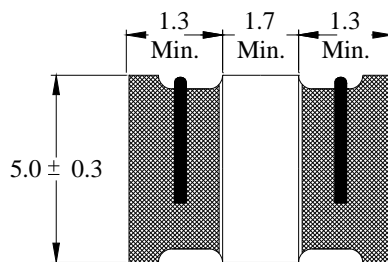
TOP VIEW



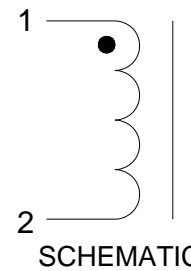
PCB SOLDER PAD LAYOUT (REF.)



FRONT VIEW



BOTTOM VIEW



SCHEMATIC

**Notes:**

1. All dimensions are shown in millimeter "mm"
2. General tolerance  $\pm 0.2\text{mm}$ , unless other specified
3.  $I_{\text{rated}}$  for an approximate 40°C temperature rise
4.  $I_{\text{rated}}$  for an approximate 20% drop maximum of the initial value
5. Tape and reel quantity, 1000 pcs/reel
6. For non-RoHS parts replace DR prefix with 42- (e.g. DR353-5 becomes 42-353-5)
7. Terminal finish is compliant to RoHS requirements. Solder in accordance with J-STD-020D