



FEATURES

- Ultra wide input voltage range, 18~106V
- 200W Output @ 18V~27V Vin range
- 300W Output @ 27~106V Vin range (Including 27V)
- Full Load Efficiency up to 88.0% @48Vin
- Intergrated fuse holder
- Parallel Connection of multiple units
- Box type package with metal base plate
- Package Dimension:
190.0x76.0x43.5mm (7.48"x2.99"x1.71")
- Operating Temperature Range - 40°C to +75°C
- Input Reverse Polarity Protection
- Minimized Inrush current
- Input UVLO, Output OCL, SCP, OVP, OTP
- Enable on/off (option)
- 2250VDC Isolation
- IP67 Protection
- RoHs Compliant
- ISO 9001, ISO 14001 certified manufacturing facility
- UL60950
- CE Mark
- EMC compatible: EN12895
- Electrical transient conduction: ISO7637-2

The B62SR12424A, a ultra wide input voltage range of 18~106V, and single isolated output converter, is the latest product offering from a world leader in power systems technology and manufacturing — Delta Electronics, Inc. Such box type DCDC converter can provide 300W (200W at Vin < 27V), 12.4V regulated DC output voltage with full load efficiency up to 88.0% @48Vin; The B62SR12424A offers input UVLO, output over current limit, short circuit, output over voltage, over temperature, and input reverse polarity protections. It has an intergrated fuse holder. It also has parallel function; and allows a wide operating temperature range of -40°C to +75°C. With creative design technology and optimization of component placement, this converter possess outstanding electrical and thermal performance, as well as high reliability under extrmely harsh operating conditions. The B62SR12424A meets IP67 proteccion (not include the connector and fuseholder)..

Input Characteristics

Item	Condition	Min.	Typ.	Max.	Unit
Continuous Input Voltage		18	48	106	VDC
Max Input voltage	10 minutes, normal operating			126	VDC
Input Under-Voltage Lockout, Turn-On Voltage Threshold		16	17	18	VDC
Input Under-Voltage Lockout, Turn-Off Voltage Threshold		14	15	16	VDC
Lockout Hysteresis Voltage		1	2	3	VDC
Maximum Input Current	Vin=18V, 100% Load		13.3	14	A
No-Load Input Current	Vin=24V		130	180	mA
	Vin=36V		100	150	mA
	Vin=48V		60	100	mA
	Vin=72V, 80V		45	80	mA
Reflected input ripple current	Vin=48V, Vpp			0.6	A
Max Reverse Polarity Input Voltage				106	VDC
Max Inrush current				10	A
Internal Input Fuse	Ø6.35mm*31.75mm	250V/30A Fast-acting fuse			

Output Characteristics

Item	Conditions	Min.	Typ.	Max.	Unit
Operating Output Current Range	Vin=18V~27V	0		16	A
	Vin=27V~106V(include 27V)	0		24	A
Output Voltage Set Point	Total Vin range, Io=0	12.4	12.6	12.8	V
	Vin=18~27V, Io=16A	12.13	12.33	12.53	V
	Vin=27~106V, Io=24A	12.0	12.2	12.4	V
Output Voltage Ripple and Noise,	Full load, Vpp, 20MHz bandwidth		50	100	mV
	RMS		20	50	mV
Output Current Limit	Vin=24V	16.5	18.5	20.5	A
	Vin=36V, 48V, 72V, 80V	25	28	31	A
Short current	Vin=48V, Auto restart, RMS value		3		A
Current share accuracy	Vin=48V, 24A for each module		6	10	%
Start-up time	Vin=24V		600	900	mS
	Vin=36V, 48V		700	1000	mS
	Vin=72V, 80V		850	1200	mS
Rise time			60	100	mS
Output Voltage Protection		13	15	17	V
Output Voltage Current Transient, positive and negative voltage step	Vin=24V, 8A to 12A, 0.1A/us slew rate		150	250	mV
	Vin=27~106V, 12A to 18A, 0.1A/us slew rate		150	250	mV
Maximum Output Capacitance	ESR>10mohm			5000	μF
Output overshoot				3	%
Efficiency @ 100% Load(16A)	Vin=24V	84.0	86.0		%
Efficiency @ 100% Load(24A)	Vin=36V	85.0	87.0		%
Efficiency @ 100% Load(24A)	Vin=48V	86.0	88.0		%
Efficiency @ 100% Load(24A)	Vin=72V,80V	87.0	89.0		%
Efficiency @ 60% Load(9.6A)	Vin=24V	84.6	86.6		%
Efficiency @ 60% Load(14.4A)	Vin=36V	86.0	88.0		%
Efficiency @ 60% Load(14.4A)	Vin=48V	86.6	88.6		%
Efficiency @ 60% Load(14.4A)	Vin=72V,80V	88.0	90.0		%

General Characteristics

Item	Conditions	Min.	Typ.	Max.	Unit
Isolation Voltage,	Input to Output, Input to Case			2250	VDC
	Output to Case			550	VDC
Isolation Resistance, Input to Output		10			MΩ
Isolation Capacitance, Input to Output			5000		pF
Switching Frequency			175		KHz
MTBF	Ta=25°C, 80%load		2.1		Mhours
Weight			900		g

Environmental Specifications

Parameter	Conditions	Min.	Typ.	Max.	Unit
Storage Temperature Range		-40		+125	°C
Operating Temperature Range	Ambient Temperature	-40		+75	°C
Maximum permitted meta plate temperature	Vin=48V, Io=24A, Refer to figure20			92	°C
Over Temperature Protection	NTC Temperature		118		°C
Humidity (non condensing)				95	% rel. H
Water Protection Level	Without connector&fuseholder	IP67			
Vibration	IEC 60068-2-6	10G/15~200HZ/3 PLANES			
Shock	IEC 60068-2-27	50G 3 PLANES			
Emission	EN12895	30-1000MHz 34-45dBuV/m			
Immunity	EN12895, EN61000-4-3	10V/m /27-1000MHz AM; 10V/m /900MHz PM			
ESD	EN12895, EN61000-4-2	Direct: ±2KV ±4KV; Air: ±2KV ±4KV ±8KV			

Notes

- Specifications typical at Ta=+25°C, nominal input voltage and rated full load output current unless otherwise noted.
- Specifications are subject to change without notice.

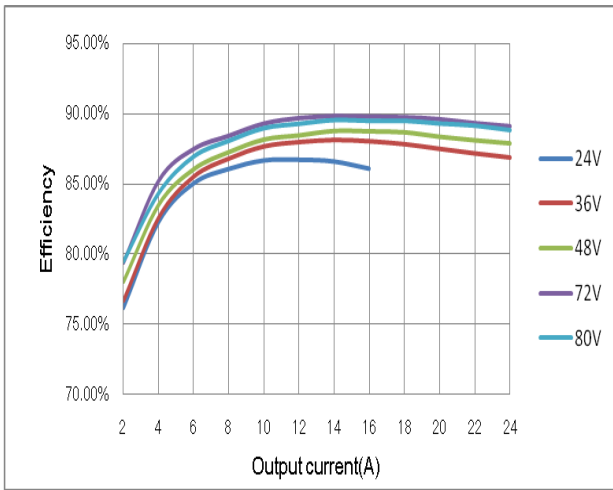


Figure 1: Efficiency vs. Output current
V_{in}=24V,36V,48V, 72V, 80V

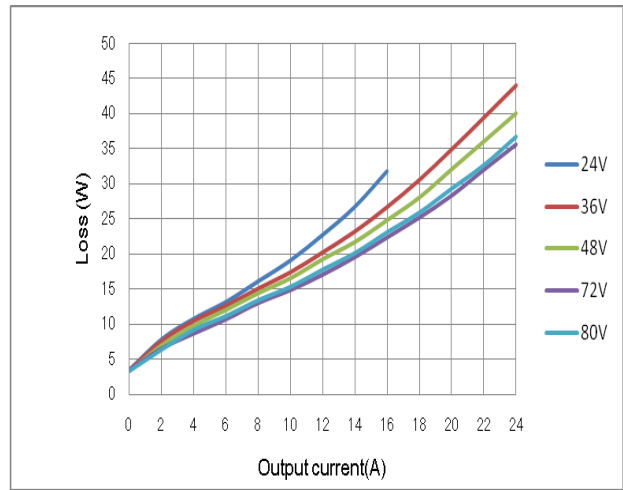


Figure 2: Loss vs. Output current
 @ *V_{in}*=24V,36V,48V, 72V, 80V

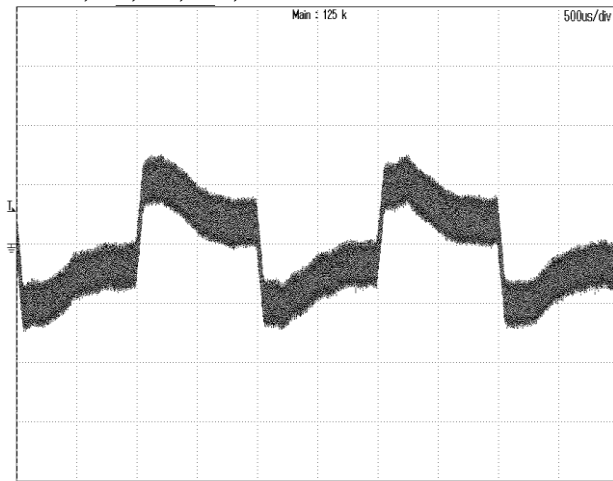


Figure 3: Dynamic response to load step 12A~18A with 0.1A/uS slew rate at 48V_{in}
 CH1:VOUT, 100mV/div, 500uS/div

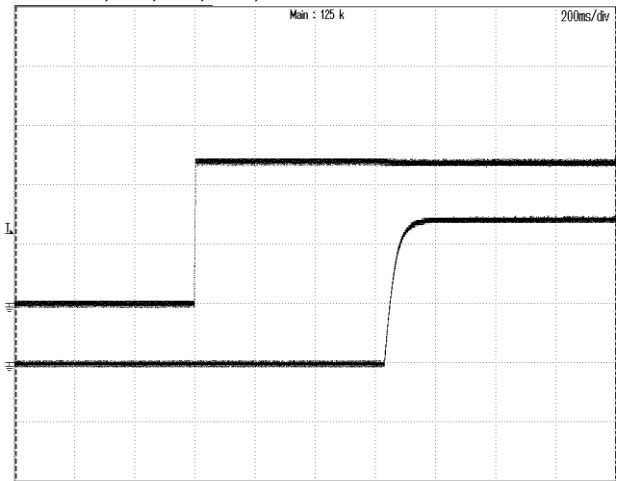


Figure 4: Vout start up with *V_{in}* on at 48V_{in},24A *I_{out}*
 TOP: *V_{in}*, 20V/div, 200mS/div
 BOTTOM: VOUT, 5V/div, 200mS/div

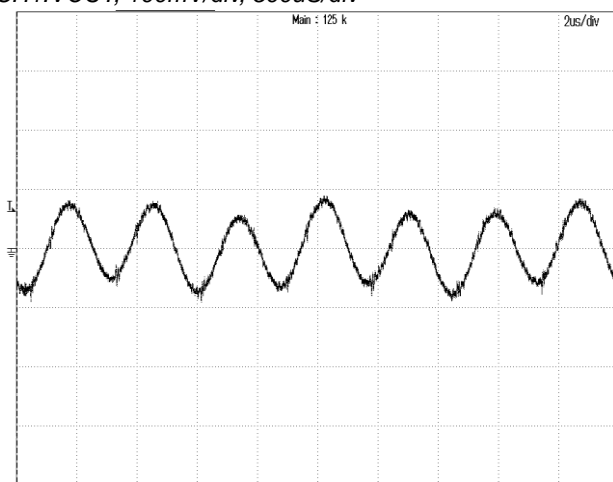


Figure 5: Output ripple & noise at 48V_{in}, 24A *I_{out}*
 CH1:VOUT, 50mV/div, 5uS/div



Figure 6: Output over voltage protection at 48V_{in}, 24A *I_{out}*
 CH1:VOUT, 10V/div, 50mS/div

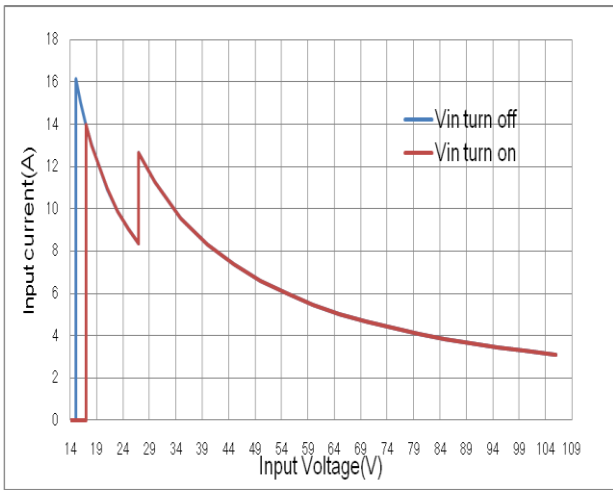


Figure 7: Input current vs. Input voltage
@ Vin=18V~27V, 200W; Vin=27V~106V, 300W

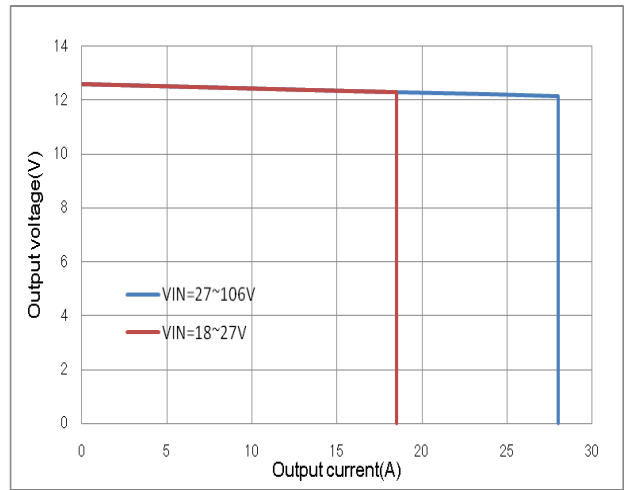


Figure 8: Output voltage vs. Output current
OCL Performance

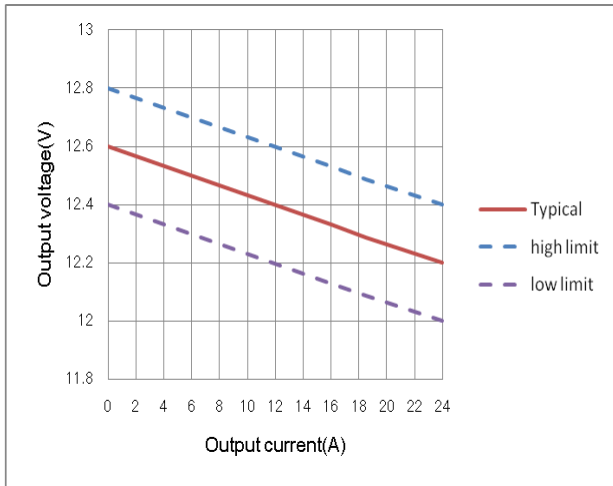


Figure 9: Output voltage vs. Output current
@ Vin=48V. Droop function.

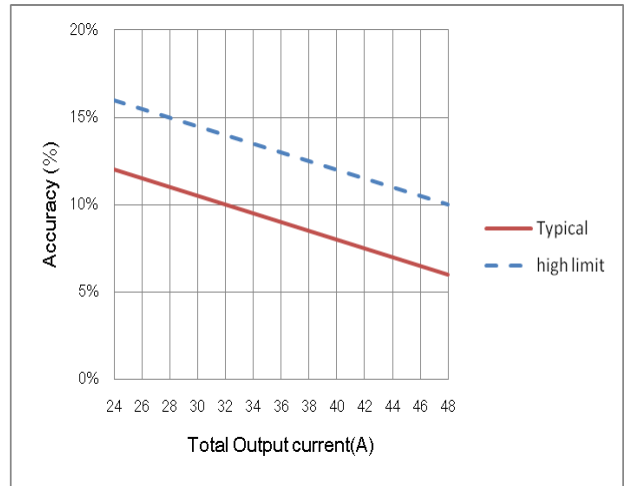


Figure 10: Current share accuracy vs. Total output current
2 in parallel.

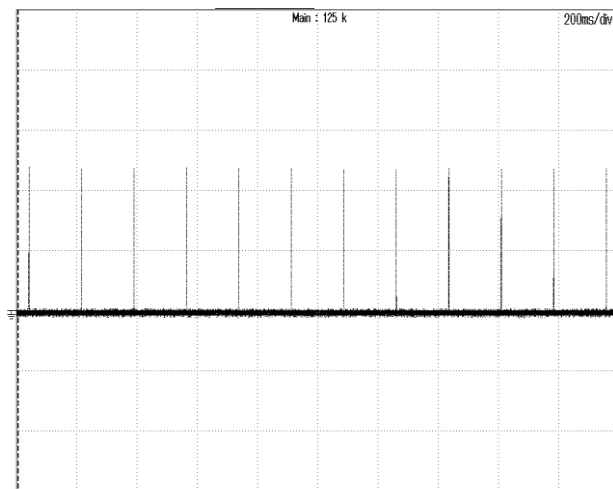


Figure 11: Output short current @ Vin=48V
CH1:Io, 20A/div, 200mS/div

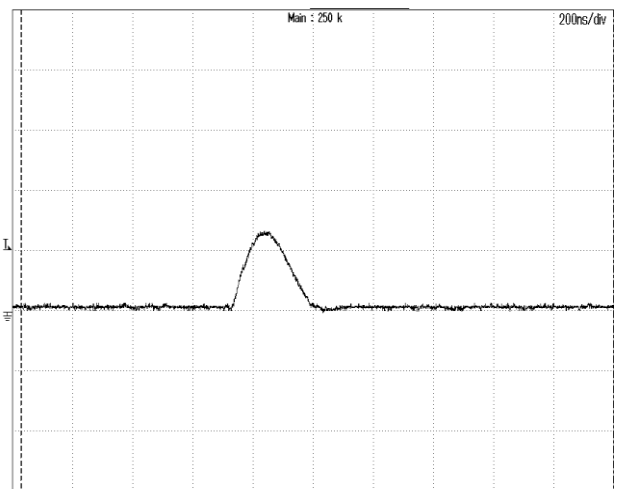


Figure 12: Inrush current @ Vin=48V
CH1:Iin, 2A/div, 200nS/div; Max current 2.7A, I2t=1.24E-7 A²S

FEATURES DESCRIPTIONS

Output Over-Current Limit and Short Protection

The modules include internal output over-current limit (OCL) and short circuit protection (SCP) circuits, the OCL set point is lower than that of the SCP; The response of SCP circuit is much fast than that of the OCL circuit. The slowly increase of the output current will let module enter OCL protection when the current exceeds the OCL set point, while the fast increase of the output current will let module enter SCP when the current exceeds the SCP set point.

When the modules enter OCL protection, the output voltage will decrease while the output current is kept constant, the output voltage will soft start to set point when the overload condition is removed.

The module will enter hiccup mode when it triggers the SCP set point. The module will try to restart after shutdown. If the overload condition still exists, the module will shut down again. This restart trial will continue until the overload condition is removed.

Output Over-Voltage Protection

The power module includes an internal output over-voltage protection(OVP) circuit, which monitors the voltage on the output terminals. If this voltage exceeds the OVP set point, the module will shut down, and then restart after a fixed delay time (hiccup mode), please refer to figure6 for detail.

Over-Temperature Protection

The over-temperature protection consists of circuitry that provides protection from thermal damage. If the temperature exceeds the preset temperature threshold the module will shut down, and all components will not exceed their absolute maximum temperature ratings. The module will restart after the temperature is within specification.

Remote On/Off

B62SR12424A has an option for Enable control. An additional PIN need to added to achieve this function. This Enable PIN is designed on the primary side of converter, the converter will turn on when the Enable PIN connected to VIN+, and turn off when the Enable PIN connected to VIN- or floating. Delta can change the 4PIN connector to a 5PIN connector to achieve the enable function, please contact us if you need this function.

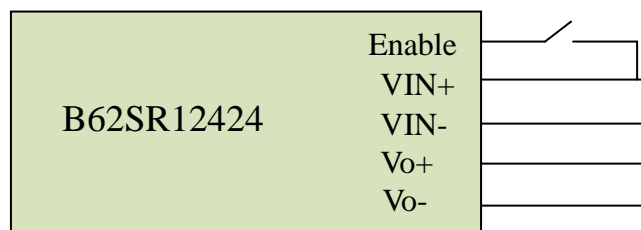


Figure 13: suggested Enable connection

Input Reverse Voltage Protection

The input reverse voltage protection is provided by an diode on the input line, the standoff voltage for the reverse protection shall be no less than -106V.

Parallel connection of multiple units

Two units parallel operation is verified, please contact Delta if more than two units need to be paralleled. While paralleling multiple units, the impedance of the cables from unit to junction point of each unit should be within $\pm 5\%$ of each other.

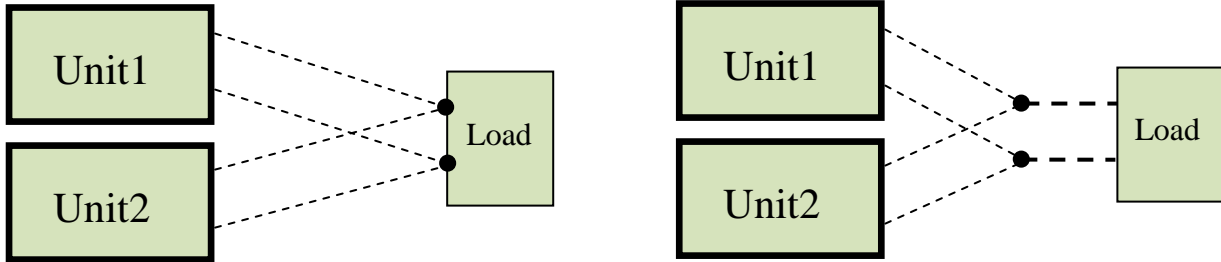


Figure 14: suggested parallel connections

EMC

The converter has the internal EMI filters and meet the EMC standards EN12895 30-1000MHz 34-45dBuV/m. The test result is showed as below

Conditions: Vin=48V, Io=24A, 10m measure distance

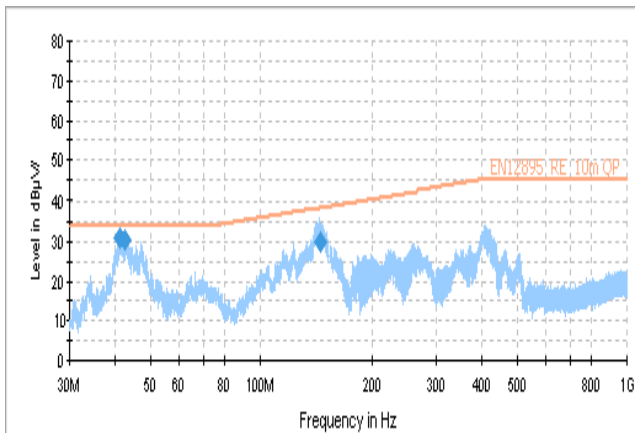


Figure 15: test result (Vertical)

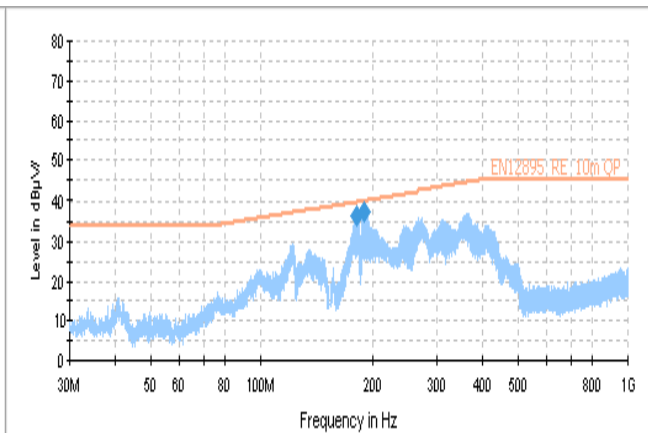


Figure 16: test result (Horizontal)

Fuse replacement

The module has the intergrated the fuse holder, when the fuse needs to be replaced, it can be taken down in an anticlockwise direction by slotted type screwdrivers .

Recommended fuse replacement P/N:

Littlefuse 0314030.MXP

THERMAL CONSIDERATION

The following figure shows the location to monitor the temperature of base plate. Before customer decides to use this DCDC converter, a thermal evaluation need to be did to make sure the temperature of base plate is lower than that read from below thermal curves (Figure18~22 base on different input voltage).

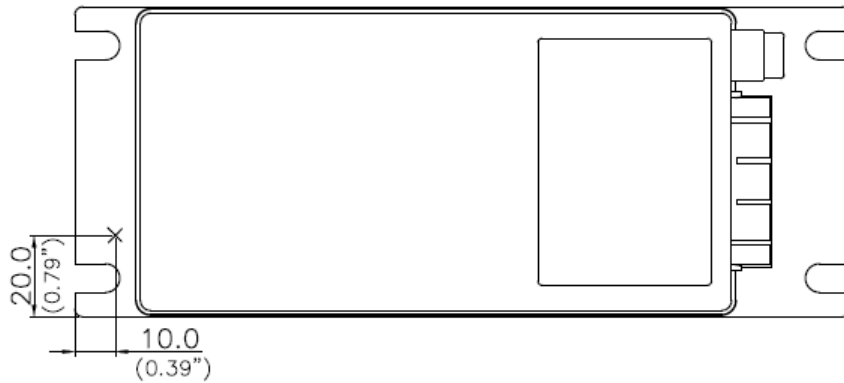


Figure 17: Thermal consideration

THERMAL CURVES

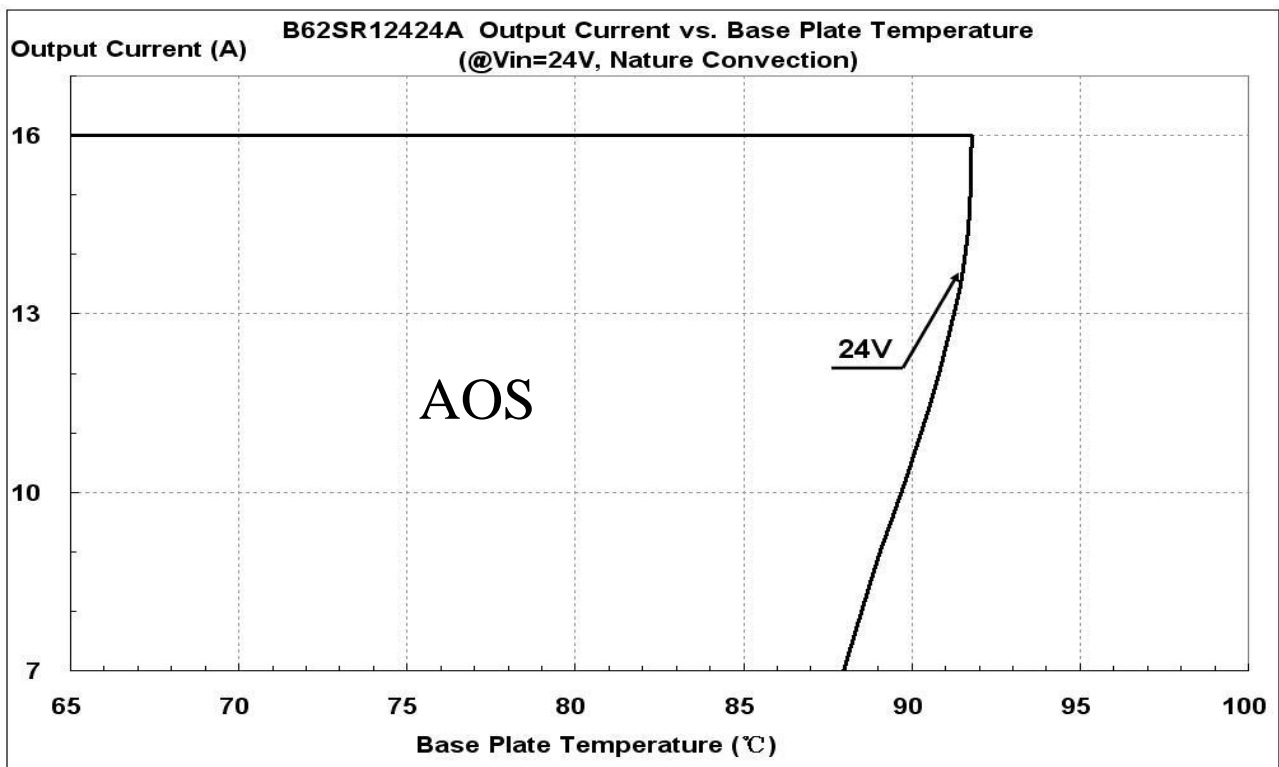


Figure 18: Output Current vs. Base Table temperature @ Vin=24V

THERMAL CURVES

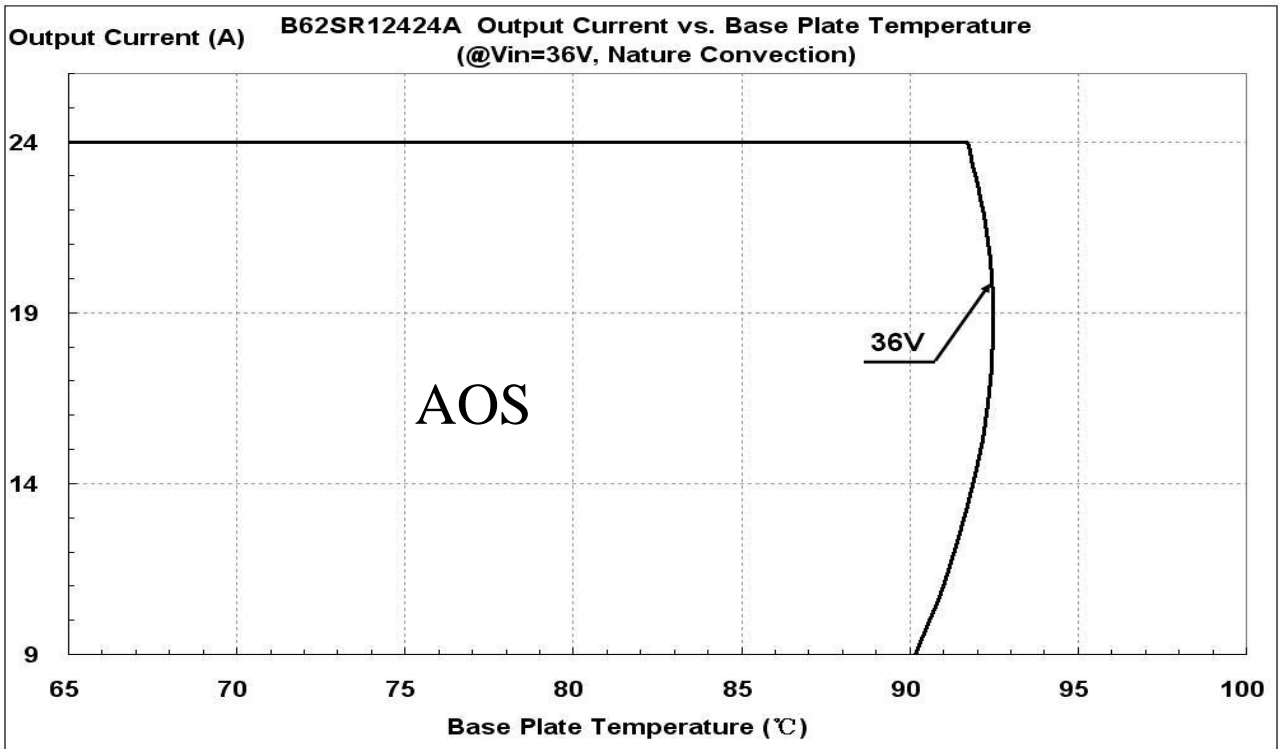


Figure 19: Output Current vs. Base Table temperature @ Vin=36V

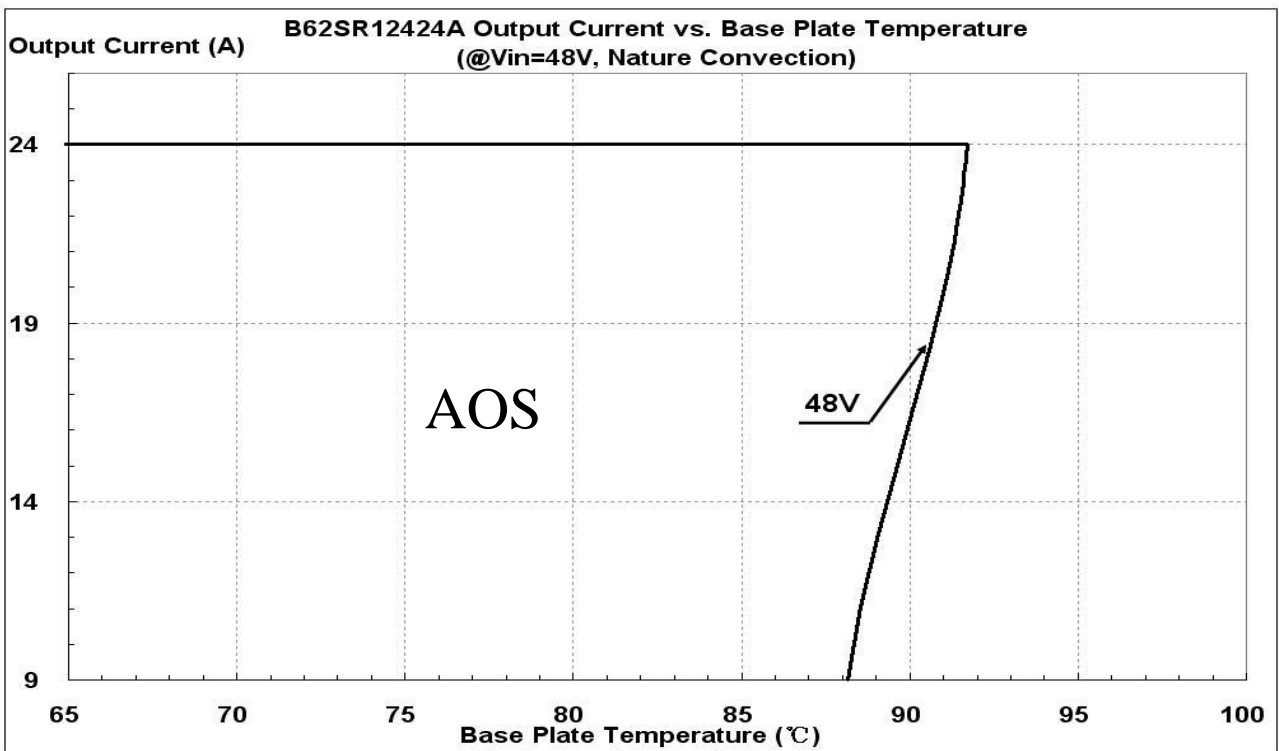


Figure 20: Output Current vs. Base Table temperature @ Vin=48V

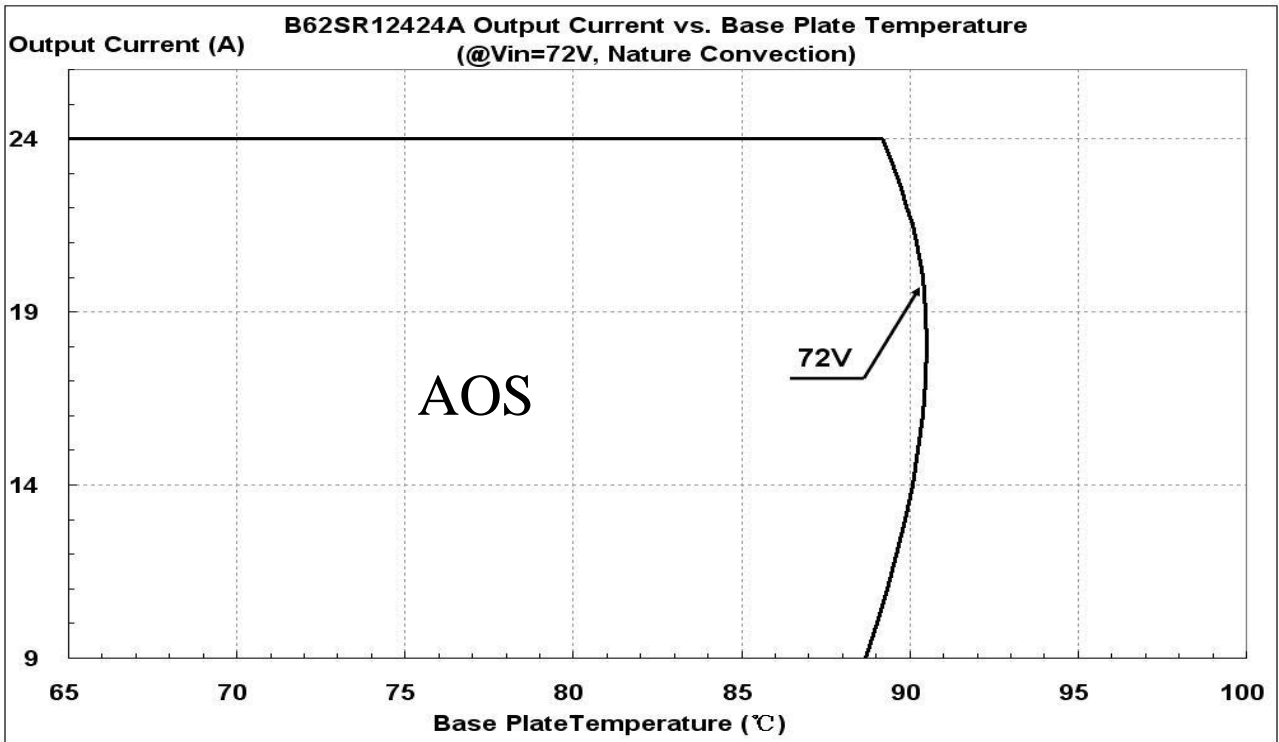


Figure 21: Output Current vs. Base Table temperature @ Vin=72V

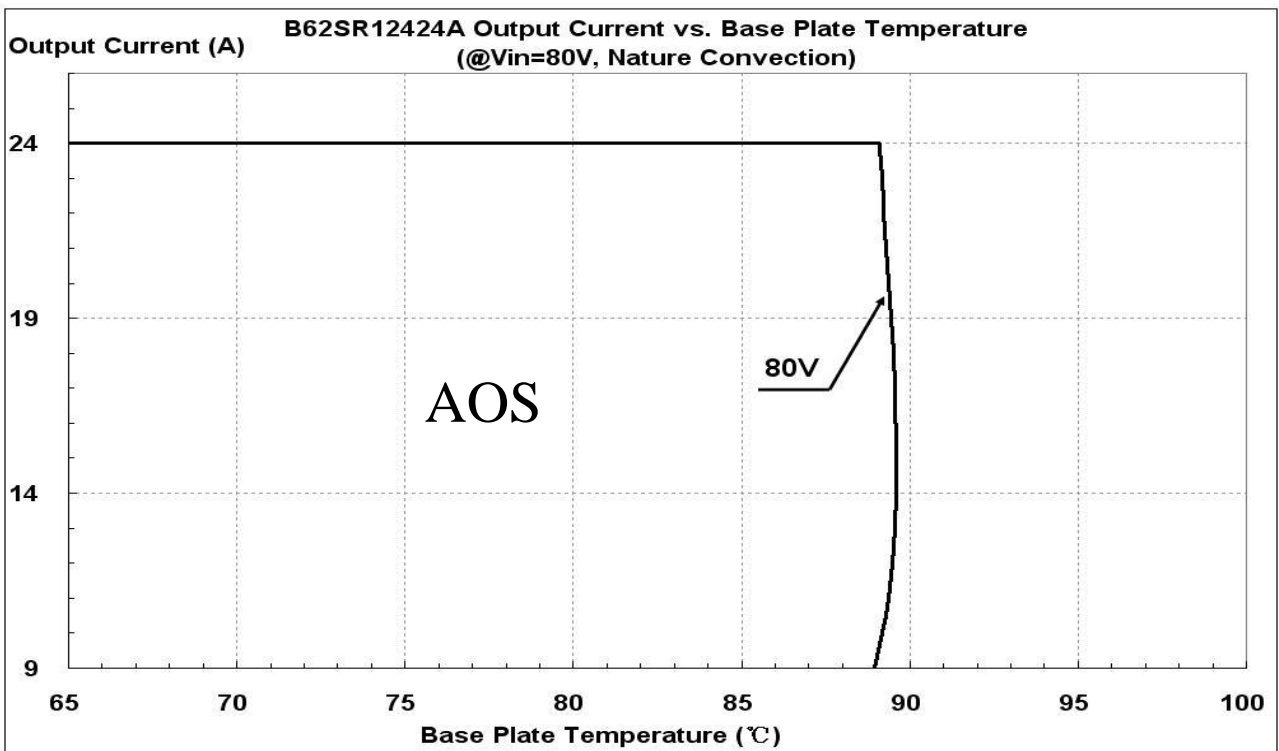
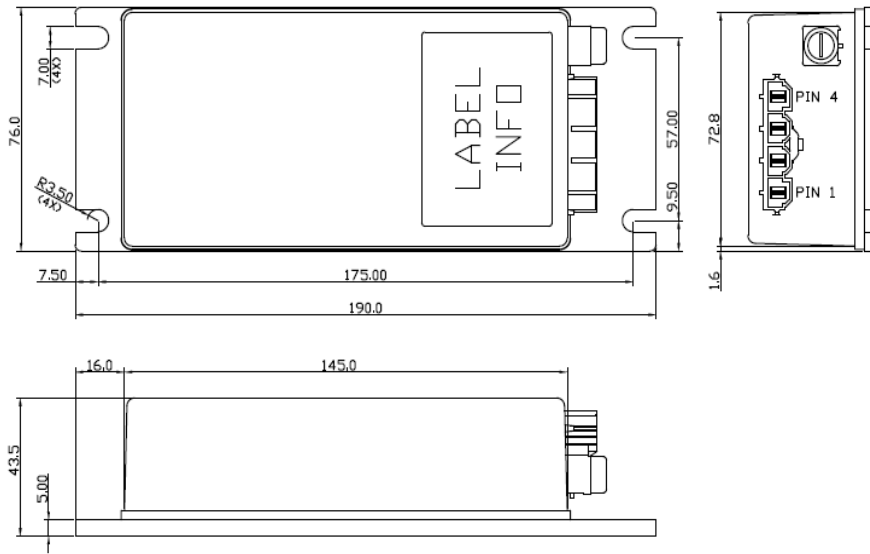


Figure 22: Output Current vs. Base Table temperature @ Vin=80V

Mechanical Drawing

Mechanical Dimensions



Pin Connections

Pin	Function Description
1	OUTPUT -
2	OUTPUT +
3	INPUT -
4	INPUT +

- All dimensions in mm (inches)
- Tolerance: X.X±0.5 (X.XX±0.02)
X.XX±0.25 (X.XXX±0.010)
- Connector:
MOLEX MINI-FIT Sr™ Header
(MOLEX P/N :42819-4213)

Physical Outline

Case Size : 190.0x76.0x43.5 mm (7.48"x2.99"x1.71")
Case Material : Case: PC; Plate: AL6063



Part Numbering System

B	62	S	R	124	24	A			C	
Form Factor	Input Voltage	Number of Outputs	Product Series	Output Voltage	Output Current	Option Code			Option Fitting	
B-Box	62 – 18V~106V	S – Single	R – Regular	124 – 12.4V	24 – 24A		With Built-in fuse holder	Enable pin	Sealed connector & fuse holder	Connectr Kit
						A	YES	NO	NO	1xhousing+ 4 terminals
						B	YES	NO	YES	
						C	NO	YES	NO	
D	NO	NO	NO							

Model List

Input Voltage Range	Input		Output		EFF @48VIN 100% LOAD
B62SR12424(A B C D)	18V~106V	14A	12.4V	24A	88%

CONTACT: www.deltaww.com/dcdc

USA:

Telephone:
 East Coast: 978-656-3993
 West Coast: 510-668-5100
 Fax: (978) 656 3964
 Email: DCDC@delta-corp.com

Europe:

Phone: +31-20-655-0967
 Fax: +31-20-655-0999
 Email: DCDC@delta-es.com

Asia & the rest of world:

Telephone: +886 3 4526107
 ext 6220~6224
 Fax: +886 3 4513485
 Email: DCDC@delta.com.tw

WARRANTY

Delta offers a two (2) years limited warranty. Complete warranty information is listed on our web site or is available upon request from Delta.

Information furnished by Delta is believed to be accurate and reliable. However, no responsibility is assumed by Delta for its use, nor for any infringements of patents or other rights of third parties, which may result from its use. No license is granted by implication or otherwise under any patent or patent rights of Delta. Delta reserves the right to revise these specifications at any time, without notice.

Mouser Electronics

Authorized Distributor

Click to View Pricing, Inventory, Delivery & Lifecycle Information:

[Delta:](#)

[B62SR12424A](#)