

PRODUCT NUMBER
76382-YXXLF

PLATING

WHEN REQUIRED, ADD SUFFIX LETTER "LF"
INDICATES THE PRODUCT IS RoHS
COMPATIBLE, SEE NOTE 7

NUMBER OF POSITIONS : 02 TO 36

3=0.76μm GOLD/GXT ON CONTACT AREA
3.81μm TIN-LEAD ON TAIL

4=3.81μm TIN-LEAD ON CONTACT AREA
AND ON TAIL

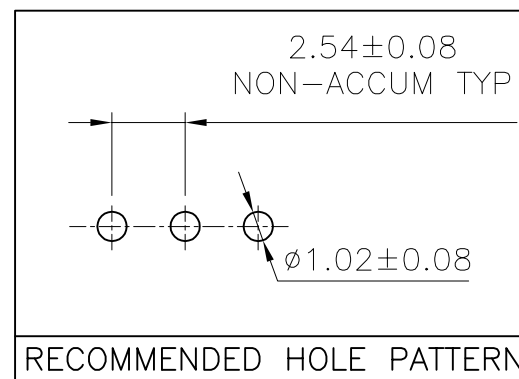
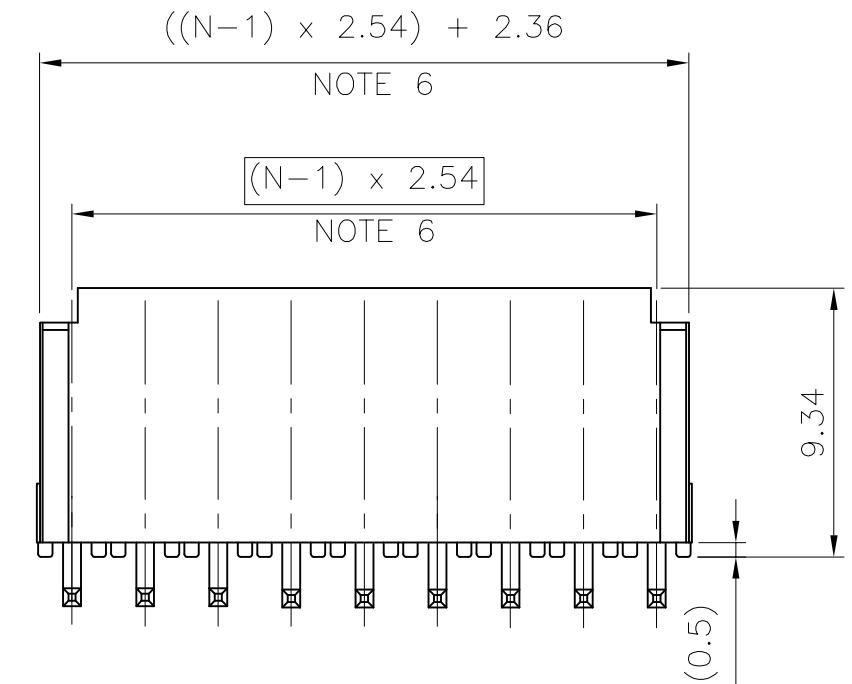
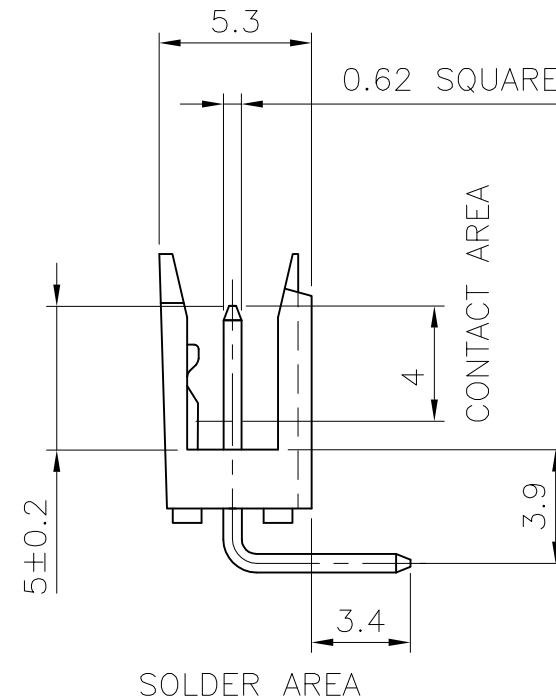
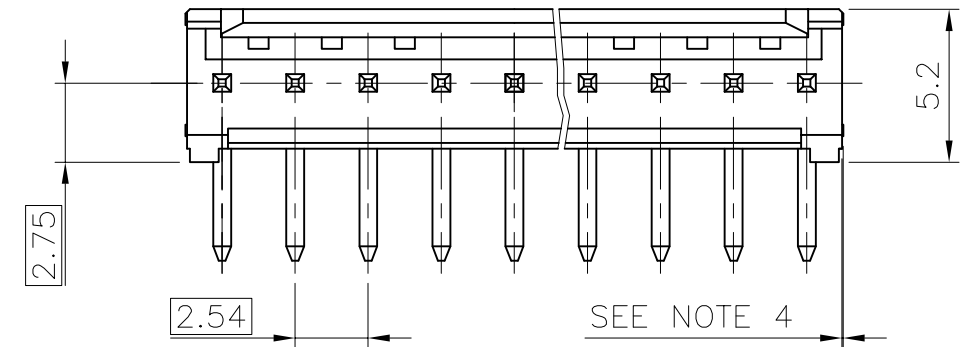
WHEN "LF" IS REQUIRED, 2μm MIN
MATTE TIN OVER 1.27μm MIN NICKEL
IS PROVIDED INSTEAD OF TIN-LEAD

NOTES:

1. BODY MATERIAL: POLYESTER 30% GLASSFILLED COLOR BLUE, FLAME RETARDANT PER UL-94 V0.
2. CONTACT MATERIAL: PHOSPHOR BRONZE.
3. 22N MIN PIN RETENTION IN EITHER DIRECTION
4. 0.6 MAX PROTRUSION PERMITTED AT 4 PLACES
5. PACKAGING :
- POLYBAGS FROM 02 TO 06 POSITIONS
- TUBE FROM 07 TO 36 POSITIONS
6. TO DETERMINE DIMENSIONS :
N = NUMBER OF POSITIONS PER ROW
EXAMPLE : 8 POS $N \times 2.54 = 20.32\text{mm}$
7. RoHS COMPATIBLE PRODUCT SPECIFICATIONS

- a - PLATING:
- "LF" MEANS THE PRODUCT IS LEAD-FREE,
2μm MINIMUM MATTE TIN OVER 1.27μm
MINIMUM NICKEL UNDERPLATE.
- b - MANUFACTURING PROCESS COMPATIBILITY
- THE HOUSING WILL WITHSTAND EXPOSURE TO
245°C ±5°C SOLDER BATH TEMPERATURE FOR
5 SECONDS IN A WAVE SOLDER APPLICATION
WITH A 1.6mm MIN THICK CIRCUIT BOARD.
- c - LABELING:
- MEETS PACKAGING SPECS AS PER GS-14-920
- d - LEGAL STATEMENT: SEE GS-22-008

TOP VIEW



mat'l. code SEE NOTE				surface ISO 1302	tolerance ISO 406 ISO 1101	projection	product family DUBOX
ltr	ecn no	dr	date	tolerances unless otherwise specified		mm	title SHR. HEADER RA SR TMT
J	F90331	DLE	99.05.07	angles	.X ±0.3		
K	F10120	DLE	01.01.24	linear	.XX ±0.15		
L	F05-0117	LMU	05.01.27		.XXX ±0.05	scale 5:1	
M	F05-0244	JCO	05.09.06	dr	D.LE	01.01.24	dwg no
N	F06-0228	LMU	06.07.11	enr	JM.C	01.01.24	sheet 1 of 1
P	F08-0147	YOV	08.04.14	chr	JM.C	01.01.24	size A3
				appd	JF.N	01.01.24	type CUSTOMER Drawing
sheet index	revision sheet						