

Types 380L, 382L, 380LX & 382LX, 85 °C High-Capacitance Snap-In

Types 380L/LX & 4-pin Mount 382LX (85 °C)



The excellent value of Type 380L/LX capacitors finds application in switching power supply input and output circuits and even motor drives where the high surface area of multiple units in parallel approaches the ripple capability of our Type 520C computer-grade capacitor. Type 380LX delivers more capacitance per can size while Type 380L gives lower ESR for the same capacitance rating. Type 382L gives the choice of 4 or 5 leads for stable, reverse proof mounting. 382LX is available with 4 pins.

Highlights

- w Latest available ratings, worldwide
- w Top performance in power supplies and motor drives
- w Big selection of 46 case sizes
- w 2, 4 and 5 leads available

Specifications

- Operating Temperature:** -40 °C to 85 °C up to 300 V, -25 °C to 85 °C ≥ 315 V
- Rated Voltage:** 16 Vdc to 500 Vdc
- Capacitance:** 33 μF to 270,000 μF ±20%
- Leakage Current:** ≤ 3√CV μA at 5 min.

Ripple Current Multipliers:

Ambient Temperature

45 °C	60 °C	70 °C	85 °C
1.5	1.4	1.3	1.0

Frequency

	60 Hz	120 Hz	500 Hz	1 kHz	10 kHz & up
16-100 Vdc	0.95	1.00	1.05	1.08	1.15
160-450 Vdc	0.80	1.00	1.20	1.25	1.40

EIA Ripple Life:

3,000 h @ full load at +85 °C per EIA IS-749
 Δ Capacitance ±20%
 ESR 150% of limit
 DCL 100% of limit

Shelf Life:

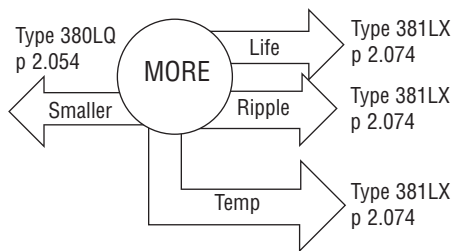
1000 h @ 85 °C, capacitance, ESR and DCL, initial requirements

Vibration:

10 to 55 Hz, 0.06" and 10 g max, 2 h in each plane

Notice: Type 380L is not for new design. Please substitute Type 380LX.

Aluminum Snap-In Capacitors

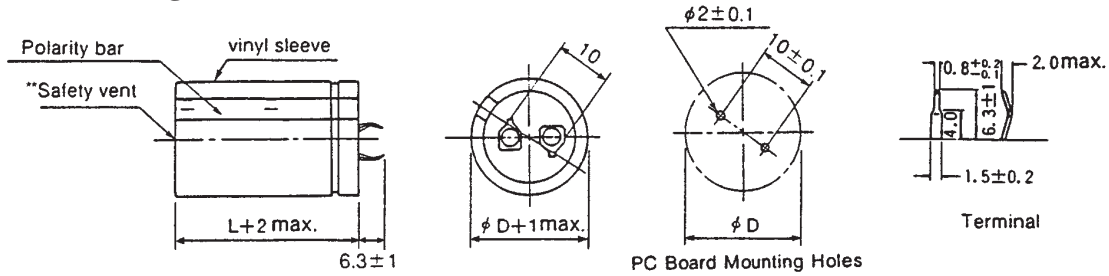


Types 380L, 382L, 380LX & 382LX, 85 °C High-Capacitance Snap-In

Outline Drawings

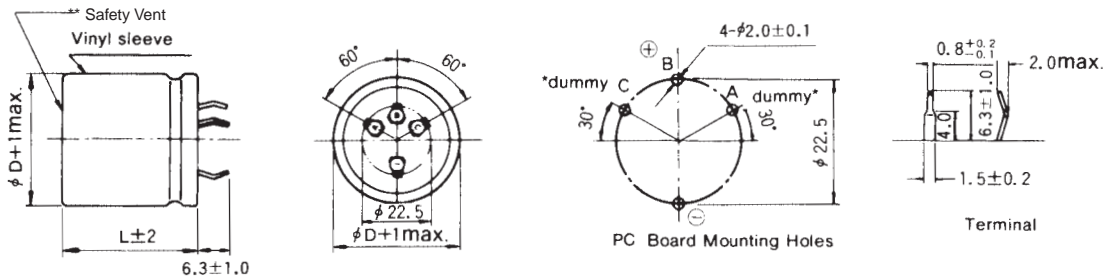
Two Pins

380L/LX (20 through 40 mm diameter)



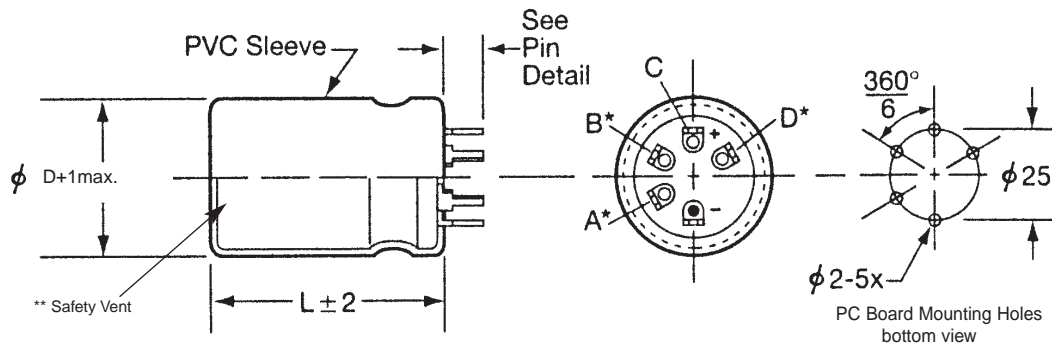
Four Pins

382L/LX (35 and 40 mm diameter)

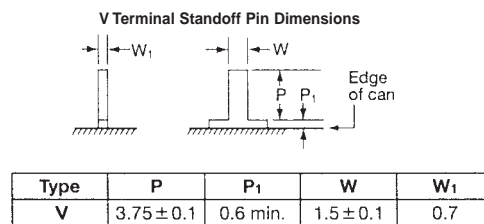


Five Pins

382L (40 and 50 mm diameter)



Terminal	Connection	
	40 mm Dia.	50 mm Dia.
A	dummy	negative (-)
B	dummy	dummy
C	positive (+)	positive (+)
D	dummy	positive (+)
-	negative (-)	negative (-)



Notes:

* Use dummy terminals for mechanical support only. Make no electrical connection because they resistively connect through the electrolyte to the negative terminal.

** Safety Vent may be on the bottom or on the side of the can.

Types 380L, 382L, 380LX & 382LX, 85 °C High-Capacitance Snap-In


Insulated Case Dimensions

Case Code	DIAMETER "D"		LENGTH "L"		Typical Weight (grams)
	mm	inches	mm	inches	
G01	20	0.79	25	0.98	14
G02	20	0.79	30	1.18	17
G03	20	0.79	35	1.38	19
G04	20	0.79	40	1.57	21
H20	22	0.87	20	0.79	14
H01	22	0.87	25	0.98	16
H02	22	0.87	30	1.18	19
H03	22	0.87	35	1.38	22
H04	22	0.87	40	1.57	24
H45	22	0.87	45	1.77	28
H05	22	0.87	50	1.97	31
J20	25	0.98	20	0.79	16
J01	25	0.98	25	0.98	20
J02	25	0.98	30	1.18	24
J03	25	0.98	35	1.38	27
J04	25	0.98	40	1.57	31
J45	25	0.98	45	1.77	35
J05	25	0.98	50	1.97	38
K20	30	1.18	20	0.79	25
K01	30	1.18	25	0.98	30
K02	30	1.18	30	1.18	35
K03	30	1.18	35	1.38	40
K04	30	1.18	40	1.57	44
K45	30	1.18	45	1.77	48
K05	30	1.18	50	1.97	53

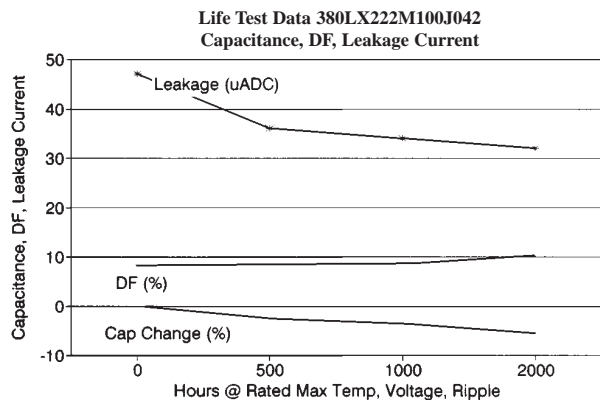
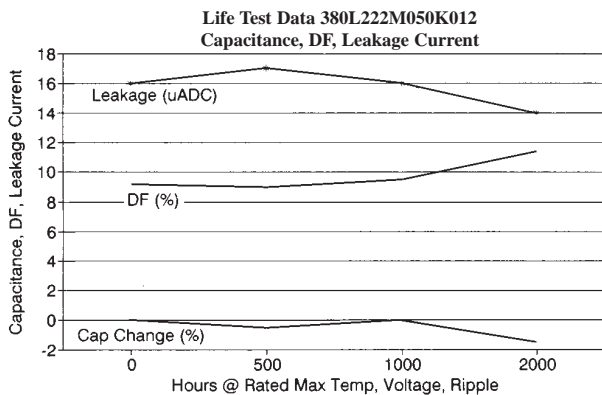
Case Code	DIAMETER "D"		LENGTH "L"		Typical Weight (grams)
	mm	inches	mm	inches	
A20	35	1.38	20	0.79	35
A01	35	1.38	25	0.98	42
A02	35	1.38	30	1.18	48
A03	35	1.38	35	1.38	54
A04	35	1.38	40	1.57	62
A45	35	1.38	45	1.77	67
A05	35	1.38	50	1.97	74
A06	35	1.38	63	2.48	88
A07	35	1.38	70	2.76	98
A08	35	1.38	80	3.15	112
A10	35	1.38	105	4.13	144
N04	40	1.57	40	1.57	82
N05	40	1.57	50	1.97	105
N06	40	1.57	63	2.48	130
N08	40	1.57	80	3.15	185
N10	40	1.57	105	4.13	265
B05	50	1.97	50	1.97	136
B06	50	1.97	63	2.48	168
B08	50	1.97	80	3.15	239
B09	50	1.97	92	3.62	241
B10	50	1.97	105	4.13	325

Aluminum Snap-In Capacitors

Part Numbering System

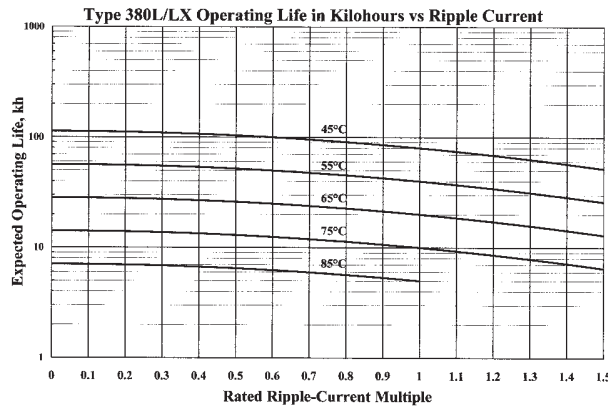
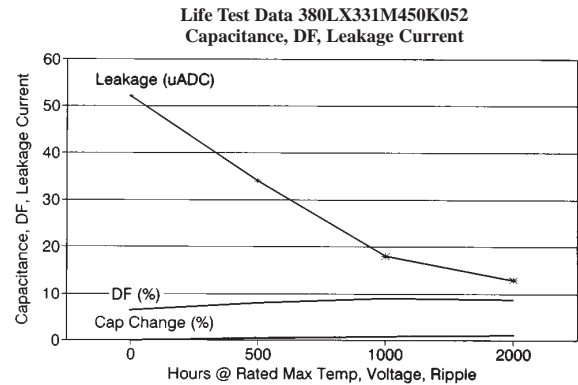
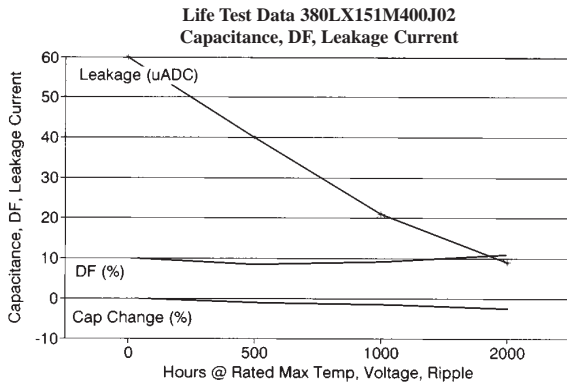


Typical Performance Curves



Types 380L, 382L, 380LX & 382LX, 85 °C High-Capacitance Snap-In

Typical Performance Curves



Aluminum Snap-In Capacitors

Ratings

Cap. μ F	Catalog Number	Max. ESR Ω @ 25 °C	Ripple Amps Max. @ 85 °C	Nominal Size DxL (mm)
16 Vdc (20 Vdc Surge)				
4700	380L472M016H012	0.099	0.075	1.60 1.80 22x25
4700	380LX472M016H202	0.141	0.107	1.60 1.80 22x20
6800	380L682M016H022	0.068	0.051	1.80 2.10 22x30
6800	380L682M016J012	0.068	0.051	1.80 2.10 25x25
6800	380LX682M016G012	0.098	0.074	3.20 3.70 20x25
6800	380LX682M016J202	0.098	0.074	1.80 2.10 25x20
8200	380LX822M016G022	0.081	0.061	3.50 4.00 20x30
10000	380L103M016H042	0.046	0.035	2.40 2.80 22x40
10000	380L103M016J022	0.046	0.035	2.40 2.80 25x30
10000	380L103M016K012	0.046	0.035	2.40 2.80 30x25
10000	380LX103M016G032	0.066	0.050	3.80 4.40 20x35
10000	380LX103M016H022	0.066	0.050	3.80 4.30 22x30
10000	380LX103M016J012	0.066	0.050	3.80 4.30 25x25
10000	380LX103M016K202	0.066	0.050	2.40 2.80 30x20
12000	380LX123M016G032	0.055	0.042	4.50 5.20 20x35
12000	380LX123M016H022	0.055	0.042	4.50 5.20 22x30
12000	380LX123M016J012	0.055	0.042	4.50 5.20 25x25
15000	380L153M016H052	0.031	0.023	3.20 3.70 22x50
15000	380L153M016J042	0.031	0.023	3.20 3.70 25x40
15000	380L153M016K022	0.031	0.023	3.20 3.70 30x30
15000	380LX153M016G042	0.044	0.033	5.30 6.10 20x40
15000	380LX153M016H032	0.044	0.033	5.30 6.00 22x35
15000	380LX153M016J022	0.044	0.033	5.30 6.00 25x30
15000	380LX153M016A202	0.044	0.033	3.20 3.70 35x20
18000	380LX183M016H042	0.037	0.028	5.60 6.40 22x40
18000	380LX183M016J022	0.037	0.028	5.60 6.40 25x30
22000	380L223M016J052	0.021	0.016	3.60 4.10 25x50

Cap. μ F	Catalog Number	Max. ESR Ω @ 25 °C	Ripple Amps Max. @ 85 °C	Nominal Size DxL (mm)
16 Vdc (20 Vdc Surge) (cont'd)				
22000	380L223M016K042	0.021	0.016	3.60 4.10 30x40
22000	380L223M016A022	0.021	0.016	3.60 4.10 35x30
22000	380LX223M016H452	0.030	0.023	6.10 7.20 22x45
22000	380LX223M016J032	0.030	0.023	6.10 7.00 25x35
22000	380LX223M016K022	0.030	0.023	6.10 7.00 30x30
27000	380LX273M016J452	0.025	0.019	6.30 7.30 25x45
27000	380LX273M016K032	0.025	0.019	6.30 7.30 30x35
33000	380L333M016K052	0.014	0.011	4.40 5.10 30x50
33000	380L333M016A042	0.014	0.011	4.40 5.10 35x40
33000	380LX333M016J052	0.020	0.015	6.80 7.80 25x50
33000	380LX333M016K042	0.020	0.015	6.80 7.90 30x40
33000	380LX333M016A022	0.020	0.015	6.80 7.90 35x30
39000	380LX393M016K452	0.017	0.013	6.90 7.90 30x45
39000	380LX393M016A032	0.017	0.013	6.90 8.00 35x35
47000	380LX473M016K052	0.018	0.014	7.50 8.60 30x50
47000	380LX473M016A042	0.018	0.014	7.50 8.60 35x40
56000	380LX563M016A452	0.017	0.013	8.70 10.00 35x45
56000	382LX563M016N042	0.022	0.021	6.80 7.90 40x40
68000	380LX683M016A052	0.017	0.013	9.00 10.40 35x50
68000	382L683M016N052	0.018	0.010	9.60 10.50 40x50
82000	380LX823M016A062	0.018	0.014	9.90 11.40 35x63
82000	382LX823M016N052	0.019	0.014	10.30 11.80 40x50
100000	380LX104M016A082	0.019	0.010	11.00 12.70 35x80
100000	382LX104M016N062	0.020	0.015	11.40 13.00 40x63
120000	380LX124M016A102	0.014	0.013	12.81 14.73 35x105
120000	382LX124M016B052V	0.014	0.013	13.17 15.15 50x50
120000	382LX124M016N082	0.018	0.014	12.40 14.30 40x80

Types 380L, 382L, 380LX & 382LX, 85 °C High-Capacitance Snap-In

Cap. μ F	Catalog Number	Max. ESR Ω @ 25 °C		Ripple Amps Max. @ 85 °C		Nominal Size DxDL (mm)
		120 Hz	20 kHz	120 Hz	20 kHz	
16 Vdc (20 Vdc Surge) (cont'd)						
150000	382LX154M016B062V	0.012	0.011	14.40	16.56	50x63
180000	382LX184M016B082V	0.011	0.010	15.69	18.04	50x80
180000	382LX184M016N102	0.013	0.012	14.85	17.08	40x105
220000	382LX224M016B092V	0.010	0.009	16.73	19.24	50x92
270000	382LX274M016B102V	0.009	0.008	17.79	20.46	50x105
25 Vdc (32 Vdc Surge)						
3300	380L332M025H012	0.121	0.091	1.60	1.80	22x25
3300	380LX332M025H202	0.161	0.122	1.60	1.80	22x20
4700	380L472M025H022	0.085	0.064	1.80	2.10	22x30
4700	380L472M025J012	0.085	0.064	1.80	2.10	25x25
4700	380L472M025G012	0.113	0.085	3.10	3.50	20x25
4700	380LX472M025J202	0.113	0.085	1.80	2.10	25x20
5600	380LX562M025G022	0.095	0.072	3.40	3.90	20x30
6800	380L682M025H042	0.059	0.045	2.30	2.60	22x40
6800	380L682M025J022	0.059	0.045	2.30	2.60	25x30
6800	380L682M025K012	0.059	0.045	2.30	2.60	30x25
6800	380LX682M025G032	0.078	0.059	3.50	4.00	20x35
6800	380LX682M025H022	0.078	0.059	3.50	4.00	22x30
6800	380LX682M025J012	0.078	0.059	3.50	4.00	25x25
6800	380LX682M025K202	0.078	0.059	2.30	2.60	30x20
8200	380LX822M025G042	0.065	0.049	3.60	4.10	20x40
8200	380LX822M025H022	0.065	0.049	3.60	4.10	22x30
8200	380LX822M025J012	0.065	0.049	3.60	4.10	25x25
10000	380L103M025H052	0.040	0.030	2.70	3.10	22x50
10000	380L103M025J042	0.040	0.030	2.70	3.10	25x40
10000	380L103M025K022	0.040	0.030	2.70	3.10	30x30
10000	380LX103M025H032	0.053	0.040	3.80	4.30	22x35
10000	380LX103M025J022	0.053	0.040	3.80	4.30	25x30
10000	380LX103M025K012	0.053	0.040	3.80	4.30	30x25
10000	380LX103M025A202	0.053	0.040	2.70	3.10	35x20
12000	380LX123M025H042	0.044	0.033	4.10	4.70	22x40
12000	380LX123M025J032	0.044	0.033	4.10	4.70	25x35
12000	380LX123M025K022	0.044	0.033	4.10	4.70	30x30
15000	380L153M025J052	0.027	0.020	3.40	3.90	25x50
15000	380L153M025K042	0.027	0.020	3.40	3.90	30x40
15000	380L153M025A022	0.027	0.020	3.40	3.90	35x30
15000	380LX153M025H052	0.035	0.026	4.60	5.30	22x50
15000	380LX153M025J042	0.035	0.026	4.60	5.30	25x40
15000	380LX153M025K022	0.035	0.026	4.60	5.30	30x30
18000	380LX183M025J452	0.029	0.022	5.50	6.30	25x45
18000	380LX183M025K032	0.029	0.022	5.50	6.30	30x35
22000	380L223M025K052	0.018	0.014	4.20	4.80	30x50
22000	380L223M025A042	0.018	0.014	4.20	4.80	35x40
22000	380LX223M025J052	0.024	0.018	6.10	7.00	25x50
22000	380LX223M025K042	0.024	0.018	6.10	7.00	30x40
27000	380LX273M025K452	0.020	0.015	6.20	7.10	30x45
27000	380LX273M025A03	0.020	0.015	6.20	7.10	35x35
33000	380LX333M025K052	0.016	0.015	6.80	7.90	30x50
33000	380LX333M025A042	0.016	0.015	6.80	7.90	35x40
33000	382L333M025N042	0.026	0.016	7.30	8.00	40x40
39000	380LX393M025A452	0.016	0.012	7.40	8.50	35x45
39000	382LX393M025N042	0.020	0.018	8.00	9.20	40x40
47000	380LX473M025A052	0.015	0.011	8.00	9.20	35x50
47000	380L473M025A062	0.017	0.009	8.30	9.50	35x63
47000	382L473M025N052	0.019	0.012	8.40	9.70	40x50
56000	380L563M025A072	0.015	0.008	9.10	10.30	35x70
56000	382L563M025N062	0.015	0.009	9.50	10.30	40x63
56000	380LX563M025A062	0.017	0.013	8.60	9.90	35x63
56000	382LX563M025N052	0.018	0.014	9.00	10.30	40x50
68000	380LX683M025A082	0.017	0.013	9.40	10.90	35x80
68000	382LX683M025N062	0.018	0.014	9.80	11.20	40x63
82000	382L823M025N082	0.011	0.007	11.20	11.80	40x80
82000	382LX823M025B052V	0.016	0.015	12.29	14.13	50x50
100000	380LX104M025A102	0.010	0.008	11.97	13.77	35x105
100000	382LX104M025B062V	0.014	0.013	13.45	15.47	50x63

Cap. μ F	Catalog Number	Max. ESR Ω @ 25 °C		Ripple Amps Max. @ 85 °C		Nominal Size DxDL (mm)
		120 Hz	20 kHz	120 Hz	20 kHz	
25 Vdc (32 Vdc Surge) (cont'd)						
100000	382LX104M025N082	0.018	0.014	11.70	13.40	40x80
120000	382LX124M025B082V	0.012	0.011	15.29	17.58	50x80
150000	382LX154M025N102	0.011	0.010	14.07	16.18	40x105
150000	382LX154M025B092V	0.011	0.010	16.01	18.41	50x92
180000	382LX184M025B102V	0.010	0.009	16.89	19.42	50x105
35 Vdc (44 Vdc Surge)						
2200	380L222M035H012	0.151	0.115	1.40	1.60	22x25
2200	380LX222M035H202	0.211	0.160	1.40	1.60	22x20
3300	380L332M035H022	0.100	0.076	1.70	2.00	22x30
3300	380L332M035J012	0.100	0.076	1.70	2.00	25x25
3300	380LX332M035G012	0.141	0.107	2.70	3.10	20x25
3300	380LX332M035J202	0.141	0.107	1.70	2.00	25x20
3900	380LX392M035G022	0.119	0.090	2.90	3.40	20x30
4700	380L472M035H042	0.071	0.054	2.00	2.30	22x40
4700	380L472M035J022	0.071	0.054	2.00	2.30	25x30
4700	380L472M035K012	0.071	0.054	2.00	2.30	30x25
4700	380LX472M035G032	0.099	0.075	3.30	3.70	20x35
4700	380LX472M035H022	0.099	0.075	3.30	3.70	22x30
4700	380LX472M035J012	0.099	0.075	3.30	3.70	25x25
4700	380LX472M035K202	0.099	0.075	2.00	2.30	30x20
5600	380LX562M035G042	0.083	0.063	3.40	3.90	20x40
5600	380LX562M035H022	0.083	0.063	3.40	3.90	22x30
5600	380LX562M035J012	0.083	0.063	3.40	3.90	25x25
6800	380L682M035H052	0.049	0.037	2.40	2.80	22x50
6800	380L682M035J042	0.049	0.037	2.40	2.80	25x40
6800	380L682M035K022	0.049	0.037	2.40	2.80	30x30
6800	380LX682M035H032	0.068	0.051	3.70	4.20	22x35
6800	380LX682M035A202	0.068	0.051	2.40	2.80	35x20
6800	380LX682M035J022	0.069	0.051	3.70	4.20	25x30
8200	380LX822M035H042	0.057	0.043	4.00	4.60	22x40
8200	380LX822M035J032	0.057	0.043	4.00	4.60	25x35
10000	380L103M035J052	0.033	0.025	3.00	3.50	25x50
10000	380L103M035K042	0.033	0.025	3.00	3.50	30x40
10000	380L103M035A022	0.033	0.025	3.00	3.50	35x30
10000	380LX103M035H452	0.046	0.035	4.40	5.10	22x45
10000	380LX103M035J042	0.046	0.035	4.40	5.10	25x40
10000	380LX103M035K022	0.046	0.035	4.40	5.10	30x30
10000	380LX103M035A012	0.046	0.035	4.40	5.10	35x25
12000	380LX123M035J452	0.039	0.029	5.10	5.80	25x45
12000	380LX123M035K032	0.039	0.029	5.10	5.80	30x35
12000	380LX123M035A022	0.039	0.029	5.10	5.80	35x30
15000	380L153M035K052	0.022	0.017	3.70	4.30	30x50
15000	380L153M035A042	0.022	0.017	3.70	4.30	35x40
15000	380LX153M035J052	0.031	0.023	5.60	6.40	25x50
15000	380LX153M035K042	0.031	0.023	5.60	6.40	30x40
15000	380LX153M035A022	0.031	0.023	5.60	6.40	35x30
18000	380LX183M035K452	0.026	0.020	5.70	6.50	30x45
18000	380LX183M035A032	0.026	0.020	5.70	6.50	35x35
22000	380LX223M035K052	0.021	0.016	6.10	7.00	30x50
22000	380LX223M035A042	0.021	0.016	6.10	7.00	35x40
27000	380LX273M035A452	0.017	0.013	6.80	7.90	35x45
27000	382LX273M035N042	0.021	0.017	6.80	7.90	40x40
33000	380LX333M035A052	0.014	0.011	7.20	8.30	35x50
33000	380L333M035A062	0.018	0.009	7.80	8.70	35x63
39000	380LX393M035A062	0.015	0.008	7.90	9.10	35x63
39000	380L393M035A072	0.015	0.008	8.60	9.50	35x70
39000	382LX393M035N052	0.017	0.014	8.00	9.20	40x50
47000	380LX473M035A082	0.015	0.011	9.50	10.90	35x80
47000	382LX473M035N062	0.016	0.013	9.60	11.00	40x63
56000	382LX563M035B052V	0.015	0.012	10.94	12.58	50x50
68000	380LX683M035A102	0.010	0.008	10.62	12.21	35x105
68000	382L683M035N082	0.011	0.007	10.60	11.10	40x80
68000	382LX683M035B062V	0.013	0.011	11.93	13.72	50x63
82000	382LX823M035N102	0.012	0			

Types 380L, 382L, 380LX & 382LX, 85 °C High-Capacitance Snap-In

Cap. μ F	Catalog Number	Max. ESR Ω @ 25 °C		Ripple Amps Max. @ 85 °C		Nominal Size DxD (mm)
		120 Hz	20 kHz	120 Hz	20 kHz	
35 Vdc (44 Vdc Surge) (cont'd)						
100000	382LX104M035B092V	0.011	0.009	13.97	16.07	50x92
120000	382LX124M035B102V	0.010	0.008	14.86	17.09	50x105
50 Vdc (63 Vdc Surge)						
1500	380LX152M050H202	0.177	0.134	1.20	1.40	22x20
1500	380L152M050H012	0.177	0.134	1.20	1.40	22x25
2200	380L222M050H022	0.121	0.092	1.40	1.60	22x30
2200	380L222M050J012	0.121	0.092	1.40	1.60	25x25
2200	380LX222M050G012	0.181	0.137	2.30	2.60	20x25
2200	380LX222M050J202	0.181	0.137	1.40	1.60	25x20
2700	380LX272M050G022	0.147	0.111	2.50	2.90	20x30
3300	380L332M050H042	0.080	0.061	1.70	2.00	22x40
3300	380L332M050J022	0.080	0.061	1.70	2.00	25x30
3300	380L332M050K012	0.080	0.061	1.70	2.00	30x25
3300	380LX332M050G032	0.121	0.092	2.70	3.10	20x35
3300	380LX332M050H022	0.121	0.092	2.70	3.10	22x30
3300	380LX332M050J012	0.121	0.092	2.70	3.10	25x25
3300	380LX332M050K202	0.121	0.092	1.70	2.00	30x20
3900	380LX392M050G042	0.102	0.077	2.80	3.20	20x40
3900	380LX392M050H022	0.102	0.077	2.80	3.20	22x30
3900	380LX392M050J012	0.102	0.077	2.80	3.20	25x25
4700	380L472M050H052	0.056	0.042	2.10	2.40	22x50
4700	380L472M050J042	0.056	0.042	2.10	2.40	25x40
4700	380L472M050K022	0.056	0.042	2.10	2.40	30x30
4700	380LX472M050H032	0.085	0.064	3.00	3.50	22x35
4700	380LX472M050J022	0.085	0.064	3.00	3.50	25x30
4700	380LX472M050K012	0.085	0.064	3.00	3.50	30x25
4700	380LX472M050A202	0.085	0.064	2.10	2.40	35x20
5600	380LX562M050H042	0.071	0.054	3.40	3.90	22x40
5600	380LX562M050J032	0.071	0.054	3.40	3.90	25x35
5600	380LX562M050K022	0.071	0.054	3.40	3.90	30x30
6800	380L682M050J052	0.039	0.030	2.60	3.00	25x50
6800	380L682M050K042	0.039	0.030	2.60	3.00	30x40
6800	380L682M050A022	0.039	0.030	2.60	3.00	35x30
6800	380LX682M050H052	0.059	0.045	3.90	4.40	22x50
6800	380LX682M050J042	0.059	0.045	3.90	4.40	25x40
6800	380LX682M050K022	0.059	0.045	3.90	4.40	30x30
8200	380LX822M050J452	0.049	0.037	4.40	5.10	25x45
8200	380LX822M050K032	0.049	0.037	4.40	5.10	30x35
10000	380L103M050K052	0.027	0.020	3.40	3.90	30x50
10000	380L103M050A042	0.027	0.020	3.40	3.90	35x40
10000	380LX103M050J052	0.040	0.030	5.00	5.70	25x50
10000	380LX103M050K042	0.040	0.030	5.00	5.70	30x40
10000	380LX103M050A022	0.040	0.030	5.00	5.70	35x30
12000	380LX123M050K452	0.033	0.025	5.60	6.40	30x45
12000	380LX123M050A032	0.033	0.025	5.60	6.40	35x35
15000	380LX153M050K052	0.027	0.020	6.40	7.40	30x50
15000	380LX153M050A042	0.027	0.020	6.40	7.40	35x40
15000	382L153M050N042	0.028	0.017	6.80	7.20	40x40
18000	380L183M050A062	0.018	0.010	7.80	8.70	35x63
18000	380LX183M050A452	0.022	0.017	6.90	7.90	35x45
18000	382LX183M050N042	0.023	0.017	6.94	7.98	40x40
22000	380L223M050A072	0.015	0.008	8.60	9.50	35x70
22000	380LX223M050A052	0.018	0.014	7.60	8.70	35x50
22000	382L223M050N052	0.020	0.012	7.90	8.40	40x50
27000	380L273M050A082	0.013	0.008	9.30	10.10	35x80
27000	382L273M050N062	0.016	0.009	9.00	9.60	40x63
27000	380LX273M050A062	0.018	0.013	8.30	9.60	35x63
27000	382LX273M050N052	0.021	0.016	8.10	9.30	40x50
33000	380LX273M050A082	0.013	0.010	9.20	10.60	35x80
33000	382LX273M050N062	0.018	0.014	8.90	10.20	35x80
33000	382LX333M050B052V	0.018	0.014	10.48	12.05	50x50
39000	382L393M050N082	0.012	0.007	10.70	11.10	40x80
47000	382LX473M050B062V	0.013	0.010	11.54	13.27	50x63
47000	380LX473M050A102	0.014	0.011	10.27	11.81	35x105
56000	382LX563M050N102	0.012	0.009	11.47	13.19	40x105

Cap. μ F	Catalog Number	Max. ESR Ω @ 25 °C		Ripple Amps Max. @ 85 °C		Nominal Size DxD (mm)
		120 Hz	20 kHz	120 Hz	20 kHz	
50 Vdc (63 Vdc Surge) (cont'd)						
56000	382LX563M050B082V	0.012	0.009	12.46	14.33	50x80
68000	382LX683M050B092V	0.011	0.009	13.17	15.15	50x92
82000	382LX823M050B102V	0.011	0.008	13.87	15.95	50x105
63 Vdc (79 Vdc Surge)						
1000	380L102M063H012	0.265	0.200	1.20	1.40	22x25
1000	380LX102M036H202	0.332	0.251	1.20	1.40	22x20
1500	380L152M063H022	0.177	0.134	1.30	1.50	22x30
1500	380L152M063J012	0.177	0.134	1.30	1.50	25x25
1500	380LX152M063J202	0.221	0.167	1.30	1.50	25x20
2200	380L222M063H042	0.121	0.092	1.50	1.70	22x40
2200	380L222M063J022	0.121	0.092	1.50	1.70	25x30
2200	380L222M063K012	0.121	0.092	1.50	1.70	30x25
2200	380LX222M063G032	0.151	0.114	2.50	2.90	20x35
2200	380LX222M063H022	0.151	0.114	2.50	2.90	22x30
2200	380LX222M063J012	0.151	0.114	2.50	2.90	25x25
2200	380LX222M063K202	0.151	0.114	1.50	1.70	30x20
2700	380LX272M063G042	0.123	0.093	3.70	4.30	20x40
2700	380LX272M063H032	0.123	0.093	3.70	4.30	22x35
2700	380LX272M063J022	0.123	0.093	3.70	4.30	25x30
3300	380L332M063H052	0.080	0.061	1.90	2.20	22x50
3300	380L332M063J042	0.080	0.061	1.90	2.20	25x40
3300	380L332M063K022	0.080	0.061	1.90	2.20	30x30
3300	380LX332M063H042	0.100	0.076	4.10	4.70	22x40
3300	380LX332M063J022	0.100	0.076	4.10	4.70	25x30
3300	380LX332M063K012	0.100	0.076	4.10	4.70	30x25
3300	380LX332M063A202	0.100	0.076	1.70	2.00	35x20
3900	380LX392M063H452	0.085	0.064	4.40	5.10	22x45
3900	380LX392M063J032	0.085	0.064	4.40	5.10	25x35
3900	380LX392M063K022	0.085	0.064	4.40	5.10	30x30
4700	380L472M063J052	0.056	0.042	2.30	2.60	25x50
4700	380L472M063K042	0.056	0.042	2.30	2.60	30x40
4700	380L472M063A022	0.056	0.042	2.30	2.60	35x30
4700	380LX472M063H052	0.071	0.054	4.90	5.60	22x50
4700	380LX472M063J042	0.071	0.054	4.90	5.60	25x40
4700	380LX472M063K022	0.071	0.054	4.90	5.60	30x30
4700	380LX472M063A012	0.071	0.054	4.90	5.60	35x25
5600	380LX562M063A022	0.047	0.045	5.40	6.20	35x30
5600	380LX562M063J452	0.059	0.045	5.40	6.20	25x45
5600	380LX562M063K032	0.059	0.045	5.40	6.20	30x35
6800	380L682M063K052	0.039	0.029	3.00	3.50	30x50
6800	380L682M063A042	0.039	0.029	3.00	3.50	35x40
6800	380LX682M063J052	0.049	0.037	5.80	6.70	25x50
6800	380LX682M063K042	0.049	0.037	5.80	6.70	30x40
6800	380LX682M063A022	0.049	0.037	5.80	6.70	35x30
8200	380LX822M063K452	0.040	0.030	6.00	6.90	30x45
8200	380LX822M063A032	0.040	0.030	6.00	6.90	35x35
10000	382L103M063N042	0.028	0.017	6.60	7.20	40x40
10000	380LX103M063A042	0.033	0.025	6.50	7.50	35x40
12000	380L123M063A062	0.019	0.010	7.70	8.60	35x63
12000	380L123M063A052	0.028	0.021	7.20	8.30	35x50
12000	382LX123M063N042	0.035	0.028	7.15	8.22	40x40
15000	380L153M063A072	0.016	0.009	8.50	9.40	35x70
15000	382L153M063N052	0.020	0.012	7.90	8.40	40x50
15000	380LX153M063A062	0.028	0.021	7.70	8.90	35x63
18000	382LX183M063N062	0.028	0.022	9.25	10.60	40x63
18000	380LX183M063A082	0.023	0.012	9.40	10.80	35x80
27000	382LX273M063N082	0.018	0.015	10.00	11.50	40x80
27000	380LX273M063A102	0.015	0.012	10.38	11.94	35x105
27000	382LX273M063B052V	0.018	0.015	10.86	12.49	50x50
33000	382LX333M063N102	0.015	0.012	11.76	13.52	40x105
33000	382LX333M063B062V	0.017	0.013	11.57	13.42	50x63
47000	382LX473M063B082V	0.013	0.010	12.78	14.70	50x80
51000	382LX513M063B092V	0.012	0.010	13.34	15.34	50x92
56000	382LX563M063B102V	0.012	0.009	13.93	16.02	50x105

Types 380L, 382L, 380LX & 382LX, 85 °C High-Capacitance Snap-In

Cap. μ F	Catalog Number	Max. ESR Ω @ 25 °C		Ripple Amps Max. @ 85 °C		Nominal Size D \times L (mm)
		120 Hz	20 kHz	120 Hz	20 kHz	
80 Vdc (100 Vdc Surge)						
680	380L681M080H012	0.293	0.222	1.00	1.20	22x25
680	380LX681M080H202	0.390	0.295	1.00	1.20	22x20
1000	380L102M080H022	0.199	0.151	1.20	1.40	22x30
1000	380L102M080J012	0.199	0.151	1.20	1.40	25x25
1000	380LX102M080J202	0.265	0.200	1.20	1.40	25x20
1500	380L152M080H042	0.133	0.101	1.40	1.60	22x40
1500	380L152M080J022	0.133	0.101	1.40	1.60	25x30
1500	380L152M080K012	0.133	0.101	1.40	1.60	30x25
1500	380LX152M080G032	0.177	0.134	2.30	2.60	20x35
1500	380LX152M080H022	0.177	0.134	2.30	2.60	22x30
1500	380LX152M080J012	0.177	0.134	2.30	2.60	25x25
1500	380LX152M080K202	0.177	0.134	1.40	1.60	30x20
1800	380LX182M080G042	0.147	0.109	2.50	2.90	20x40
1800	380LX182M080H032	0.147	0.109	2.50	2.90	22x35
1800	380LX182M080J022	0.147	0.109	2.50	2.90	25x30
2200	380L222M080H052	0.090	0.068	1.70	2.00	22x50
2200	380L222M080J042	0.090	0.068	1.70	2.00	25x40
2200	380L222M080K022	0.090	0.068	1.70	2.00	30x30
2200	380LX222M080H042	0.121	0.092	2.70	3.10	22x40
2200	380LX222M080J022	0.121	0.092	2.70	3.10	25x30
2200	380LX222M080K012	0.121	0.092	2.70	3.10	30x25
2200	380LX222M080A202	0.121	0.092	1.70	2.00	35x20
2700	380LX272M080H452	0.098	0.056	2.80	3.20	22x45
2700	380LX272M080J032	0.098	0.056	2.80	3.20	25x35
2700	380LX272M080K022	0.098	0.056	2.80	3.20	30x30
3300	380L332M080J052	0.060	0.045	2.10	2.40	25x50
3300	380L332M080K042	0.060	0.045	2.10	2.40	30x40
3300	380L332M080A022	0.060	0.045	2.10	2.40	35x30
3300	380LX332M080H052	0.080	0.061	3.20	3.70	22x50
3300	380LX332M080J042	0.080	0.061	3.20	3.70	25x40
3300	380LX332M080K022	0.080	0.061	3.20	3.70	30x30
3900	380LX392M080J452	0.068	0.052	3.60	4.10	25x45
3900	380LX392M080K032	0.068	0.052	3.60	4.10	30x35
4700	380L472M080K052	0.042	0.032	2.60	3.00	30x50
4700	380L472M080A042	0.042	0.032	2.60	3.00	35x40
4700	380LX472M080J052	0.056	0.042	4.10	4.70	25x50
4700	380LX472M080K042	0.056	0.042	4.10	4.70	30x40
5600	380LX562M080K452	0.047	0.036	4.60	5.20	30x45
5600	380LX562M080A032	0.047	0.036	4.60	5.20	35x35
6800	380LX682M080K052	0.039	0.029	5.20	5.90	30x50
6800	380LX682M080A042	0.039	0.029	5.20	5.90	35x40
8200	380LX822M080A052	0.032	0.024	5.80	6.70	35x50
8200	382LX822M080N042	0.038	0.029	5.83	6.70	40x40
10000	380LX103M080A062	0.033	0.025	6.40	7.34	35x63
12000	380L123M080A072	0.020	0.012	8.10	9.00	35x70
12000	382L123M080N052	0.025	0.016	7.50	8.00	40x50
15000	380L153M080A082	0.017	0.010	8.80	9.60	35x80
15000	382L153M080N062	0.020	0.013	8.50	9.20	40x63
18000	382L183M080N082	0.014	0.009	10.30	10.80	40x80
18000	382LX183M080B052V	0.023	0.017	10.00	11.50	50x50
22000	380LX223M080A102	0.015	0.011	9.86	11.34	35x105
22000	382LX223M080B062V	0.019	0.014	11.08	12.74	50x63
27000	382LX273M080N102	0.015	0.012	11.35	13.05	40x105
27000	382LX273M080B082V	0.015	0.012	12.33	14.18	50x80
33000	382LX333M080B092V	0.014	0.010	13.37	15.38	50x92
39000	382LX393M080B102V	0.013	0.010	14.34	16.49	50x105
100 Vdc (125 Vdc Surge)						
470	380L471M100H012	0.423	0.320	1.60	1.90	22x25
470	380LX471M100H202	0.564	0.426	1.00	1.20	22x20
680	380L681M100H022	0.293	0.222	1.80	2.10	22x30
680	380L681M100J012	0.293	0.222	1.80	2.10	25x25
680	380LX681M100J202	0.390	0.295	1.10	1.30	25x20
1000	380L102M100H042	0.199	0.151	2.50	2.80	22x40
1000	380L102M100J022	0.199	0.151	2.30	2.70	25x30

Cap. μ F	Catalog Number	Max. ESR Ω @ 25 °C		Ripple Amps Max. @ 85 °C		Nominal Size D \times L (mm)
		120 Hz	20 kHz	120 Hz	20 kHz	
100 Vdc (125 Vdc Surge) (cont'd)						
1000	380L102M100K012	0.199	0.151	2.40	2.80	30x25
1000	380LX102M100G032	0.265	0.200	2.00	2.30	20x35
1000	380LX102M100H022	0.265	0.200	2.00	2.30	22x30
1000	380LX102M100J012	0.265	0.200	2.00	2.30	25x25
1000	380LX102M100K202	0.265	0.200	1.20	1.40	30x20
1200	380LX122M100G042	0.221	0.167	2.30	2.70	20x40
1200	380LX122M100H032	0.221	0.167	2.30	2.70	22x35
1200	380LX122M100J022	0.221	0.167	2.30	2.70	25x30
1500	380L152M100H052	0.133	0.101	3.30	3.80	22x50
1500	380L152M100J042	0.133	0.101	3.20	3.70	25x40
1500	380L152M100K022	0.133	0.101	3.20	3.70	30x30
1500	380LX152M100H042	0.177	0.134	2.60	3.00	22x40
1500	380LX152M100J022	0.177	0.134	2.60	3.00	25x30
1500	380LX152M100K012	0.177	0.134	2.60	3.00	30x25
1500	380LX152M100A202	0.177	0.134	1.50	1.70	35x20
1800	380LX182M100H452	0.147	0.109	2.80	3.30	22x45
1800	380LX182M100J032	0.147	0.109	2.80	3.30	25x35
1800	380LX182M100K022	0.147	0.109	2.80	3.30	30x30
2200	380L222M100J052	0.090	0.068	4.30	5.00	25x50
2200	380L222M100K042	0.090	0.068	4.40	5.00	30x40
2200	380L222M100A022	0.090	0.068	4.30	4.90	35x30
2200	380LX222M100H052	0.121	0.092	3.10	3.60	22x50
2200	380LX222M100J042	0.121	0.092	3.10	3.60	25x40
2200	380LX222M100K022	0.121	0.092	3.10	3.60	30x30
2200	380LX222M100A012	0.121	0.078	3.14	3.61	35x25
2700	380LX272M100J452	0.098	0.074	3.70	4.30	25x45
2700	380LX272M100K032	0.098	0.074	3.70	4.30	30x35
2700	380LX272M100A022	0.104	0.068	3.71	4.27	35x30
3300	380L332M100K052	0.060	0.045	5.90	6.80	30x50
3300	380L332M100A042	0.060	0.045	5.90	6.70	35x40
3300	380LX332M100J052	0.080	0.061	4.10	4.70	25x50
3300	380LX332M100K042	0.080	0.061	4.10	4.70	30x40
3900	380LX392M100K452	0.068	0.052	4.50	5.20	30x45
3900	380LX392M100A032	0.068	0.052	4.50	5.20	35x35
4700	380LX472M100K052	0.056	0.042	5.10	5.90	30x50
4700	380LX472M100A042	0.056	0.042	5.10	5.90	35x40
5600	382LX562M100N042	0.036	0.023	6.20	6.70	40x40
5600	380LX562M100A452	0.047	0.036	5.80	6.70	35x45
6800	380L682M100A062	0.024	0.014	7.20	8.10	35x63
6800	382L682M100N052	0.026	0.017	7.40	7.90	40x50
6800	380LX682M100A052	0.039	0.029	6.60	7.60	35x50
8200	380L822M100A072	0.021	0.012	8.00	8.90	35x70
8200	382L822M100N062	0.021	0.013	8.40	9.10	40x63
8200	380LX822M100A062	0.040	0.030	7.00	8.10	35x63
8200	382LX822M100N052	0.040	0.030	7.30	8.40	40x63
10000	380LX103M100A082	0.018	0.010	8.70	9.60	35x80
10000	382LX103M100N062	0.033	0.025	8.00	9.20	40x63
10000	382LX103M100B052V	0.033	0.025	8.82	10.14	50x50
12000	382LX123M100N082	0.028	0.021	8.65	10.00	40x80
12000	380LX123M100A102	0.028	0.021	8.57	9.86	35x105
15000	382LX153M100N102	0.022	0.017	10.12	11.64	40x105
15000	382LX153M100B062V	0.022	0.017	10.07	11.58	50x63
18000	382LX183M100B082V	0.018	0.014	11.00	12.65	50x80
22000	382LX223M100B092V	0.015	0.011	11.76	13.52	50x92
27000	382LX273M100B102V	0.014	0.010	12.53	14.41	50x105
160 Vdc (200 Vdc Surge)						
180	380L181M160H012	1.105	0.564	1.10	1.50	22x25
220	380LX221M160H202	0.904	0.461	0.80	1.10	22x20
270	380L271M160H022	0.737	0.376	1.40	1.90	22x30
270	380LX271M160J202	0.737	0.376	0.90	1.20	25x20
270	380L127M160J012	0.737	0.376	1.40	1.90	25x25
330	380LX331M160G022	0.603	0.308	1.50	2.00	20x30
330	380LX331M160H012	0.603	0.308	1.50	2.00	22x25
390	380LX391M160H012	0.468	0.234	1.62	2.27	22x25

Aluminum Snap-In Capacitors

Types 380L, 382L, 380LX & 382LX, 85 °C High-Capacitance Snap-In

Cap. μ F	Catalog Number	Max. ESR Ω @ 25 °C		Ripple Amps Max. @ 85 °C		Nominal Size DxDL (mm)
		120 Hz	20 kHz	120 Hz	20 kHz	
160 Vdc (200 Vdc Surge) (cont'd)						
390	380LX391M160G032	0.510	0.260	1.60	2.30	20x35
390	380LX391M160H022	0.510	0.260	1.60	2.30	22x30
390	380L391M160H042	0.510	0.260	1.80	2.60	22x40
390	380LX391M160J012	0.510	0.260	1.60	2.30	25x25
390	380L391M160J022	0.510	0.260	1.80	2.60	25x30
390	380LX391M160K202	0.510	0.260	1.10	1.50	30x20
390	380L391M160K012	0.510	0.260	1.80	2.60	30x25
470	380LX471M160H022	0.423	0.216	2.10	3.00	22x30
470	380LX471M160J012	0.423	0.216	2.10	3.00	25x25
560	380LX561M160H022	0.355	0.178	2.25	3.15	22x30
560	380LX561M160H032	0.355	0.181	2.30	3.20	22x35
560	380L561M160H052	0.355	0.181	2.40	3.30	22x50
560	380LX561M160J012	0.355	0.178	2.25	3.15	25x25
560	380LX561M160J022	0.355	0.181	2.30	3.20	25x30
560	380L561M160J042	0.355	0.181	2.40	3.30	25x40
560	380LX561M160K012	0.355	0.181	2.30	3.20	30x25
560	380L561M160K022	0.355	0.181	2.30	3.20	30x30
560	380LX561M160A202	0.355	0.181	1.30	1.80	35x20
680	380LX681M160H032	0.293	0.146	2.50	3.50	22x35
680	380LX681M160H042	0.293	0.149	2.50	3.50	22x40
680	380LX681M160J022	0.293	0.146	2.50	3.50	25x30
680	380LX681M160J032	0.293	0.149	2.50	3.50	25x35
680	380LX681M160K012	0.293	0.149	2.50	3.50	30x25
820	380LX821M160H042	0.243	0.124	2.80	3.90	22x45
820	380LX821M160H452	0.243	0.124	2.80	3.90	22x45
820	380LX821M160J032	0.243	0.124	2.80	3.90	25x35
820	380L821M160J052	0.243	0.124	3.20	4.50	25x50
820	380LX821M160K012	0.243	0.131	2.75	3.85	30x25
820	380LX821M160K022	0.243	0.124	2.80	3.90	30x30
820	380L821M160K042	0.243	0.124	3.20	4.50	30x40
820	380L821M160A022	0.243	0.124	3.10	4.40	35x30
1000	380LX102M160J452	0.199	0.102	3.00	4.20	25x45
1000	380LX102M160K032	0.199	0.102	3.00	4.20	30x35
1000	380LX102M160A022	0.199	0.102	4.30	6.00	35x30
1000	380LX102M160H452	0.216	0.108	3.00	4.20	22x45
1000	380LX102M160J042	0.216	0.108	3.00	4.20	25x40
1000	380LX102M160K022	0.216	0.108	3.00	4.20	30x30
1200	380LX122M160J052	0.166	0.085	3.30	4.60	25x50
1200	380LX122M160K032	0.166	0.085	3.30	4.60	30x35
1200	380L122M160K052	0.166	0.085	4.20	5.90	30x50
1200	380LX122M160A022	0.166	0.085	3.70	5.20	35x30
1200	380L122M160A042	0.166	0.085	3.30	4.60	35x40
1500	380LX152M160K452	0.133	0.068	3.70	5.20	30x45
1500	380LX152M160A032	0.133	0.068	4.20	5.90	35x35
1500	380LX152M160J052	0.166	0.091	3.73	5.22	25x50
1500	380LX152M160A022	0.166	0.091	3.73	5.22	35x30
1800	380LX182M160K052	0.111	0.057	4.20	5.90	30x50
1800	380LX182M160A042	0.111	0.057	4.80	6.70	35x40
1800	380LX182M160A032	0.138	0.083	4.20	5.88	35x35
2200	380LX222M160A452	0.090	0.046	5.50	7.60	35x45
2200	380LX222M160K052	0.105	0.053	4.78	6.69	30x50
2200	380LX222M160A042	0.105	0.053	4.78	6.69	35x40
2700	380LX272M160A052	0.074	0.038	5.50	7.60	35x50
3300	380LX332M160A072	0.054	0.027	4.80	6.20	35x70
3300	382L332M160N062	0.054	0.027	5.00	6.50	40x63
3900	380LX392M160A082	0.046	0.023	5.40	7.10	35x80
4700	382L472M160N082	0.036	0.020	6.60	8.50	40x80
180 Vdc (225 Vdc Surge)						
180	380L181M180H012	1.105	0.564	0.80	1.10	22x25
270	380L271M180H022	0.737	0.376	1.00	1.30	22x30
270	380L271M180J012	0.737	0.376	1.00	1.30	25x25
330	380LX331M180G022	0.603	0.308	1.80	2.50	20x30
330	380LX331M180H012	0.603	0.308	1.80	2.50	22x25
330	380L331M180H032	0.603	0.308	1.00	1.40	22x35
330	380L331M180J022	0.603	0.308	1.00	1.40	25x30

Cap. μ F	Catalog Number	Max. ESR Ω @ 25 °C		Ripple Amps Max. @ 85 °C		Nominal Size DxDL (mm)
		120 Hz	20 kHz	120 Hz	20 kHz	
180 Vdc (225 Vdc Surge) (cont'd)						
390	380LX391M180G032	0.510	0.260	1.20	1.60	20x35
390	380LX391M180H022	0.510	0.260	1.20	1.60	22x30
390	380L391M180H042	0.510	0.260	1.20	1.60	22x40
390	380LX391M180J012	0.510	0.260	1.20	1.60	25x25
390	380L391M180J032	0.510	0.260	1.20	1.60	25x35
390	380L391M180K012	0.510	0.260	1.20	1.60	30x25
470	380LX471M180G042	0.423	0.216	2.10	2.90	20x40
470	380LX471M180H032	0.423	0.216	2.10	2.90	22x35
470	380LX471M180J012	0.423	0.216	2.10	2.90	25x25
560	380LX561M180H032	0.355	0.181	2.30	3.20	22x35
560	380L561M180H052	0.355	0.181	1.40	1.90	22x50
560	380LX561M180J022	0.355	0.181	2.30	3.20	25x30
560	380L561M180J042	0.355	0.181	1.40	1.90	25x40
560	380L561M180K022	0.355	0.181	1.40	1.90	30x30
560	380L561M180A012	0.355	0.181	1.40	1.90	35x25
680	380LX681M180H042	0.293	0.149	2.50	3.50	22x40
680	380LX681M180J032	0.293	0.149	2.50	3.50	25x35
680	380LX681M180K022	0.293	0.149	2.50	3.50	30x30
820	380LX821M180H452	0.243	0.124	2.80	3.90	22x45
820	380LX821M180J042	0.243	0.124	2.80	3.90	25x40
820	380L821M180J052	0.243	0.124	1.60	2.20	25x50
820	380LX821M180K022	0.243	0.124	2.80	3.90	30x30
820	380L821M180K042	0.243	0.124	1.60	2.20	30x40
820	380L821M180A022	0.243	0.124	1.60	2.20	35x30
1000	380LX102M180J452	0.199	0.102	3.00	4.20	25x45
1000	380LX102M180K032	0.199	0.102	3.00	4.20	30x35
1200	380LX122M180J052	0.166	0.085	3.30	4.60	25x50
1200	380LX122M180K042	0.166	0.085	3.30	4.60	30x40
1200	380LX122M180A032	0.166	0.085	3.30	4.60	35x35
1200	380L122M180A042	0.166	0.085	2.00	2.80	35x40
1200	380L122M180A052	0.166	0.085	2.00	2.80	35x40
1500	380LX152M180K452	0.133	0.068	3.80	5.40	30x45
1500	380LX152M180A042	0.133	0.068	3.80	5.40	35x40
1800	380LX182M180K052	0.111	0.057	4.30	6.00	30x50
1800	380LX182M180A042	0.111	0.057	4.30	6.00	35x40
2200	380LX222M180A052	0.090	0.046	4.90	6.90	35x50
2700	382L272M180N062	0.051	0.027	5.00	6.50	40x63
2700	380L272M180A072	0.054	0.027	4.80	6.20	35x70
3300	380L332M180A082	0.046	0.023	5.40	7.10	35x80
4700	382L472M180N082	0.036	0.020	6.60	8.50	40x80
200 Vdc (250 Vdc Surge)						
150	380LX151M200H202	1.326	0.677	0.70	0.90	22x20
150	380L151M200H012	1.326	0.677	1.00	1.50	22x25
220	380L221M200H012	0.904	0.461	1.10	1.60	22x25
220	380L221M200H022	0.904	0.461	1.20	1.70	22x30
220	380LX221M200J202	0.904	0.461	0.90	1.20	25x20
220	380L221M200J012	0.904	0.461	1.20	1.70	25x25
270	380LX271M200G022	0.737	0.376	1.40	2.00	20x30
270	380LX271M200H012	0.737	0.376	1.40	2.00	22x25
330	380LX331M200H012	0.553	0.249	1.56	2.18	22x25
330	380LX331M200G032	0.603	0.308	1.60	2.20	20x35
330	380LX331M200H022	0.603	0.308	1.60	2.20	22x30
330	380L331M200H042	0.603	0.308	1.70	2.40	22x40
330	380LX331M200J012	0.603	0.308	1.60	2.20	25x25
330	380L331M200J022	0.603	0.308	1.60	2.30	25x30
330	380LX331M200K202	0.603	0.308	1.00	1.40	30x20
330	380L331M200K012	0.603	0.308	1.70	2.40	30x25
390	380LX391M200H022	0.510	0.260	1.70	2.40	22x30
390	380LX391M200J012	0.510	0.260	1.70	2.40	25x25
470	380LX471M200G042	0.388	0.175	1.85	2.59	20x40
470	380LX471M200H032	0.423	0.216	1.90	2.60	22x35
470	380L471M200H052	0.423	0.216	2.30	3.20	22x50
470	380LX471M200J022	0.423	0.216	1.90	2.60	25x30
470	380L471M200J042	0.423	0.216	2.20	3.10	25x40
470	380LX471M200K012	0.423	0.216	1.90	2.60	30x25

Aluminum Snap-In Capacitors

Types 380L, 382L, 380LX & 382LX, 85 °C High-Capacitance Snap-In

Aluminum
Snap-In
Capacitors

Cap. μ F	Catalog Number	Max. ESR Ω @ 25 °C		Ripple Amps Max. @ 85 °C		Nominal Size DxD (mm)
		120 Hz	20 kHz	120 Hz	20 kHz	
200 Vdc (250 Vdc Surge) (cont'd)						
470	380L471M200K022	0.423	0.216	2.20	3.00	30x30
470	380LX471M200A202	0.423	0.216	1.30	1.80	35x20
560	380LX561M200J022	0.326	0.147	2.43	3.40	25x30
560	380LX561M200H042	0.355	0.181	2.40	3.40	22x40
560	380LX561M200J032	0.355	0.181	2.40	3.40	25x35
560	380LX561M200K012	0.355	0.181	2.40	3.40	30x25
680	380LX681M200H452	0.293	0.149	2.70	3.80	22x45
680	380LX681M200J032	0.293	0.149	2.70	3.80	25x35
680	380L681M200J052	0.293	0.149	2.90	4.10	25x50
680	380LX681M200K022	0.293	0.149	2.70	3.80	30x30
680	380L681M200K042	0.293	0.149	2.90	4.10	30x40
680	380L681M200A022	0.293	0.149	2.90	4.10	35x30
820	380LX821M200K022	0.222	0.100	2.93	4.10	30x30
820	380LX821M200J452	0.243	0.124	2.90	4.10	25x45
820	380LX821M200K032	0.243	0.124	2.90	4.10	30x35
820	380LX821M200A012	0.243	0.124	2.90	4.10	35x25
1000	380LX102M200J452	0.199	0.090	3.25	4.55	25x45
1000	380LX102M200J052	0.199	0.102	3.30	4.60	25x50
1000	380LX102M200K032	0.199	0.090	3.25	4.55	30x35
1000	380LX102M200K042	0.199	0.102	3.30	4.60	30x40
1000	380L102M200K052	0.199	0.102	3.30	4.60	30x50
1000	380LX102M200A022	0.199	0.102	3.30	4.60	35x30
1000	380L102M200A042	0.199	0.102	3.90	5.40	35x40
1200	380LX122M200K042	0.166	0.075	3.50	4.90	30x40
1200	380LX122M200K452	0.166	0.085	3.50	4.90	30x45
1200	380LX122M200A022	0.166	0.075	3.50	4.90	35x30
1200	380LX122M200A032	0.166	0.085	3.50	4.90	35x35
1200	380L122M200A052	0.166	0.085	4.70	6.50	35x50
1500	380LX152M200K052	0.133	0.068	3.90	5.40	30x50
1500	380LX152M200A042	0.133	0.068	3.90	5.40	35x40
1500	380LX152M200K452	0.144	0.072	3.87	5.42	30x45
1500	380LX152M200A032	0.144	0.072	3.87	5.42	35x35
1800	380LX182M200A452	0.111	0.057	4.30	6.00	35x45
1800	380LX182M200K052	0.120	0.060	4.32	6.05	30x50
1800	380LX182M200A042	0.120	0.060	4.32	6.05	35x40
2200	380LX222M200A052	0.090	0.046	4.90	6.90	35x50
2200	380LX222M200A452	0.098	0.054	4.92	6.89	35x45
2200	382LX222M200N042	0.098	0.054	4.92	6.89	40x40
2700	382L272M200N062	0.051	0.027	5.00	6.50	40x63
2700	380L272M200A072	0.054	0.027	4.80	6.20	35x70
2700	380LX272M200A062	0.092	0.027	5.40	7.60	35x63
2700	382LX272M200N052	0.092	0.046	5.40	7.60	40x50
3300	380LX332M200A082	0.075	0.038	5.90	8.30	35x80
3300	382LX332M200N062	0.075	0.038	5.90	8.30	40x63
3900	382LX392M200B052V	0.055	0.030	8.22	9.45	50x50
3900	382LX392M200N082	0.064	0.033	6.40	9.00	40x80
4700	382LX472M200N082	0.046	0.025	8.38	11.73	40x80
4700	382LX472M200B062V	0.046	0.025	9.32	13.05	50x63
5600	380LX562M200A102	0.038	0.021	8.90	12.46	35x105
6800	382LX682M200N102	0.032	0.017	8.65	12.11	40x105
6800	382LX682M200B082V	0.032	0.017	11.41	15.97	50x80
7500	382LX752M200B092V	0.029	0.016	12.28	17.19	50x92
8200	382LX822M200B102V	0.026	0.014	13.16	18.42	50x105
250 Vdc (300 Vdc Surge)						
120	380LX121M250H202	1.658	0.846	0.50	0.60	22x20
120	380L121M250H012	1.658	0.846	0.60	0.90	22x25
150	380L151M250H022	1.326	0.677	0.90	1.20	22x30
150	380LX151M250J202	1.326	0.677	0.70	0.90	25x20
150	380L151M250J012	1.326	0.677	0.90	1.20	25x25
180	380LX181M250G022	1.105	0.546	1.10	1.50	20x30
180	380LX181M250H012	1.105	0.546	1.10	1.50	22x25
220	380LX221M250H012	0.754	0.301	1.17	1.64	22x25
220	380LX221M250G032	0.904	0.461	1.20	1.60	20x35
220	380LX221M250H022	0.904	0.461	1.20	1.60	22x30

Cap. μ F	Catalog Number	Max. ESR Ω @ 25 °C		Ripple Amps Max. @ 85 °C		Nominal Size DxD (mm)
		120 Hz	20 kHz	120 Hz	20 kHz	
250 Vdc (300 Vdc Surge) (cont'd)						
220	380L221M250H042	0.904	0.461	1.00	1.40	22x40
220	380LX221M250J012	0.904	0.461	1.20	1.60	25x25
220	380L221M250J022	0.904	0.461	1.00	1.40	25x30
220	380LX221M250K0202	0.904	0.461	0.90	1.20	30x20
220	380L221M250K012	0.904	0.461	1.00	1.40	30x25
270	380LX271M250H022	0.737	0.376	1.30	1.80	22x30
270	380LX271M250J012	0.737	0.376	1.30	1.80	25x25
330	380LX331M250H032	0.603	0.308	1.80	2.50	22x35
330	380L331M250H052	0.603	0.308	1.40	1.90	22x50
330	380LX331M250J022	0.603	0.308	1.80	2.50	25x30
330	380L331M250J042	0.603	0.308	1.30	1.90	25x40
330	380LX331M250K012	0.603	0.308	1.80	2.50	30x25
330	380L331M250K022	0.603	0.308	1.30	1.90	30x30
330	380LX331M250A202	0.603	0.308	1.10	1.50	35x20
390	380LX391M250J022	0.468	0.187	1.91	2.67	25x30
390	380LX391M250H042	0.510	0.260	1.90	2.70	22x40
390	380LX391M250J032	0.510	0.260	1.90	2.70	25x35
390	380LX391M250K012	0.510	0.260	1.90	2.70	30x25
470	380LX471M250K012	0.353	0.141	2.11	2.95	30x25
470	380LX471M250H452	0.423	0.216	2.10	3.00	22x45
470	380LX471M250J032	0.423	0.216	2.10	3.00	25x35
470	380LX471M250J042	0.423	0.216	2.10	3.00	25x40
470	380L471M250J052	0.423	0.216	1.80	2.50	25x50
470	380LX471M250K022	0.423	0.216	2.10	3.00	30x30
470	380L471M250K042	0.423	0.216	1.80	2.50	30x40
470	380L471M250A022	0.423	0.216	1.70	2.40	35x30
560	380LX561M250J042	0.326	0.130	2.25	3.15	25x40
560	380LX561M250K022	0.326	0.130	2.25	3.15	30x30
560	380LX561M250J452	0.355	0.181	2.30	3.20	25x45
560	380LX561M250K032	0.355	0.181	2.30	3.20	30x35
560	380LX561M250A012	0.355	0.181	2.30	3.20	35x25
680	380LX681M250J452	0.268	0.107	2.50	3.50	25x45
680	380LX681M250K032	0.268	0.107	2.50	3.50	30x35
680	380LX681M250J052	0.293	0.149	2.50	3.50	25x50
680	380LX681M250K042	0.293	0.149	2.50	3.50	30x40
680	380L681M250K052	0.293	0.149	2.40	3.30	30x50
680	380LX681M250A022	0.293	0.149	2.50	3.50	35x30
680	380L681M250A042	0.293	0.149	2.30	3.30	35x40
820	380LX821M250K042	0.222	0.089	2.77	3.88	30x40
820	380LX821M250A022	0.222	0.089	2.77	3.88	35x30
820	380LX821M250K452	0.243	0.124	2.80	3.90	30x45
820	380LX821M250A032	0.243	0.124	2.80	3.90	35x35
1000	380LX102M250K452	0.182	0.073	3.32	4.65	30x45
1000	380LX102M250A032	0.182	0.073	3.32	4.65	35x35
1000	380LX102M250K052	0.199	0.102	3.30	4.60	30x50
1000	380LX102M250A042	0.199	0.102	3.30	4.60	35x40
1000	380L102M250A052	0.199	0.102	3.10	4.40	35x50
1200	380LX122M250A042	0.166	0.083	3.53	4.94	35x40
1200	380LX122M250A452	0.166	0.085	3.50	4.90	35x45
1500	380LX152M250A052	0.133	0.068	4.00	5.70	35x50
1500	382LX152M250N042	0.133	0.066	4.04	5.66	40x40
1800	382L182M250N062	0.062	0.030	4.80	6.40	40x63
1800	380L182M250A072	0.066	0.030	4.50	6.20	35x70
1800	380LX182M250A062	0.138	0.073	4.50	6.20	35x63
1800	382LX182M250N052	0.138	0.073	4.50	6.30	40x50
2200	380LX222M250A082	0.113	0.057	4.90	6.90	35x80
2200	382LX222M250N062	0.113	0.057	4.90	6.90	40x63
2700	382L272M250N082	0.043	0.021	6.30	8.40	40x80
2700	382LX272M250B052V	0.074	0.037	6.77	7.79	50x50
3300	382LX332M250N082	0.060	0.030	7.00	9.80	40x80
3300	382LX332M250B062V	0.060	0.030	7.79	10.91	50x63
3900	380LX392M250A102	0.051	0.026	7.47	10.46	35x105
4700	382LX472M250N102	0.042	0.021	8.88	12.43	40x105
4700	382LX472M250B082V	0.042	0.021	9.65	13.51	50x80
5600	382LX562M250B092V	0.036	0.018	10.80	15.12	50x92
6800	382LX682M250B102V	0.029	0.015	12.16	17.02	50x105

Types 380L, 380LX, and 382LX, 85 °C High-Capacitance Snap-In

Cap. μ F	Catalog Number	Max. ESR Ω @ 25 °C		Ripple Amps Max. @ 85 °C		Nominal Size D \times L (mm)
		120 Hz	20 kHz	120 Hz	20 kHz	
315 Vdc (365 Vdc Surge)						
100	380LX101M315G022	1.989	1.015	0.90	1.30	20x30
100	380LX101M315H012	1.989	1.015	0.90	1.30	22x25
120	380LX121M315G042	1.658	0.856	1.00	1.40	20x40
120	380LX121M315H022	1.658	0.856	1.00	1.40	22x30
120	380LX121M315J012	1.658	0.856	1.00	1.40	25x25
150	380LX151M315H022	1.326	0.677	1.10	1.60	22x30
150	380LX151M315J012	1.326	0.677	1.10	1.60	25x25
180	380LX181M315H032	1.105	0.546	1.20	1.70	22x35
180	380LX181M315J022	1.105	0.546	1.20	1.70	25x30
180	380LX181M315K012	1.105	0.546	1.20	1.70	30x25
220	380LX221M315H042	0.904	0.461	1.40	2.00	22x40
220	380LX221M315J032	0.904	0.461	1.40	2.00	25x35
220	380LX221M315K012	0.904	0.461	1.40	2.00	30x25
270	380LX271M315H452	0.737	0.376	1.60	2.20	22x45
270	380LX271M315J042	0.737	0.376	1.60	2.20	25x40
270	380LX271M315K022	0.737	0.376	1.60	2.20	30x30
330	380LX331M315J452	0.603	0.308	1.80	2.50	25x45
330	380LX331M315K022	0.603	0.308	1.80	2.50	30x30
330	380LX331M315A012	0.603	0.308	1.80	2.50	35x25
390	380LX391M315J052	0.510	0.260	2.00	2.80	25x50
390	380LX391M315K032	0.510	0.260	2.00	2.80	30x35
390	380LX391M315A022	0.510	0.260	2.00	2.80	35x30
470	380LX471M315K042	0.423	0.216	2.30	3.20	30x40
470	380LX471M315A032	0.423	0.216	2.30	3.20	35x35
560	380LX561M315K452	0.355	0.181	2.60	3.60	30x45
560	380LX561M315A032	0.355	0.181	2.60	3.60	35x35
680	380LX681M315A452	0.293	0.149	2.90	4.00	35x45
820	380LX821M315A052	0.243	0.124	3.30	4.60	35x50
820	382L821M315N042	0.285	0.172	2.40	3.10	40x40
1000	380L102M315A062	0.218	0.129	2.70	3.60	35x63
1200	380L122M315A072	0.182	0.107	3.20	4.20	35x70
1200	382L122M315N052	0.202	0.122	2.90	3.90	40x50
1500	380L152M315A082	0.153	0.090	3.60	4.80	35x80
1500	382L152M315N062	0.162	0.098	3.40	4.50	40x63
1800	382L182M315N082	0.113	0.069	4.50	6.00	40x80
350 Vdc (400 Vdc Surge)						
56	380L560M350H012	3.553	1.812	0.30	0.40	22x25
68	380L680M350H012	2.926	1.493	0.30	0.40	22x25
82	380LX820M350H012	2.022	0.708	0.83	1.16	22x25
82	380LX820M350G022	2.426	1.238	0.80	1.20	20x30
82	380LX820M350H012	2.426	1.238	0.80	1.20	22x25
82	380L820M350H022	2.426	1.238	0.40	0.50	22x30
82	380L820M350J012	2.426	1.238	0.40	0.50	25x25
100	380LX101M350G032	1.989	1.015	0.90	1.30	20x35
100	380L101M350H022	1.989	1.015	0.40	0.50	22x30
100	380LX101M350H022	1.989	1.015	0.90	1.30	22x30
120	380LX121M350H022	1.382	0.484	1.00	1.40	22x30
120	380LX121M350H022	1.658	0.846	1.00	1.40	22x30
120	380L121M350H032	1.658	0.846	0.50	0.70	22x35
120	380LX121M350J012	1.658	0.846	1.00	1.40	25x25
120	380L121M350J022	1.658	0.846	0.50	0.70	25x30
120	380L121M350K012	1.658	0.846	0.50	0.70	30x25
150	380LX151M350J012	1.105	0.387	1.12	1.57	25x25
150	380LX151M350H032	1.326	0.677	1.10	1.60	22x35
150	380L151M350H042	1.326	0.677	0.50	0.70	22x40
150	380LX151M350J022	1.326	0.677	1.10	1.60	25x30
150	380L151M350J012	1.326	0.677	0.50	0.70	25x35
150	380L151M350K012	1.326	0.677	0.50	0.70	30x25
150	380LX151M350K012	1.326	0.677	1.10	1.60	30x25
180	380LX181M350J022	0.921	0.322	1.22	1.71	25x30
180	380LX181M350H042	1.105	0.546	1.20	1.70	22x40
180	380LX181M350J032	1.105	0.546	1.20	1.70	25x35
180	380L181M350J042	1.105	0.546	0.60	0.80	25x40
180	380LX181M350K012	1.105	0.546	1.20	1.70	30x25
180	380L181M350K022	1.105	0.546	0.60	0.80	30x30

Cap. μ F	Catalog Number	Max. ESR Ω @ 25 °C		Ripple Amps Max. @ 85 °C		Nominal Size D \times L (mm)
		120 Hz	20 kHz	120 Hz	20 kHz	
350 Vdc (400 Vdc Surge) (cont'd)						
220	380LX221M350J032	0.754	0.264	1.44	2.02	25x35
220	380LX221M350K012	0.754	0.264	1.44	2.02	30x25
220	380LX221M350H452	0.904	0.461	1.40	2.00	22x45
220	380L221M350H052	0.904	0.461	0.70	0.90	22x50
220	380LX221M350J042	0.904	0.461	1.40	2.00	25x40
220	380L221M350J052	0.904	0.461	0.70	0.90	25x50
220	380LX221M350K022	0.904	0.461	1.40	2.00	30x30
220	380L221M350K032	0.904	0.461	0.70	0.90	30x35
220	380L221M350A012	0.904	0.461	0.70	0.90	35x25
220	380LX221M350A012	0.904	0.461	1.40	2.00	35x25
270	380LX271M350J042	0.614	0.215	1.66	2.32	25x40
270	380LX271M350K022	0.614	0.215	1.66	2.32	30x30
270	380LX271M350A012	0.614	0.215	1.66	2.32	35x25
270	380LX271M350J452	0.737	0.376	1.70	2.30	25x45
270	380L271M350J052	0.737	0.376	0.80	1.10	25x50
270	380LX271M350K032	0.737	0.376	1.70	2.30	30x35
270	380LX271M350K042	0.737	0.376	0.80	1.10	30x40
270	380LX271M350A012	0.737	0.376	1.70	2.30	35x25
270	380LX271M350A022	0.737	0.376	1.70	2.30	35x30
330	380LX331M350K032	0.502	0.178	1.88	2.63	30x35
330	380LX331M350J052	0.603	0.308	1.90	2.60	25x50
330	380LX331M350K042	0.603	0.308	1.90	2.60	30x40
330	380L331M350K052	0.603	0.308	0.80	1.10	30x50
330	380LX331M350A022	0.603	0.308	1.90	2.60	35x30
330	380L331M350A032	0.603	0.308	0.80	1.10	35x35
390	380LX391M350J052	0.425	0.149	2.06	2.88	25x50
390	380LX391M350K042	0.425	0.149	2.06	2.88	30x40
390	380LX391M350A022	0.425	0.149	2.06	2.88	35x30
390	380LX391M350K452	0.510	0.260	2.10	2.90	30x45
390	380L391M350K052	0.510	0.260	0.90	1.20	30x50
390	380LX391M350A032	0.510	0.260	2.10	2.90	35x35
390	380L391M350A042	0.510	0.260	0.90	1.20	35x40
470	380LX471M350A032	0.353	0.123	2.40	3.36	35x35
470	380LX471M350K052	0.423	0.216	2.40	3.40	30x50
470	380LX471M350A042	0.423	0.216	2.40	3.40	35x40
560	380LX561M350K052	0.326	0.114	2.60	3.64	30x50
560	380LX561M350A042	0.326	0.114	2.60	3.64	35x40
560	380LX561M350A452	0.355	0.181	2.60	3.60	35x45
680	380LX681M350A452	0.293	0.117	2.96	4.14	35x45
680	380LX681M350A052	0.293	0.149	3.00	4.10	35x50
680	382LX681M350N042	0.366	0.165	3.00	4.10	40x40
820	380LX821M350A052	0.243	0.097	3.55	4.97	35x50
820	380L821M350A062	0.254	0.134	2.40	3.50	35x63
1000	380L102M350A072	0.212	0.112	2.80	4.00	35x70
1000	380LX102M350A062	0.249	0.127	3.20	4.50	35x63
1000	382LX102M350N052	0.249	0.127	3.20	4.50	40x50
1200	380LX122M350A082	0.207	0.106	3.60	5.10	35x80
1200	382LX122M350N062	0.207	0.106	3.60	5.10	40x63
1200	382LX122M350B052V	0.207	0.093	5.18	5.96	50x50
1500	382LX152M350B062V	0.166	0.075	6.01	8.41	50x63
1800	382LX182M350N082	0.138	0.062	5.85	8.20	40x80
1800	380LX182M350A102	0.138	0.062	5.79	8.11	35x105
1800	382LX182M350B082V	0.138	0.062	6.89	9.65	50x80
2200	382LX222M350N102	0.113	0.051	6.91	9.67	40x105
2200	382LX222M350B092V	0.113	0.051	7.79	10.91	50x92
2700	382LX272M350B102V	0.092	0.041	8.80	12.32	50x105
400 Vdc (450 Vdc Surge)						
47	380LX470M400H202	4.233	2.160	0.30	0.40	22x20
47	380L470M400H012	4.233	2.160	0.50	0.80	22x25
68	380LX680M400G022	2.926	1.493	0.80	1.10	20x30
68	380LX680M400H012	2.926	1.493	0.80	1.10	22x25
68	380L680M400H022	2.926	1.493	0.70	1.00	22x30
68	380LX680M400J202	2.926	1.493	0.40	0.50	25x20
68	380L680M400J012	2.926	1.493	0.70	1.00	25x25
82	380LX820M400G022	2.426	1.238	0.80	1.20	20x30

Aluminum Snap-In Capacitors

Types 380L, 382L, 380LX & 382LX, 85 °C High-Capacitance Snap-In

Cap. μ F	Catalog Number	Max. ESR Ω @ 25 °C		Ripple Amps Max. @ 85 °C		Nominal Size D \times L (mm)
		120 Hz	20 kHz	120 Hz	20 kHz	
400 Vdc (450 Vdc Surge) (cont'd)						
82	380LX820M400H012	2.426	1.238	0.80	1.20	22x25
100	380LX101M400G032	1.989	1.050	0.90	1.30	20x35
100	380LX101M400H022	1.989	1.050	0.90	1.30	22x30
100	380L101M400H042	1.989	1.050	0.90	1.30	22x40
100	380LX101M400J012	1.989	1.050	0.90	1.30	25x25
100	380L101M400J022	1.989	1.050	0.90	1.30	25x30
100	380LX101M400K202	1.989	1.050	0.50	0.70	30x20
100	380L101M400K012	1.989	1.050	0.90	1.30	30x25
120	380LX121M400J012	1.382	0.484	1.02	1.43	25x25
120	380LX121M400G042	1.658	0.846	1.00	1.40	20x40
120	380LX121M400H032	1.658	0.846	1.00	1.40	22x35
120	380LX121M400J022	1.658	0.846	1.00	1.40	25x30
150	380LX151M400H042	1.326	0.677	1.20	1.60	22x40
150	380L151M400H052	1.326	0.677	1.30	1.80	22x50
150	380LX151M400J022	1.326	0.677	1.20	1.60	25x30
150	380L151M400J042	1.326	0.677	1.30	1.80	25x40
150	380LX151M400K012	1.326	0.677	1.20	1.60	30x25
150	380L151M400K022	1.326	0.677	1.20	1.70	30x30
150	380LX151M400A202	1.326	0.677	0.60	0.80	35x20
180	380LX181M400J022	0.921	0.322	1.44	2.02	25x30
180	380LX181M400H452	1.105	0.546	1.40	2.00	22x45
180	380LX181M400J032	1.105	0.546	1.40	2.00	25x35
180	380LX181M400K022	1.105	0.546	1.40	2.00	30x30
220	380LX221M400H052	0.904	0.461	1.50	2.10	22x50
220	380LX221M400J042	0.904	0.461	1.50	2.10	25x40
220	380L221M400J052	0.904	0.461	1.70	2.40	25x50
220	380LX221M400K022	0.904	0.461	1.50	2.10	30x30
220	380L221M400K042	0.904	0.461	1.70	2.40	30x40
220	380L221M400A022	0.904	0.461	1.60	2.30	35x30
270	380LX271M400J452	0.737	0.376	1.70	2.30	25x45
270	380LX271M400K032	0.737	0.376	1.70	2.30	30x35
270	380L271M400K052	0.737	0.371	2.00	2.90	30x50
270	380LX271M400A022	0.737	0.376	1.70	2.30	35x30
270	380L271M400A042	0.737	0.376	2.00	2.90	35x40
330	380LX331M400A022	0.553	0.193	1.90	2.66	35x30
330	380LX331M400K042	0.603	0.308	1.90	2.70	30x40
330	380LX331M400A032	0.603	0.308	1.90	2.70	35x35
390	380LX391M400A032	0.468	0.164	2.13	2.98	35x35
390	380LX391M400K452	0.510	0.260	2.10	3.00	30x45
390	380LX391M400A042	0.510	0.260	2.10	3.00	35x40
390	380L391M400A052	0.510	0.260	2.70	3.80	35x50
470	380LX471M400A042	0.388	0.136	2.39	3.35	35x40
470	380LX471M400A452	0.423	0.216	2.40	3.30	35x45
560	380LX561M400A452	0.326	0.114	2.69	3.77	35x45
560	382LX561M400N042	0.326	0.114	2.70	3.80	40x40
560	380LX561M400A052	0.355	0.216	2.70	3.80	35x50
680	380LX681M400A052	0.295	0.148	2.90	4.10	35x50
820	380L821M400A072	0.214	0.118	3.20	4.20	35x70
820	380LX821M400A062	0.222	0.078	3.55	4.97	35x63
820	382LX821M400N052	0.303	0.155	3.20	4.50	40x50
1000	380L102M400A082	0.179	0.099	3.60	4.80	35x80
1000	382LX102M400B052V	0.199	0.080	4.76	5.47	50x50
1000	382LX102M400N062	0.249	0.127	3.40	4.80	40x63
1200	380LX122M400A082	0.152	0.053	4.52	6.33	35x80
1200	382LX122M400N062	0.152	0.053	4.52	6.33	40x63
1200	382LX122M400B062V	0.166	0.066	5.47	7.66	50x63
1500	380LX152M400A102	0.122	0.043	5.44	7.62	35x105
1500	382LX152M400N082	0.122	0.043	5.50	7.70	40x80
1500	382LX152M400B082V	0.133	0.053	6.47	9.06	50x80
1800	382LX182M400N102	0.101	0.035	6.53	9.14	40x105
1800	382LX182M400B092V	0.111	0.044	7.35	10.29	50x92
2200	382LX222M400B102V	0.090	0.036	8.43	11.80	50x105
450 Vdc (500 Vdc Surge)						
33	380LX330M450H202	6.029	3.080	0.20	0.30	22x20
33	380L330M450H012	6.029	3.080	0.50	0.70	22x25

Cap. μ F	Catalog Number	Max. ESR Ω @ 25 °C		Ripple Amps Max. @ 85 °C		Nominal Size D \times L (mm)
		120 Hz	20 kHz	120 Hz	20 kHz	
450 Vdc (500 Vdc Surge) (cont'd)						
47	380L470M450H022	4.233	2.160	0.60	0.80	22x30
47	380LX470M450J202	4.233	2.160	0.30	0.40	25x20
47	380L470M450J012	4.233	2.160	0.60	0.80	25x25
56	380LX560M450G022	3.553	1.813	0.70	1.00	20x30
56	380LX560M450H012	3.553	1.813	0.70	1.00	22x25
68	380LX680M450G032	2.926	1.493	0.80	1.10	20x35
68	380LX680M450H022	2.926	1.493	0.80	1.10	22x30
68	380L680M450H042	2.926	1.493	0.80	1.10	22x40
68	380L680M450J022	2.926	1.493	0.80	1.10	25x30
68	380LX680M450K202	2.926	1.493	0.40	0.50	30x20
68	380L680M450K012	2.926	1.493	0.80	1.10	30x25
82	380LX820M450G032	2.426	1.238	0.80	1.20	20x35
82	380LX820M450H022	2.426	1.238	0.80	1.20	22x30
82	380LX820M450J012	2.426	1.238	0.80	1.20	25x25
100	380LX101M450H032	1.989	1.015	0.90	1.30	22x35
100	380L101M450H052	1.989	1.015	1.10	1.50	22x50
100	380LX101M450J022	1.989	1.015	0.90	1.30	25x30
100	380L101M450J042	1.989	1.015	1.00	1.40	25x40
100	380LX101M450K012	1.989	1.015	0.90	1.30	30x25
100	380L101M450K022	1.989	1.015	1.00	1.40	30x30
100	380LX101M450A202	1.989	1.015	0.50	0.70	35x20
120	380LX121M450H042	1.658	0.859	1.00	1.50	22x40
120	380LX121M450J022	1.658	0.859	1.00	1.50	25x30
120	380LX121M450K012	1.658	0.859	1.00	1.50	30x25
150	380LX151M450H052	1.326	0.677	1.20	1.70	22x50
150	380LX151M450J042	1.326	0.677	1.20	1.70	25x40
150	380L151M450J052	1.326	0.677	1.40	1.90	25x50
150	380LX151M450K022	1.326	0.677	1.20	1.70	30x30
150	380L151M450K042	1.326	0.677	1.40	1.90	30x40
150	380L151M450A022	1.326	0.677	1.40	1.90	35x30
180	380LX181M450J042	0.921	0.368	1.35	1.89	25x40
180	380LX181M450K022	0.921	0.368	1.35	1.89	30x30
180	380LX181M450J452	1.105	0.564	1.40	1.90	25x45
180	380XL181M450K032	1.105	0.564	1.40	1.90	30x35
180	380LX181M450A012	1.105	0.564	1.40	1.90	35x25
220	380LX221M450J452	0.754	0.301	1.55	2.17	25x45
220	380LX221M450K032	0.754	0.301	1.55	2.17	30x35
220	380LX221M450J052	0.904	0.461	1.60	2.20	25x50
220	380LX221M450K042	0.904	0.461	1.60	2.20	30x40
220	380L221M450K052	0.904	0.461	1.90	2.60	30x50
220	380LX221M450A022	0.904	0.461	1.60	2.20	35x30
220	380L221M450A042	0.904	0.461	1.90	2.60	35x40
270	380LX271M450A022	0.614	0.246	1.78	2.49	35x30
270	380LX271M450K452	0.737	0.376	1.80	2.50	30x45
270	380LX271M450A032	0.737	0.376	1.80	2.50	35x35
330	380LX331M450A032	0.553	0.221	2.01	2.81	35x35
330	380LX331M450K052	0.603	0.308	2.00	2.80	30x50
330	380LX331M450A042	0.603	0.308	2.00	2.80	35x40
330	380L331M450A052	0.603	0.308	2.50	3.50	35x50
390	380LX391M450A452	0.510	0.260	2.20	3.10	35x45
470	380LX471M450A452	0.423	0.233	2.53	3.54	35x45
470	380LX471M450A052	0.423	0.216	2.50	3.50	35x50
470	382LX471M450N042	0.423	0.233	2.53	3.54	40x40
560	382L561M450N052	0.250	0.135	2.90	3.90	40x50
560	380LX561M450A062	0.355	0.195	2.90	4.10	35x63
560	380LX561M450A052	0.355	0.171	2.50	3.50	35x50
680	382L681M450N062	0.201	0.109	3.40	4.50	40x63
680	380L681M450A072	0.226	0.120	3.20	4.20	35x70
680	382LX681M450N052	0.366	0.187	3.00	4.20	40x50
820	380LX821M450A082	0.243	0.133	3.80	5.30	35x80
820	382LX821M450B052V	0.263	0.145	4.31	4.96	50x50
820	382LX821M450N062	0.303	0.153	3.20	4.50	40x63
1000	382LX102M450B062V	0.216	0.119	4.96	6.94	50x63
1200	382LX122M450N082	0.166	0.091	4.85	6.80	40x80
1200	380LX122M450A102	0.166	0.091	4.80	6.72	35x105
1200	382LX122M450B082V	0.180	0.099	5.71	7.99	50x80

Aluminum Snap-In Capacitors

Types 380L, 380LX, and 382LX, 85 °C High-Capacitance Snap-In

Cap. μ F	Catalog Number	Max. ESR Ω @ 25 °C		Ripple Amps Max. @ 85 °C		Nominal Size DxL (mm)
		120 Hz	20 kHz	120 Hz	20 kHz	
450 Vdc (500 Vdc Surge) (cont'd)						
1500	382LX152M450N102V	0.133	0.073	5.81	8.13	40x105
1500	382LX152M450B092V	0.144	0.079	6.55	9.17	50x92
1800	382LX182M450B102V	0.120	0.066	7.38	10.30	50x105
500 Vdc (550 Vdc Surge)						
33	380LX330M500H012	3.850	2.353	0.60	0.80	22x25
47	380LX470M500H012	2.800	1.716	0.60	0.80	22x25
47	380LX470M500J012	2.830	1.742	0.60	0.80	25x25
56	380LX560M500H032	2.250	1.352	0.70	1.00	22x35
56	380LX560M500H022	2.980	1.184	0.70	0.98	22x30
68	380LX680M500H042	1.860	1.109	0.80	1.10	22x40
68	380LX680M500J022	2.080	1.284	0.80	1.10	25x30
68	380LX680M500H032	2.438	0.975	0.78	1.09	22x35
68	380LX680M500J012	2.438	0.975	0.78	1.09	25x25
82	380LX820M500J032	1.630	1.006	0.90	1.20	25x35
82	380LX820M500K012	1.960	1.186	0.90	1.20	30x25
82	380LX820M500H042	2.022	0.809	0.88	1.23	22x40
82	380LX820M500J022	2.022	0.809	0.88	1.23	25x30
100	380LX101M500H052	1.280	0.785	1.00	1.20	22x50
100	380LX101M500J042	1.340	0.828	1.10	1.50	25x40
100	380LX101M500K022	1.440	0.871	1.10	1.50	30x30
100	380LX101M500A012	1.580	0.962	1.10	1.50	35x25
100	380LX101M500H452	1.658	0.663	0.99	1.39	22x45
100	380LX101M500J032	1.658	0.663	0.99	1.39	25x35
120	380LX121M500K032	1.130	0.683	1.40	1.90	30x35
120	380LX121M500A022	1.160	0.707	1.40	1.90	35x30
120	380LX121M500H052	1.382	0.553	1.13	1.58	22x50
120	380LX121M500J042	1.382	0.553	1.13	1.58	25x40
120	380LX121M500K022	1.382	0.553	1.13	1.58	30x30
150	380LX151M500K042	0.926	0.562	1.60	2.20	30x40
150	380LX151M500J052	0.945	0.585	1.40	1.90	25x50
150	380LX151M500J452	1.105	0.442	1.29	1.80	25x45

Cap. μ F	Catalog Number	Max. ESR Ω @ 25 °C		Ripple Amps Max. @ 85 °C		Nominal Size DxL (mm)
		120 Hz	20 kHz	120 Hz	20 kHz	
500 Vdc (550 Vdc Surge) (cont'd)						
150	380LX151M500A012	1.105	0.442	1.29	1.80	35x25
180	380LX181M500A032	0.912	0.555	1.60	2.20	35x35
180	380LX181M500J052	0.921	0.388	1.38	1.93	25x50
180	380LX181M500A022	0.921	0.388	1.38	1.93	35x30
220	380LX221M500K052	0.654	0.397	2.00	2.70	30x50
220	380LX221M500A042	0.749	0.456	1.90	2.50	35x40
220	380LX221M500K452	0.754	0.339	1.50	2.10	30x45
220	380LX221M500A032	0.754	0.339	1.50	2.10	35x35
270	380LX271M500A052	0.529	0.322	2.30	3.10	35x50
270	382L271M500N042	0.549	0.342	2.40	3.20	40x40
270	380LX271M500A042	0.614	0.278	1.76	2.46	35x40
330	380LX331M500A452	0.502	0.251	1.99	2.79	35x45
330	382LX331M500N042	0.502	0.276	2.16	3.00	40x40
390	382L391M500N052	0.388	0.242	2.90	3.90	40x50
390	380LX391M500A062	0.423	0.257	2.70	3.60	35x63
390	380LX391M500A052	0.425	0.234	2.22	3.11	35x50
470	382L471M500N062	0.311	0.194	3.40	4.50	40x63
470	380LX471M500A062	0.353	0.194	2.58	3.61	35x63
470	380LX471M500A072	0.353	0.215	3.20	4.20	35x70
470	382LX471M500N052	0.353	0.194	2.70	3.78	40x50
560	380LX561M500A082	0.295	0.179	3.60	4.80	35x80
560	382LX561M500N062	0.326	0.179	3.11	4.35	40x63
560	382LX561M500B052V	0.355	0.195	3.52	4.05	50x50
680	382L681M500N082	0.218	0.135	4.50	6.00	40x80
680	380LX681M500N0822	0.244	0.134	3.21	4.49	35x80
680	382LX681M500B062V	0.293	0.161	4.07	5.70	50x63
820	380LX821M500A102	0.202	0.111	3.97	5.56	35x105
820	382LX821M500N082	0.222	0.122	3.88	5.43	40x80
1000	382LX102M500B082V	0.199	0.109	5.05	7.07	50x80
1200	382LX122M500N102	0.152	0.084	5.90	8.26	40x105
1200	382LX122M500B092V	0.166	0.091	5.74	8.04	50x92
1500	382LX152M500B102V	0.144	0.079	6.65	9.31	50x105

Aluminum
Snap-In
Capacitors