



# TAI-SAW TECHNOLOGY CO., LTD.

No. 3, Industrial 2nd Rd., Ping-Chen Industrial District,  
Taoyuan, 324, Taiwan, R.O.C.

TEL: 886-3-4690038 FAX: 886-3-4697532

E-mail: [tstsales@mail.taisaw.com](mailto:tstsales@mail.taisaw.com) Web: [www.taisaw.com](http://www.taisaw.com)

## Product Specifications Approval Sheet

Product Description: SAW Filter 418 MHz SMD 3.0x3.0 mm (BW=4 MHz)

TST Part No.: TA1463A

Customer Part No.: \_\_\_\_\_

Customer signature required
Company: _____
Division: _____
Approved by : _____
Date: _____

Checked by: \_\_\_\_\_ David Chang 張明智

Approved by: \_\_\_\_\_ Francis Chen 

Date: \_\_\_\_\_ 2012/01/17

1. Customer signed back is required before TST can proceed with sample build and receive orders.
2. Orders received without customer signed back will be regarded as agreement on the specifications.
3. Any specifications changes must be approved upon by both parties and a new revision of specifications shall be released to reflect the changes.



# TAI-SAW TECHNOLOGY CO., LTD.

No. 3, Industrial 2nd Rd., Ping-Chen Industrial District,  
Taoyuan, 324, Taiwan, R.O.C.

TEL: 886-3-4690038 FAX: 886-3-4697532

E-mail: [tstsales@mail.taisaw.com](mailto:tstsales@mail.taisaw.com) Web: [www.taisaw.com](http://www.taisaw.com)

## SAW Filter 418 MHz

MODEL NO.:TA1463A

REV. NO.:1

### A. MAXIMUM RATING:

1. Input Power Level: 10 dBm
2. DC Voltage : 3 V
3. Operating Temperature: -40°C to +85°C
4. Storage Temperature: -40°C to +85°C

RoHS Compliant  
Lead free  
Lead-free soldering

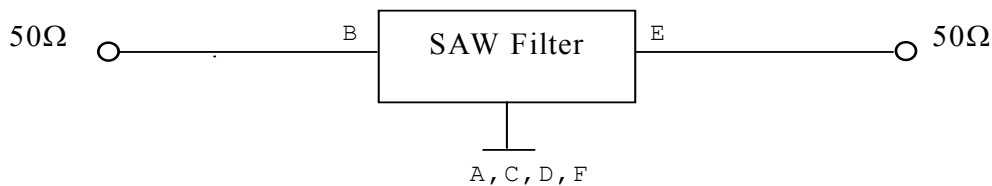
Electrostatic Sensitive Device (ESD)

### B. ELECTRICAL CHARACTERISTICS:

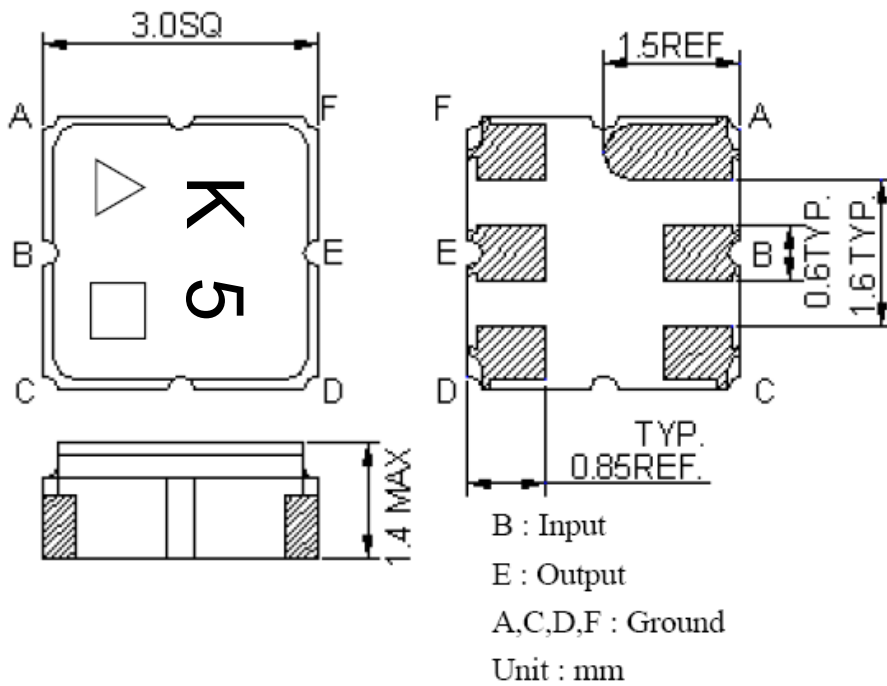
Item	Unit	Min.	Typ.	Max.
Center frequency <b>F<sub>c</sub></b>	MHz	-	418	-
Insertion Loss (416~420 MHz) <b>IL</b>	dB	-	1.7	3.5
Amplitude Ripple (416~420 MHz)	dB	-	0.2	1.8
VSWR (416~420 MHz)	-	-	1.3	2.4
<b>Attenuation</b> (Reference level from 0 dB)				
10 ~ 390 MHz	dB	55	67	-
390 ~ 405 MHz	dB	45	55	-
435 ~ 445 MHz	dB	30	40	-
445 ~ 800 MHz	dB	50	56	-
800 ~ 1000 MHz	dB	45	53	-
Temperature coefficient of frequency <b>TC<sub>f</sub></b>	ppm /°C	-	-36	-

### C. MEASUREMENT CIRCUIT:

HP Network analyzer



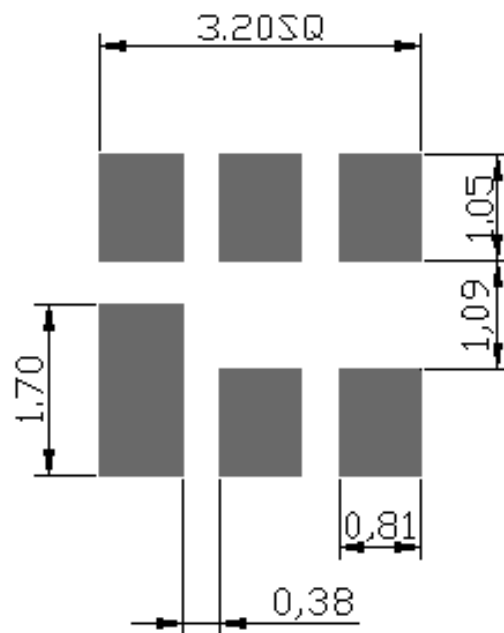
**D. OUTLINE DRAWING:**



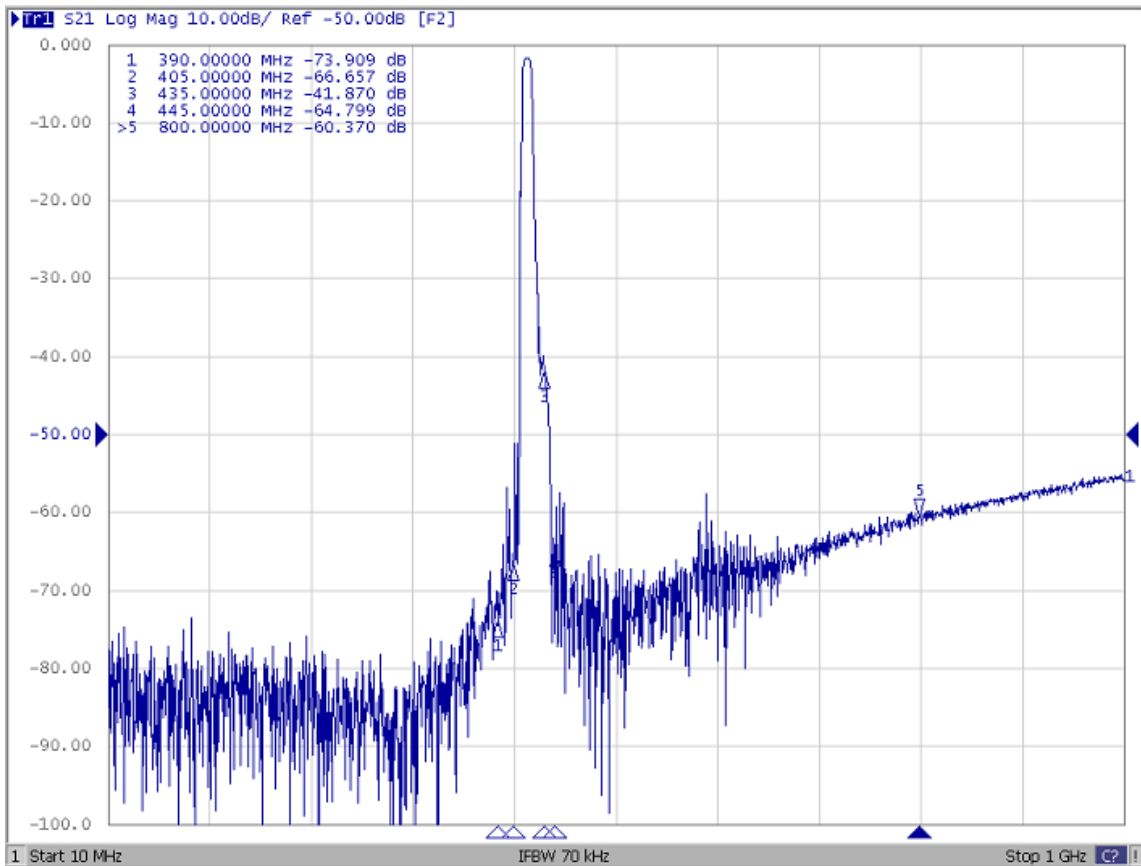
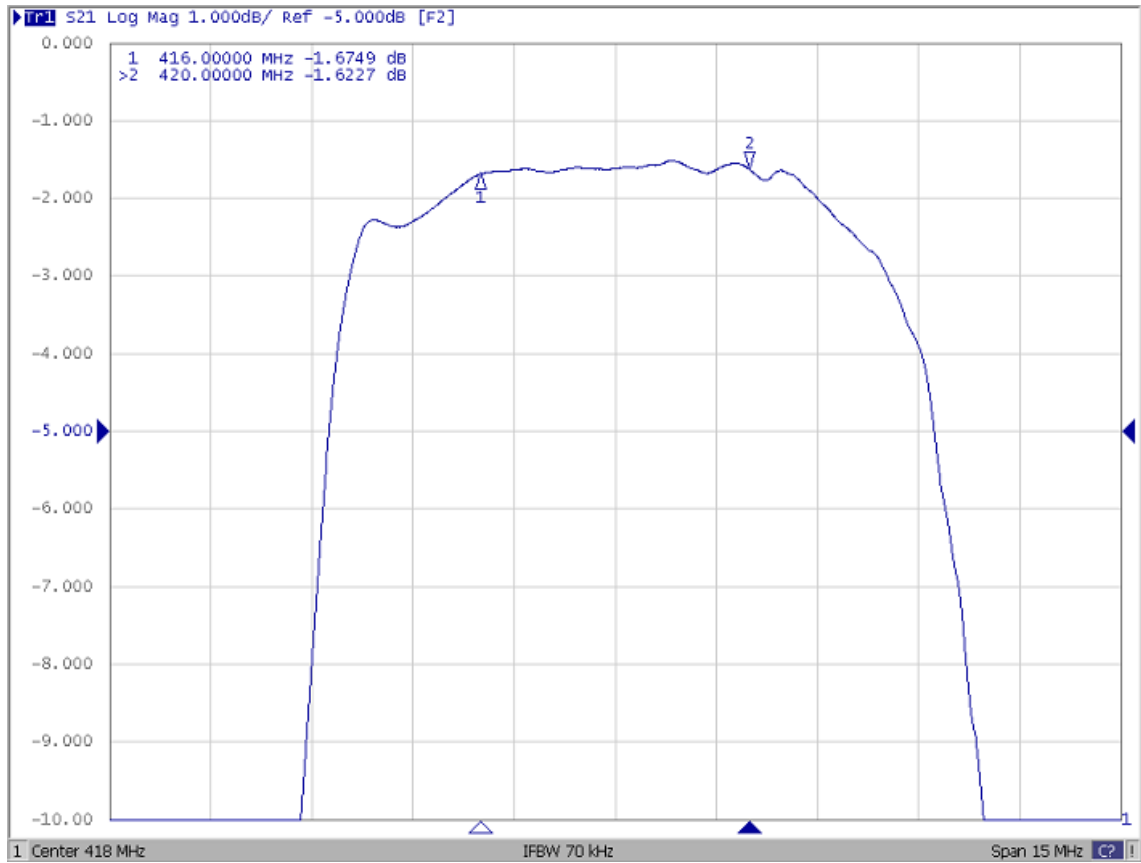
△ : Year Code (2011->1, ..., 2020->0)

□ : Date Code (Follow the table from planner each year)

**E. PCB Footprint:**

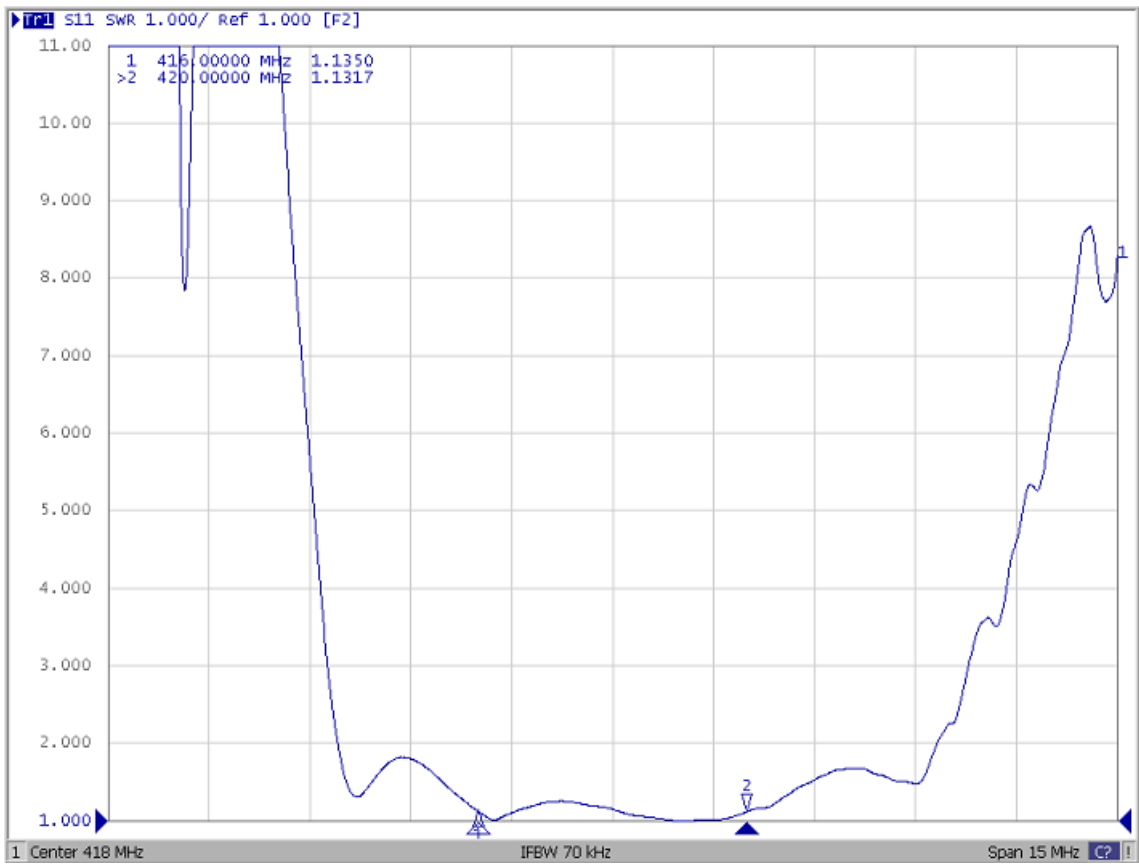


## F. Frequency Characteristics:

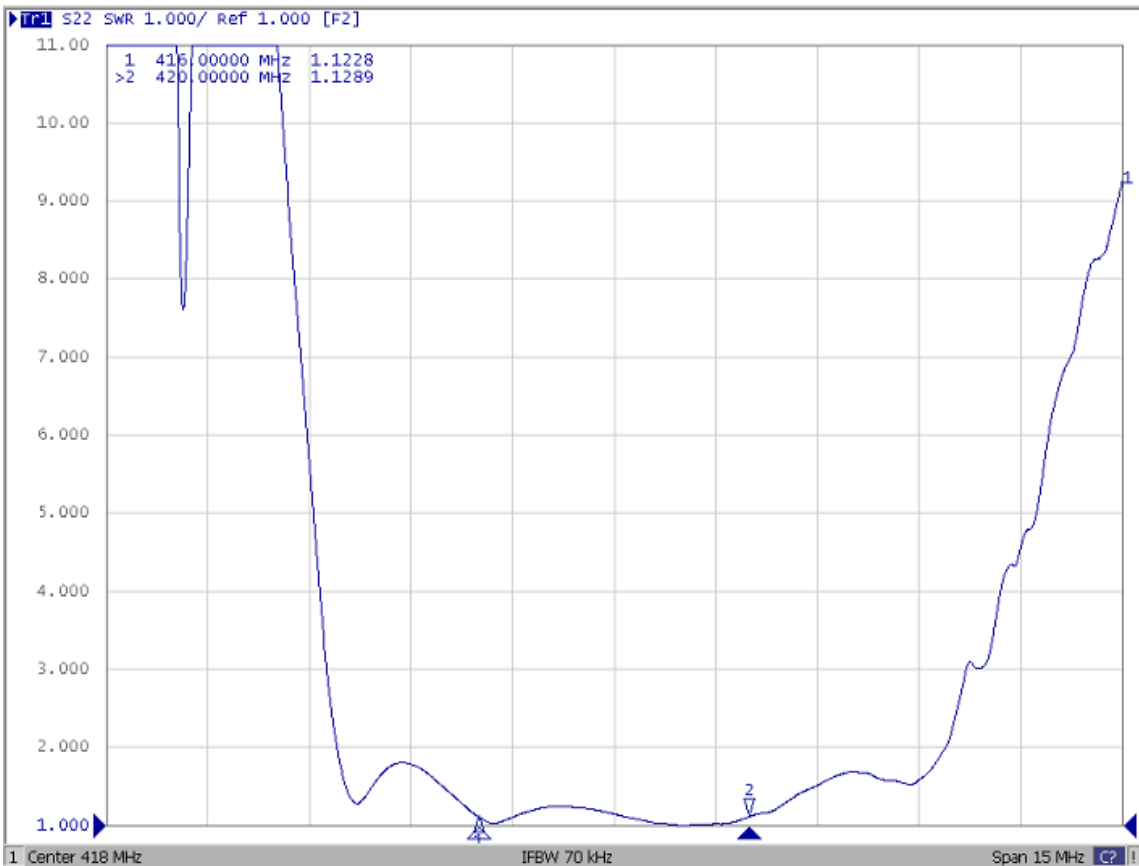


# Reflection Functions:

## S11

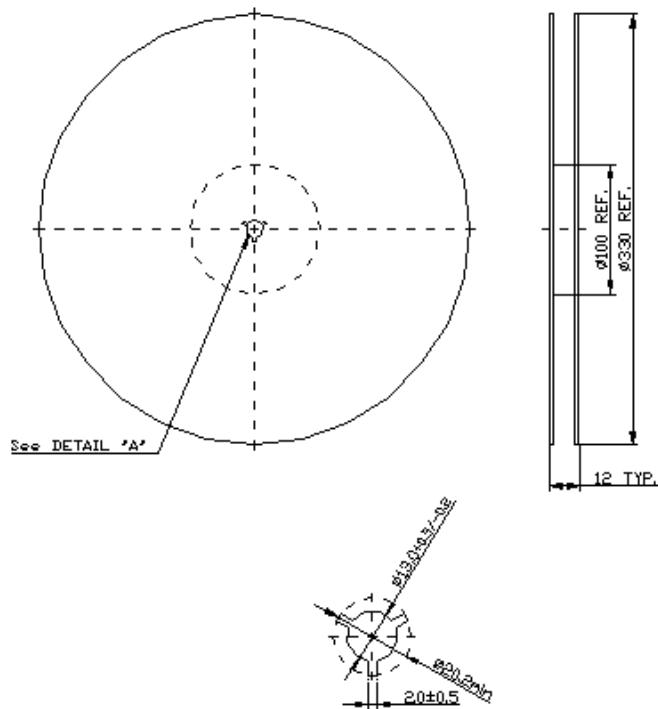


## S22

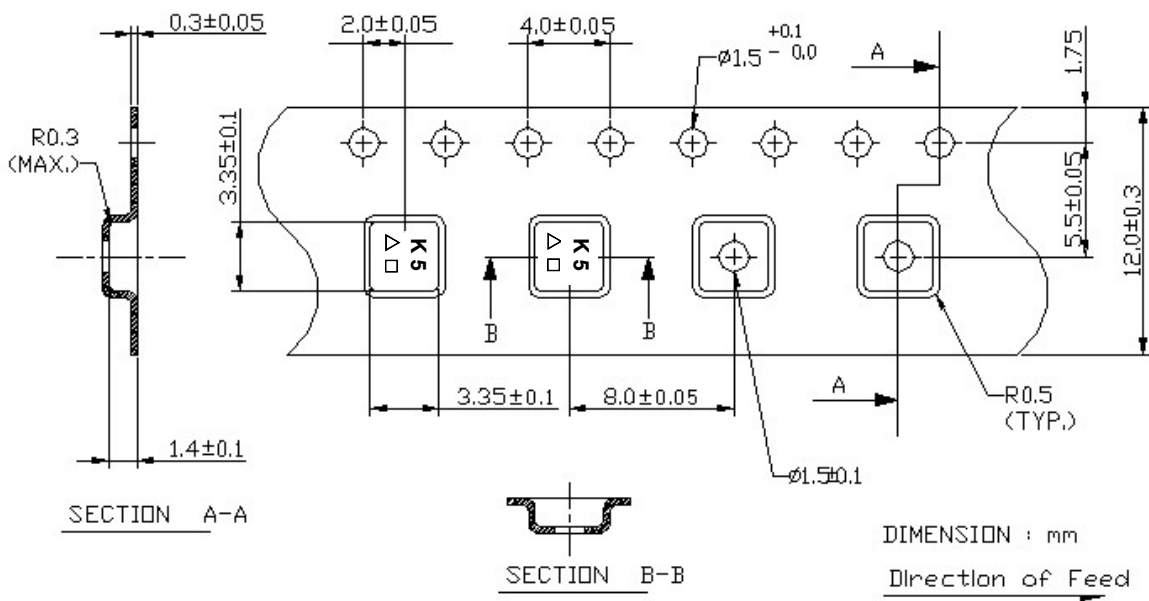


**G. PACKING:**

**1. REEL DIMENSION**



**2. TAPE DIMENSION**



**H. RECOMMENDED REFLOW PROFILE:**

