

1 Scope

The present specifications shall apply to an RM1.

2 Outline

Type	Silicon Diode (Mesa Type)
Structure	Resin Molded Flammability : UL94V-0(Equivalent)
Applications	Commercial Frequency Rectification

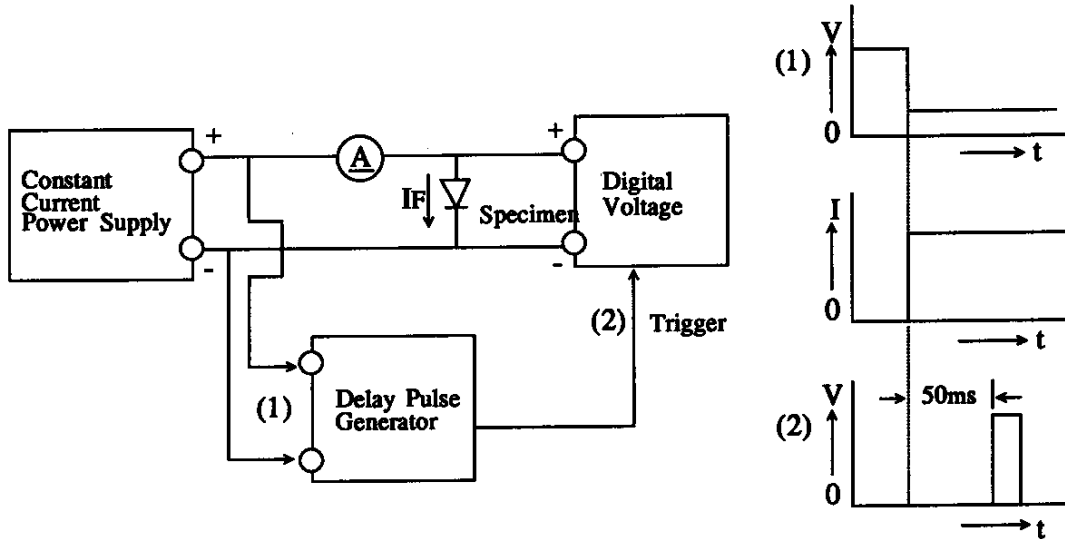
3 Absolute maximum ratings

No.	Item	Symbol	Unit	Rating	Conditions
1	Transient Peak Reverse Voltage	V_{RSM}	V	400	
2	Peak Reverse Voltage	V_{RM}	V	400	
3	Average Forward Current	$I_{F(AV)}$	A	1.0	Refer to derating curve in Section 6
4	Peak Surge Forward Current	I_{FSM}	A	50	10ms. Half sine wave, one shot
5	I^2t Limiting Value	I^2t	A^2s	12.5	$1ms \leq t \leq 10ms$
6	Junction Temperature	T_j	$^{\circ}C$	-40 to +150	
7	Storage Temperature	T_{stg}	$^{\circ}C$	-40 to +150	

4 Electrical characteristics ($T_a=25^{\circ}C$, unless otherwise specified)

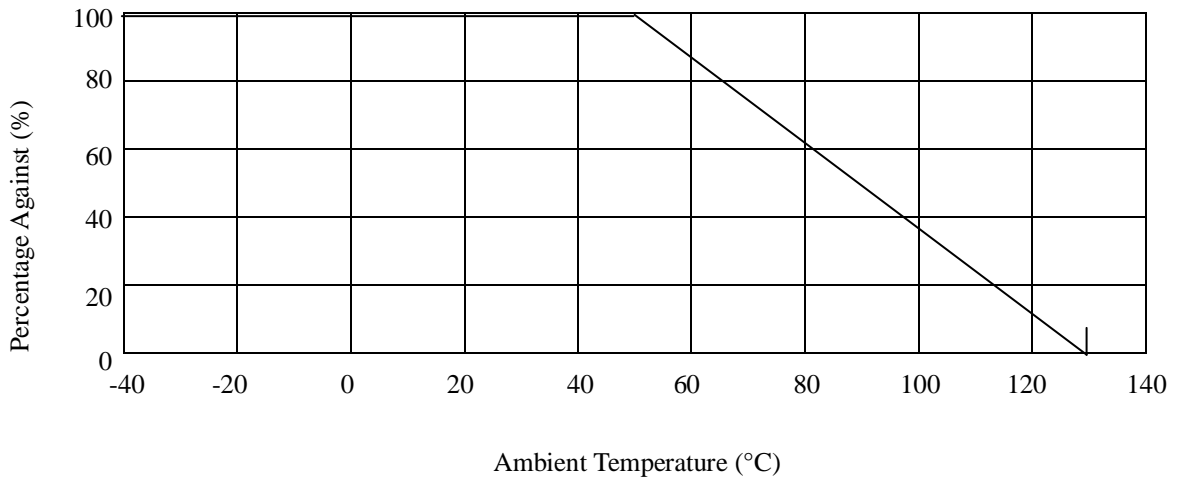
No.	Item	Symbol	Unit	Rating	Conditions
1	Forward Voltage Drop	V_F	V	0.95 max.	$I_F=1.0A$
2	Reverse Leakage Current	I_R	μA	5 max.	$V_R=V_{RM}$
3	Reverse Leakage Current Under High Temperature	$H \cdot I_R$	μA	50 max.	$V_R=V_{RM}, T_j=100^{\circ}C$
4	Thermal Resistance	$R_{th(j-l)}$	$^{\circ}C/W$	15 max.	Between Junction and Lead

5. V_F test and test circuit



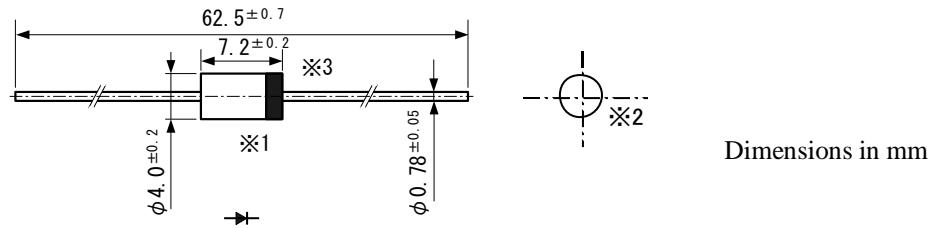
6. Derating

Derating to the ambient temperature
 Power loss generated by voltage is not taken into consideration.



7. Dimensions, inner structure and marking

7.1 Dimensions refer



- *1 The allowance position of body against the center of whole lead wire is 0.5mm (max.)
- *2 The centric allowance of lead wire against center of physical body is 0.3mm (max.)
- *3 The burr may exist up to 2mm from the body of lead.

7.2 Appearance

The body shall be clean and shall not bear any stain, rust or flaw.
The color of the case will be black.

7.3 Marking



- ①Polarity marking (Cathode band)
- ②Type marking : 2 set marking Ex.) RM1 RM1
- ③Lot No. marking : 2 set marking Ex.) 48... 48...
 - 4: Year (Last digit of calendar year)
 - 8 : Month (From 1 to 9 for Jan. to sep.,)
 - O for Oct., N for Nov., and D for Dec.
 - Ten days (· : First ten days
 - : Second ten days
 - : Third ten days)

The color of marking must be white.
The marking on the case of a part, which is printed in two positions, should be legible in either of the two at least.