



## 6.35mm Pitch Power Terminal Rising Clamp Terminal

### Features

- 2 & 3 pole double interlocking mechanism for increased strength
- Moulded in green UL94-V0 flame retardant PA68
- Professional rising clamp terminals
- 4mm<sup>2</sup> cable entry (10-30 AWG)
-  & IMQ approved UL pending
- Guided pin alignment
- Captive screws

CTB04VY series

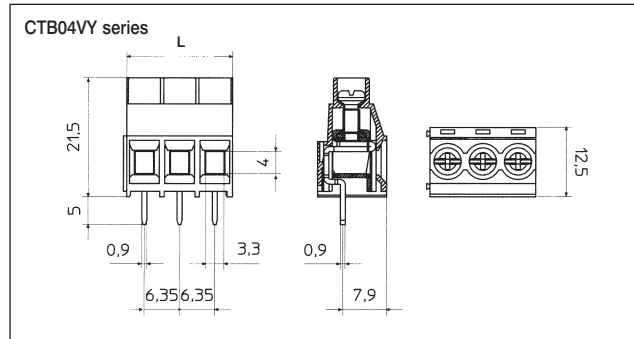


Type No.	Poles	Length
CTB04VY/2	2	12.70mm
CTB04VY/3	3	19.05mm
CTB04VY/4	4	25.40mm
CTB04VY/5	5	31.75mm
CTB04VY/6	6	38.10mm
CTB04VY/7	7	44.45mm
CTB04VY/8	8	50.80mm
CTB04VY/9	9	57.15mm
CTB04VY/10	10	63.50mm
CTB04VY/11	11	69.85mm
CTB04VY/12	12	76.20mm

### Specification


Rating	32A/450V (UL 30A/300V)
Dielectric strength	≥2.5kV/60sec
Insulation resistance	≥10MΩ
Working temperature	-20°C to 110°C
Moulding	UL94-V0 flame retardant PA68
Pin/terminal	5μ tinned, nickel plated brass
Clamp	Zinc plated steel
Screw/torque	M3 steel, 6μ zinc colour passivated and tropicalised/0.5Nm

Recommended PCB hole size  $\varnothing$ 1.1mm



## 9.52mm Pitch Power Terminal Rising Clamp Terminal

### Features

- 2 & 3 pole double interlocking mechanism for increased strength
- Moulded in green UL94-V0 flame retardant PA68
- Professional rising clamp terminals
- 4mm<sup>2</sup> cable entry (10-30 AWG)
-  & IMQ approved UL pending
- Guided pin alignment
- Captive screws

CTB04VZ series



Type No.	Poles	Length
CTB04VZ/2	2	19.04mm
CTB04VZ/3	3	28.56mm
CTB04VZ/4	4	38.08mm
CTB04VZ/5	5	47.60mm
CTB04VZ/6	6	57.12mm
CTB04VZ/7	7	66.64mm
CTB04VZ/8	8	76.16mm
CTB04VZ/9	9	85.68mm
CTB04VZ/10	10	95.20mm
CTB04VZ/11	11	104.72mm
CTB04VZ/12	12	114.24mm

### Specification

Rating	32A/750V (UL 30A/300V)
Dielectric strength	≥3kV/60sec
Insulation resistance	≥10MΩ
Working temperature	-20°C to 110°C
Moulding	UL94-V0 flame retardant PA68
Pin/terminal	5μ tinned, nickel plated brass
Clamp	Zinc plated steel
Screw/torque	M3 steel, 6μ zinc colour passivated and tropicalised/0.5Nm

Recommended PCB hole size  $\varnothing$ 1.1mm

