



REV A January 2010

Oscilent Controlled Document

Ordering Code / Part Number

803-RF430.0M-A


Product Description

Wireless, RF SAW Filter

Specification Contents

- o Mechanical Dimensions
- o Test Circuit
- o Maximum Ratings
- o Electrical Specification
- o Frequency Performance

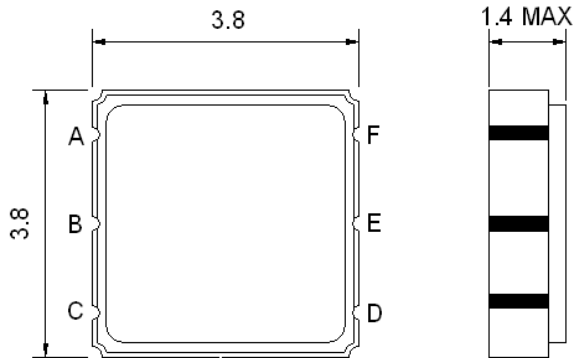
Notes

- o Electrostatic Sensitive Device (ESD) 
- o Avoid excessive ultrasonic exposure
- o Solderability compatible with JEDEC J-STD-020C Pb-free process, 260°C peak reflow temperature
- o This product complies with EU directive 2002/95/EC (RoHS compliance)

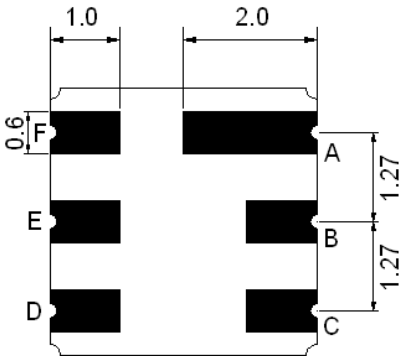




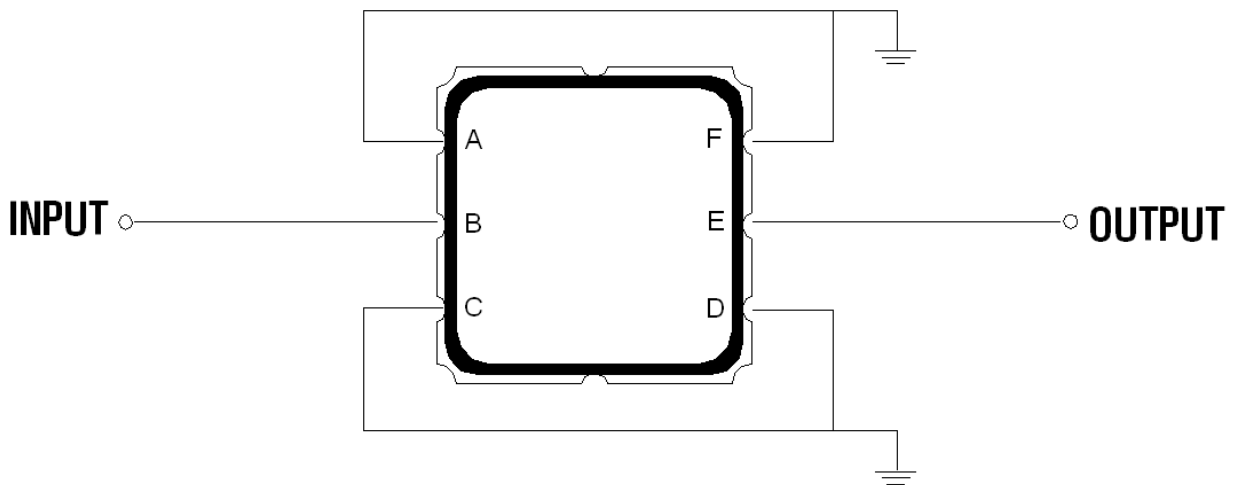
Mechanical Dimensions (mm)



Pin Description	
A, C, D, F	Ground
B	In
E	Out



Test Circuit



Source and Load Impedance: 50 Ω



Maximum Ratings

Parameters Description	Unit	Minimum	Typical	Maximum
Operating Temperature Range	°C	-10	-	+65
Storage Temperature Range	°C	-40	-	+85
Maximum DC Voltage	V	-	-	10
Maximum Input Power	dBm	-	-	0
Source Impedance (single ended) ⁽¹⁾	Ω	-	50	-
Load Impedance (single ended) ⁽¹⁾	Ω	-	50	-

Notes: No Matching Network (Ref. Testing Environment Circuit as shown above).

Electrical Specification

Parameters Description	Unit	Minimum	Typical	Maximum
Center Frequency (Fo)	MHz	-	430.0	-
Insertion Loss within 428 ~ 432 MHz	dB	-	3.7	4.5
Amplitude Ripple within 428 ~ 432 MHz	dB _{p-p}	-	1.5	2.0
Attenuation:				
Fo-100 ~ Fo-40.8 MHz	dB	50	62	-
Fo+40.8 ~ Fo+100 MHz	dB	50	61	-



Frequency Performance

