


# E-Series RF 1:4 Transmission Line Step-up Transformer

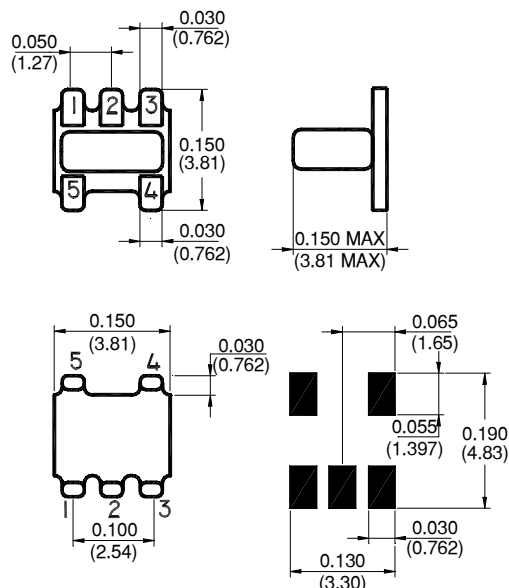


## Features

- Surface Mount
- 1:4 Impedance Ratio
- CT on Secondary
- Available on Tape & Reel




## SM-22 Package



## Description

M/A-COM's ETK4-2T is a 1:4 RF transmission line step-up transformer in a low cost, surface mount package. Ideally suited for high volume applications.

## Schematic



## Electrical Specifications @25°C

Parameter	Units	Nominal	Typical	Minimum	Maximum
Frequency Range	2 - 1000	MHz	—	—	—
Insertion Loss	5 - 250 MHz	dB	—	—	1.0
	3 - 500 MHz	dB	—	—	2.0
	2.5 - 700 MHz	dB	—	—	3.0
	2.0 - 1000MHz	dB	—	—	4.0
Amplitude Imbalance	2 - 300 MHz	dB	—	—	0.3
	300 - 1000 MHz	dB	—	—	2.0
Phase Imbalance	2 - 300MHz	Degrees	—	—	5.0
	300 - 1000MHz	Degrees	—	—	20

Please Note that the photograph above indicates typical package only, not actual unit.

V3.00 S 0967 D

**ADVANCED:** Data Sheets contain information regarding a product M/A-COM Technology Solutions is considering for development. Performance is based on target specifications, simulated results, and/or prototype measurements. Commitment to develop is not guaranteed.

**PRELIMINARY:** Data Sheets contain information regarding a product M/A-COM Technology Solutions has under development. Performance is based on engineering tests. Specifications are typical. Mechanical outline has been fixed. Engineering samples and/or test data may be available. Commitment to produce in volume is not guaranteed.

• **North America** Tel: 800.366.2266 • **Europe** Tel: +353.21.244.6400  
 • **India** Tel: +91.80.43537383 • **China** Tel: +86.21.2407.1588

Visit [www.macomtech.com](http://www.macomtech.com) for additional data sheets and product information.

M/A-COM Technology Solutions Inc. and its affiliates reserve the right to make changes to the product(s) or information contained herein without notice.

## Absolute Maximum Ratings

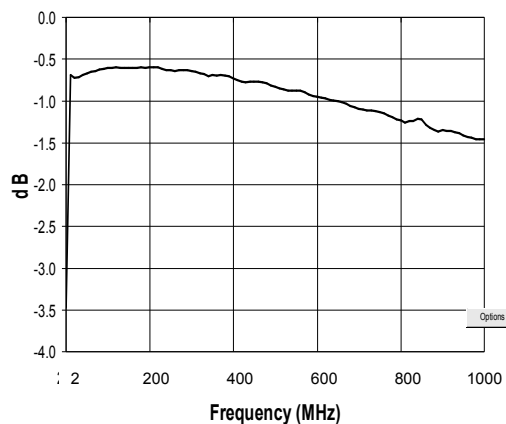
Parameter	Absolute Maximum
RF Power	250 mW
DC Current	30 mA
Operating Temperature	-40°C to +85°C
Storage Temperature	-55°C to 100°C

## Functional Configuration

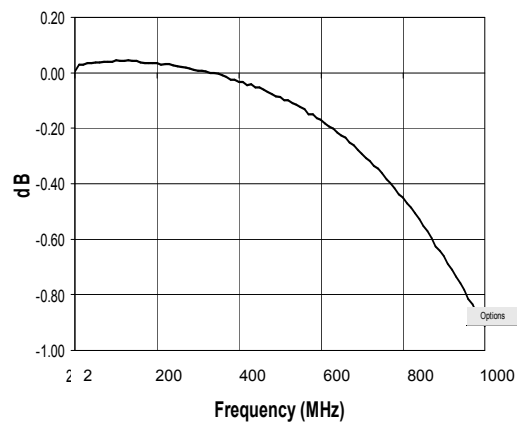
Function	Pin No.
Primary Dot	5
Primary	4
Primary CT	—
Secondary Dot	1
Secondary	3
Secondary CT	2
Case Ground	—
Not Connected	—

## Typical Performance @ +25°C

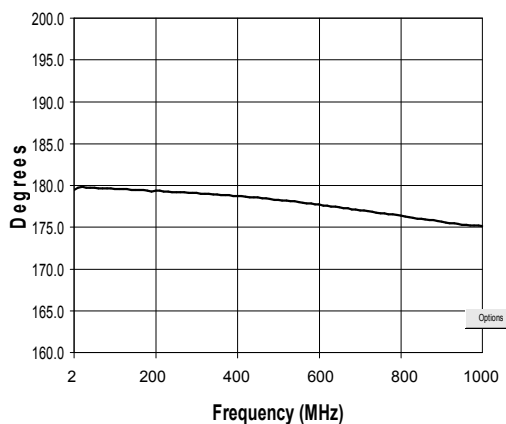
Insertion Loss



Amplitude Imbalance



Phase Imbalance



V3.00 S 0967 D

**ADVANCED:** Data Sheets contain information regarding a product M/A-COM Technology Solutions is considering for development. Performance is based on target specifications, simulated results, and/or prototype measurements. Commitment to develop is not guaranteed.

**PRELIMINARY:** Data Sheets contain information regarding a product M/A-COM Technology Solutions has under development. Performance is based on engineering tests. Specifications are typical. Mechanical outline has been fixed. Engineering samples and/or test data may be available. Commitment to produce in volume is not guaranteed.

• **North America** Tel: 800.366.2266 • **Europe** Tel: +353.21.244.6400  
 • **India** Tel: +91.80.43537383 • **China** Tel: +86.21.2407.1588

Visit [www.macomtech.com](http://www.macomtech.com) for additional data sheets and product information.

M/A-COM Technology Solutions Inc. and its affiliates reserve the right to make changes to the product(s) or information contained herein without notice.