

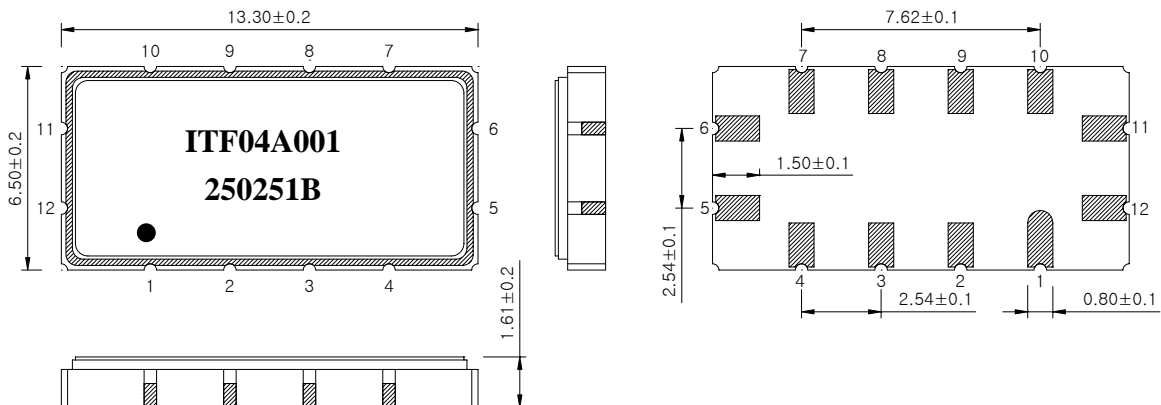
SAW Bandpass Filter 250251B



1. Features

- IF Bandpass Filter
- Low-Loss Filter
- Single-Ended Operation
- Ceramic Surface Mount Device (SMD) Package
- Maximum Storage Temperature Range : -40 °C ~ 85 °C
- Electrostatics Sensitive Device (ESD)

2. Package Dimensions



Package : S1365

Dimensions shown are nominal in millimeters

Body : Al₂O₃ Ceramic

Lid : Kovar, Ni Plated

Terminations : Au plating 0.3 ~ 1.0 um, Over a 1.27 ~ 8.89 um Ni Plating

Pad Configuration	
11	Input
5	Output
6, 12	Ground
Other	Case ground



ITF Co., Ltd.
 102-901, Bucheon Technopark 364,
 Samjeong-Dong, Ojeong-Gu, Bucheon-City,
 Gyeonggi-Do, Korea 421-809

Part No.	250251B	
Rev. Date	2004-03-17	
Rev.	NW3033-CS01	1/5

SAW Bandpass Filter 250251B



3. Specifications

Fo = 140 MHz

Terminating source impedance : 50Ω and matching network

Terminating load impedance : 50Ω and matching network

Operating Temperature Range : -10°C ~ +60°C		Minimum	Typical	Maximum
Center Frequency	MHz	-	140.0	-
Insertion Loss	dB	-	11.0	14.5
1dB Bandwidth	MHz	-	1.77	-
3dB Bandwidth	MHz	1.9	2.2	-
25dB Bandwidth	MHz	-	3.4	3.5
Amplitude Ripple (Fo +/- 0.6 MHz)	dB	-	0.6	1.5
Group Delay Variation (Fo +/- 0.6 MHz)	nsec	-	170	300
Absolute Delay	usec	-	1.7	-
Attenuation at Fo +/- 1.75 MHz	dB	20	25	-
Ultimate Rejection	dB	35	45	-
Temperature Coefficient of Frequency	ppm/°C	-	-23	-

Room Temperature : +25°C		Minimum	Typical	Maximum
Amplitude Ripple (Fo +/- 0.7 MHz)	dB	-	0.6	1.5
Group Delay Variation (Fo +/- 0.7 MHz)	nsec	-	180	300

Notes :

- 1) All specifications are based on the matching schematic shown below
- 2) All specifications are measured by Agilent Network analyzer and full 2 port calibration
- 3) Electrical margin has been built into the design to account for the variations due to temperature drift and manufacturing tolerances
- 4) All attenuation measurements are measured relative to insertion loss

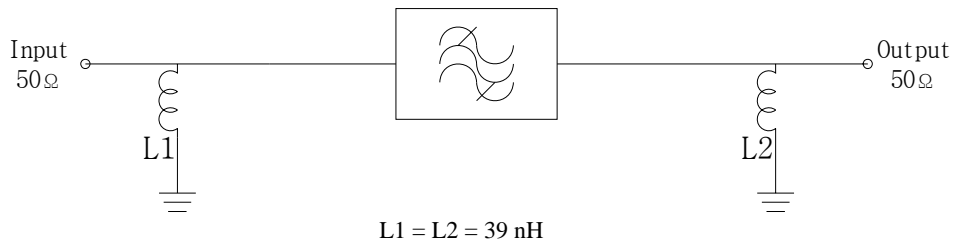
	ITF Co., Ltd. 102-901, Bucheon Technopark 364, Samjeong-Dong, Ojeong-Gu, Bucheon-City, Gyeonggi-Do, Korea 421-809	Part No.	250251B	
		Rev. Date	2004-03-17	
		Rev.	NW3033-CS01	2/5

SAW Bandpass Filter 250251B



4. Matching Schematic

(Actual matching values may vary due to PCB layout and parasitics)



5. Marking Configuration

ITF¹⁾ 04A001²⁾

250251B³⁾


●⁴⁾

1) Manufacturer name

2) Lot Number

3) Part Number

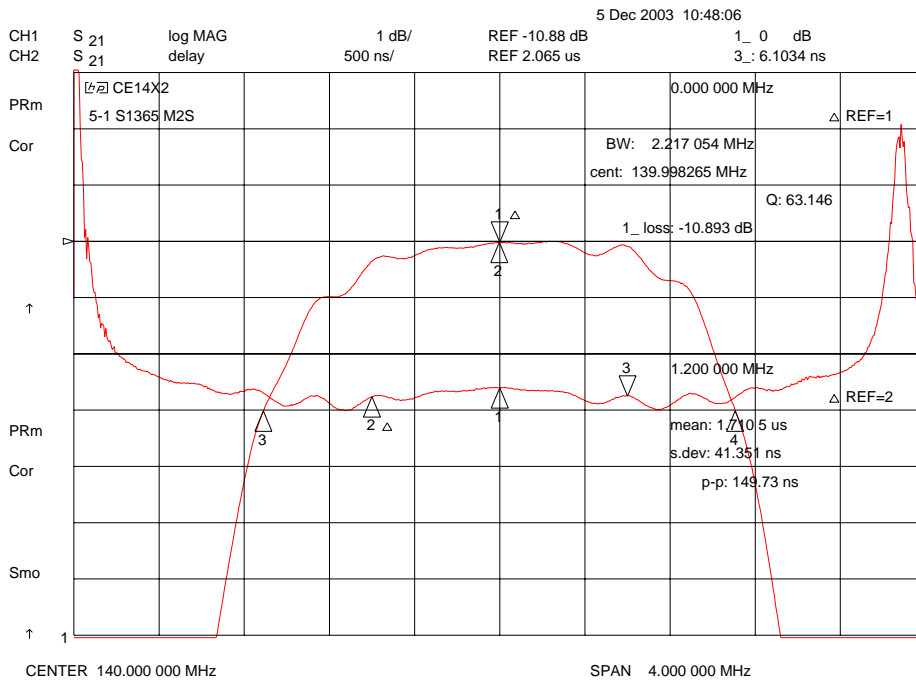
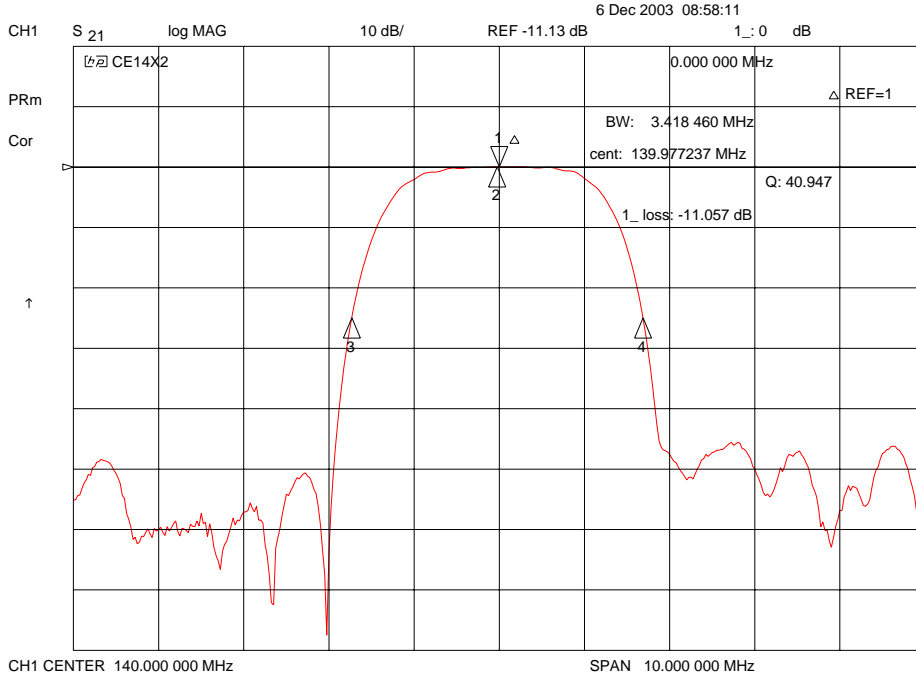
4) Pad Number 1 Index

 Integrated Technology Future	ITF Co., Ltd. 102-901, Bucheon Technopark 364, Samjeong-Dong, Ojeong-Gu, Bucheon-City, Gyeonggi-Do, Korea 421-809	Part No.	250251B	
		Rev. Date	2004-03-17	
		Rev.	NW3033-CS01	3/5

SAW Bandpass Filter 250251B

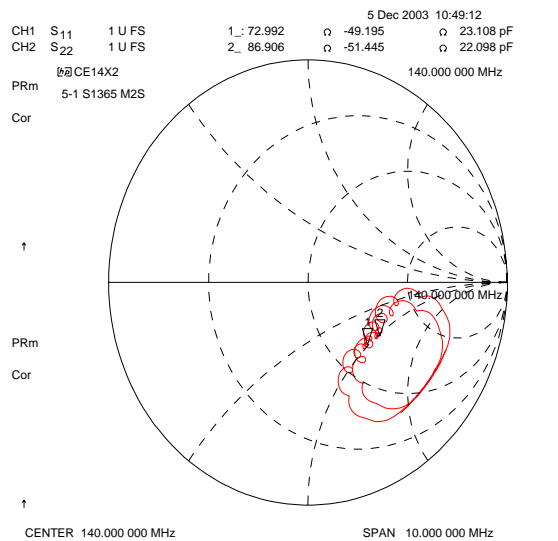
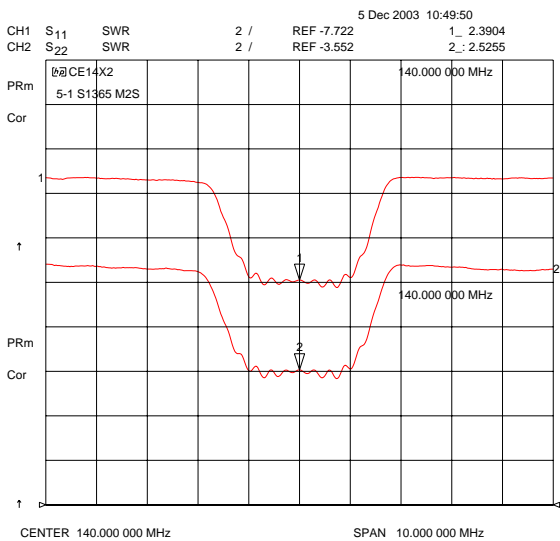
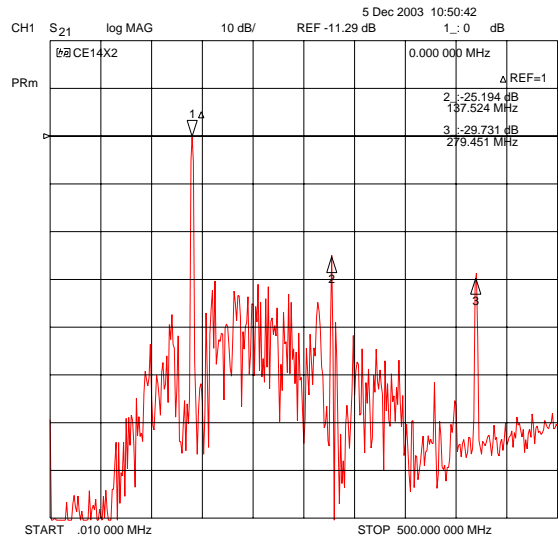
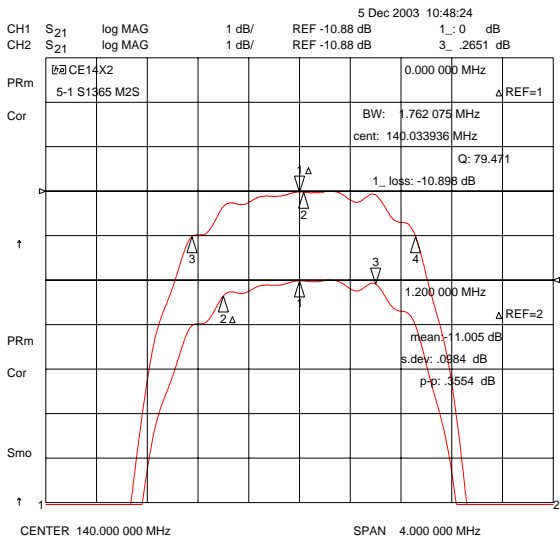


6. Typical Performance (at +25°C)



	ITF Co., Ltd. 102-901, Bucheon Technopark 364, Samjeong-Dong, Ojeong-Gu, Bucheon-City, Gyeonggi-Do, Korea 421-809	Part No.	250251B	
		Rev. Date	2004-03-17	
		Rev.	NW3033-CS01	4/5

SAW Bandpass Filter 250251B



ITF Co., Ltd.
 102-901, Bucheon Technopark 364,
 Samjeong-Dong, Ojeong-Gu, Bucheon-City,
 Gyeonggi-Do, Korea 421-809

Part No.	250251B	
Rev. Date	2004-03-17	
Rev.	NW3033-CS01	5/5