




RHCA4532 series is chip surge absorber for protection from indirect lighting surge, smaller and thinner than ceramic tube lead type, adaptable to high density surface mount technology. Impulse current capacity is 2,000A 8/20 $\mu$ s.



Safety Standard	File No.
UL :UL497B	E139599

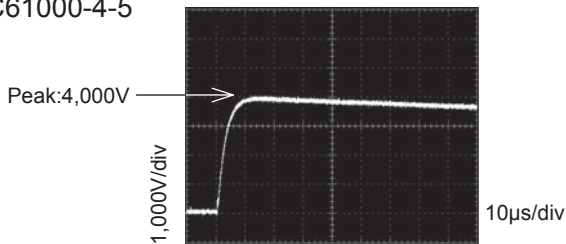
**Features**

- Chip surge absorber for protection from indirect lighting surge, adaptable for high density surface mount technology
- Usable for reflow / flow soldering
- Compliance with IEC61000-4-5, ITU-T
  1. Impulse current capacity 2,000A 8/20 $\mu$ s
  2. 10/700 $\mu$ s-4,000V
- Good impulse absorbency
- Small electrostatic capacity(Maximum 0.6pF)
- Embossed taping

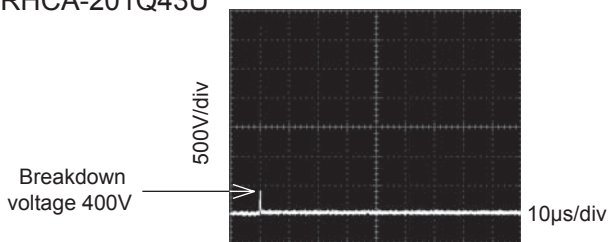


**Impulse Absorption Characteristics**

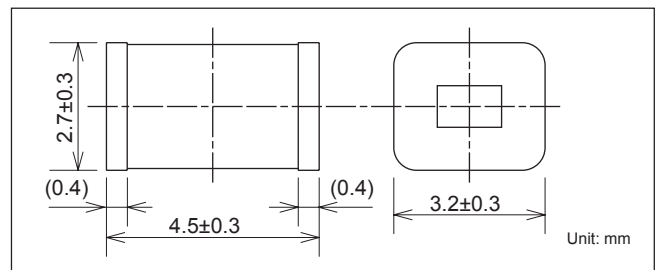
Impulse waveform 10/700 $\mu$ s-4,000V, IEC61000-4-5



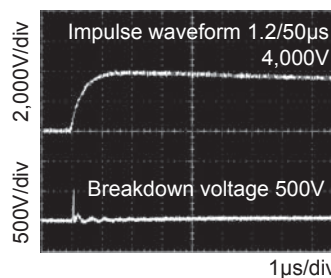
RHCA-201Q43U



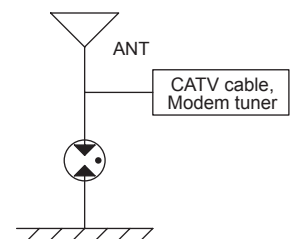
**Dimensions**



Combination wave  
1.2/50 $\mu$ s-8/20 $\mu$ s, 4,000V  
IEC61000-4-5



**Example**

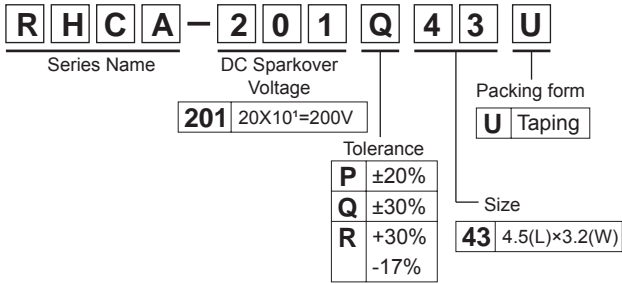


**Electrical Specifications**

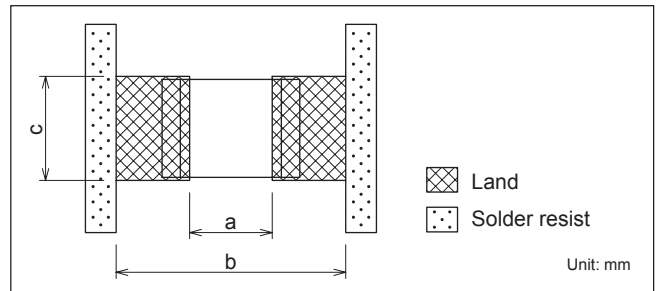
Safety Standard	Model Number*1	DC Sparkover Voltage (V)	Insulation Resistance	Capacitance 1MHz	Impulse Life Test	Impulse Discharge Current	Impulse Withstand Voltage Capacity
	RHCA-900□43U	90	1,000M $\Omega$ min.(DC50V)	0.6pF max.	8/20 $\mu$ s 100A 300 times	8/20 $\mu$ s, 2,000A Positive/Negative 5 times	10/700 $\mu$ s 4,000V (R=25 $\Omega$ ) Positive/Negative 5 times (Conforms to ITU-T)
	RHCA-201□43U	200					
	RHCA-301□43U	300					
	RHCA-351□43U	350					
	RHCA-401□43U	400					
	RHCA-401R43U*2	400					
	RHCA-501□43U	500					
RHCA-601□43U	600						

\*1 □: Tolerance  $\pm 20\%$ =P, Tolerance  $\pm 30\%$ =Q  
\*2 Conforms to ITU-T K.21 Enhanced test

● Model numbering system

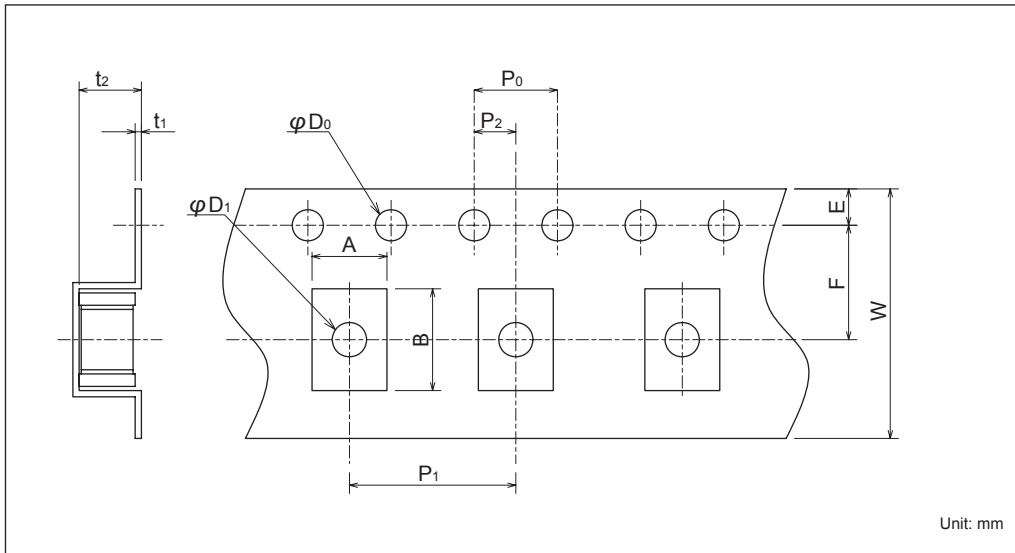


● Recommended Land Pattern



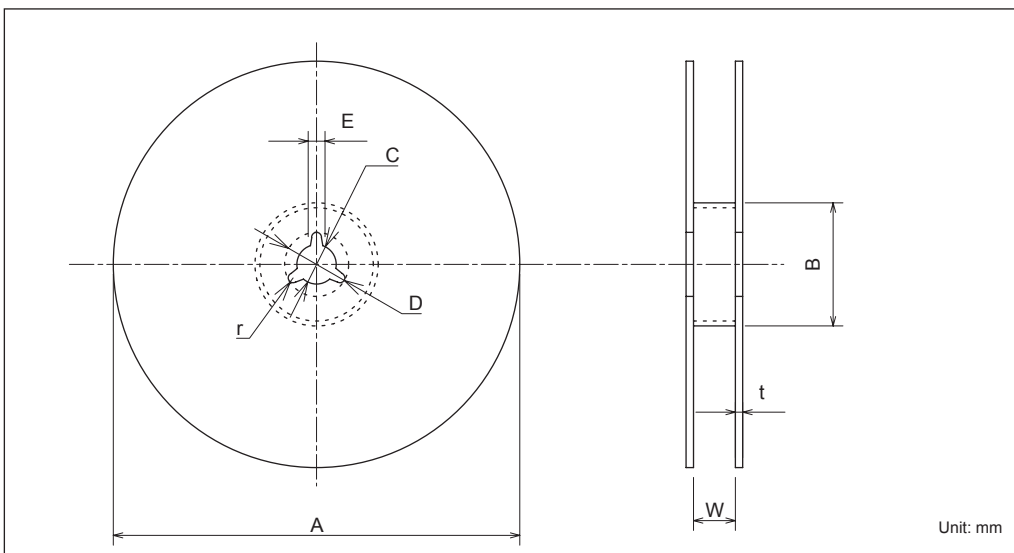
	Dimensions (mm)		
	a	b	c
Reflow Soldering	2.7	6.5 ~ 8.5	3.4
Flow Soldering	2.9	6.5 ~ 9.5	3.6

● Taping Dimensions



Dimensions (mm)	
A	3.6±0.2
B	4.9±0.2
W	12.0±0.3
F	5.5±0.05
E	1.75±0.1
P1	8.0±0.1
P2	2.0±0.05
P0	4.0±0.1
D0	φ 1.5 <sup>+0.1</sup> <sub>-0</sub>
D1	φ1.65±0.15
t1	0.30±0.1
t2	3.0±0.2

● Reel Dimensions (3,000pcs per one reel)



Dimensions (mm)	
A	φ 330±2
B	φ 80±0.5
C	φ 13.0±0.5
D	φ 21±0.8
E	2.0±0.5
W	13.5 <sup>+1.0</sup> <sub>-0.5</sub>
t	1.6±0.5
r	1.0