

## Ultra Linear Driver Amplifier - 2 Watts 1800 to 2000 MHz

Rev. V1

### Features

- LOW NOISE FIGURE: 2.3 dB (TYP.)
- GAIN: 21.3 dB (TYP.)
- HIGH P1dB: +33.5 dBm (TYP.)
- HIGH IP<sup>3</sup>: +49 dBm (TYP.)
- BROADBAND RESPONSE: 1.5 GHz TO 2.2 GHz (TYP.)


### Description

The PA1132 is a discrete hybrid linear power amplifier design, which uses thick film solder manufacturing processes for accurate performance and high reliability.

This 2 stage GaAs FET transistor design uses feedback loops for flat broadband linear performance, with very low noise figure.

The model is particularly suited for power driver applications used in the base station & repeater infrastructure, and for commercial & military radios.

### Product Image



### Ordering Information

Part Number	Package
PA1132	Flange Mount Carrier

### Electrical Specifications: $Z_0 = 50\Omega$ , $V_{CC} = +12 V_{DC}$

Parameter	Units	Typical	Guaranteed
		25°C	0°C to +85°C
Frequency	MHz	1800-2000	1800-2000
Small Signal Gain (min)	dB	21.3	19.0
Gain Flatness (max)	dB	$\pm 0.25$	$\pm 0.5$
Noise Figure (max)	dB	2.3	3.0
Reverse Isolation	dB	37.0	
Power Output @ 1.0 dB Comp. (min.)	dBm	+33.5	+32.0
Output IP <sup>3</sup>	dBm	+49.0	+46.0
VSWR Input / Output (max.)		1.6:1 / 1.8:1	2.0:1 / 2.0:1
DC Current @ +12 Volts (max.)	mA	495	510

### Absolute Maximum Ratings

Parameter	Absolute Maximum
Storage Temperature	-40°C to +85°C
Operation Base Temperature	+85°C
Max. DC Voltage	+15 Vdc
Max. Continuous RF Input Power	+15 dBm

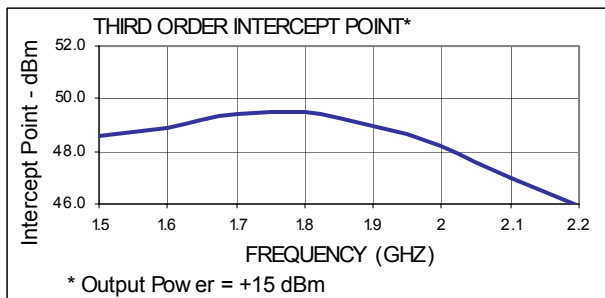
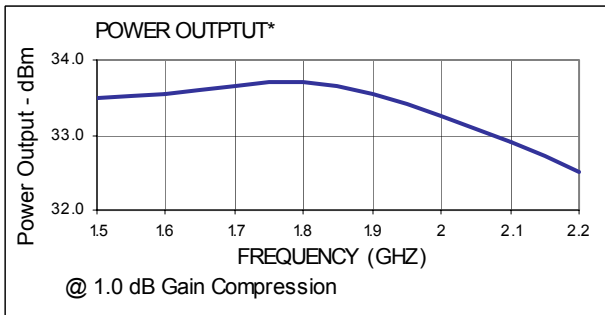
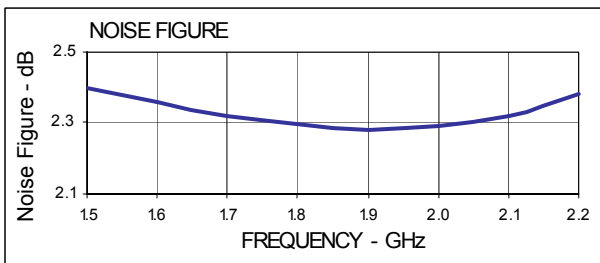
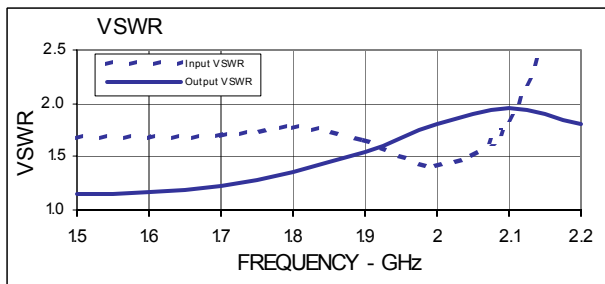
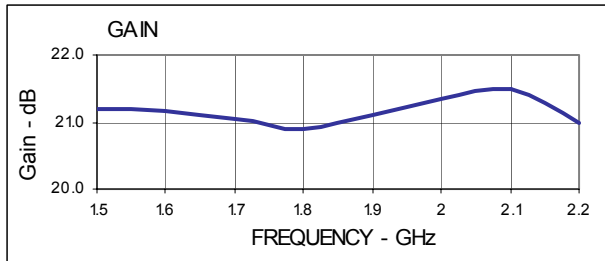
### Thermal Data: $V_{CC} = +12 V_{DC}$

Parameter	Rating
Thermal Resistance $\theta_{jc}$	22°C/W
Junction Temperature Rise Above Case $T_{jc}$	51°C

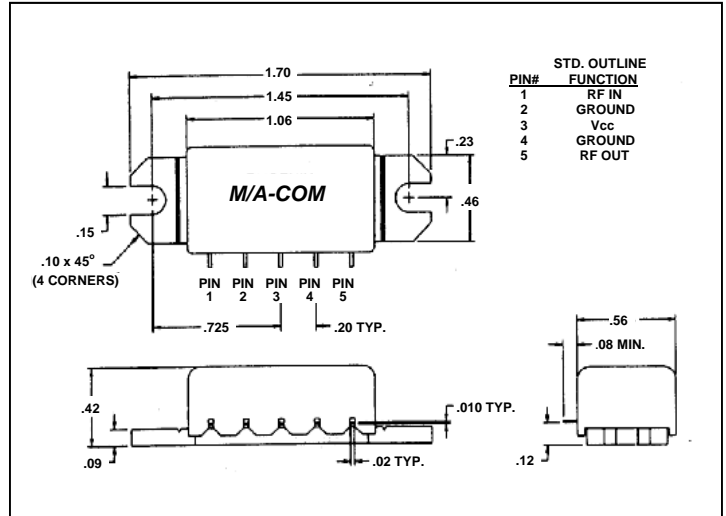
## Ultra Linear Driver Amplifier - 2 Watts 1800 to 2000 MHz

Rev. V1

### Typical Performance Curves at +25°C



### Outline Drawing: Flange Mount Carrier \*



\* Dimensions are inches ± 0.015 unless otherwise specified.

**ADVANCED:** Data Sheets contain information regarding a product M/A-COM Technology Solutions is considering for development. Performance is based on target specifications, simulated results, and/or prototype measurements. Commitment to develop is not guaranteed.  
**PRELIMINARY:** Data Sheets contain information regarding a product M/A-COM Technology Solutions has under development. Performance is based on engineering tests. Specifications are typical. Mechanical outline has been fixed. Engineering samples and/or test data may be available. Commitment to produce in volume is not guaranteed.

- **North America** Tel: 800.366.2266 / Fax: 978.366.2266
- **Europe** Tel: 44.1908.574.200 / Fax: 44.1908.574.300
- **Asia/Pacific** Tel: 81.44.844.8296 / Fax: 81.44.844.8298

Visit [www.macomtech.com](http://www.macomtech.com) for additional data sheets and product information.

M/A-COM Technology Solutions Inc. and its affiliates reserve the right to make changes to the product(s) or information contained herein without notice.