


FEATURES

- HIGH POWER AND LOW INTERNAL RESISTANCE
- HIGH CAPACITANCE (UP TO 200F)
- IDEAL AS POWER SUPPLY BACK-UP

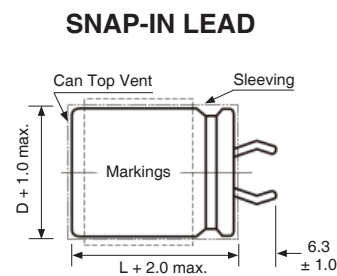
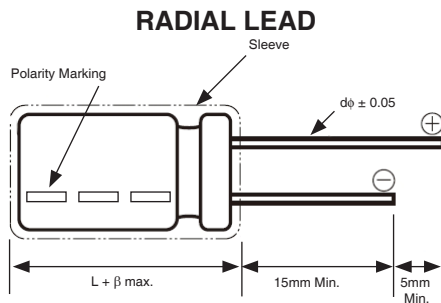


CHARACTERISTICS

Series	NEDZN
Rated Voltage Range	2.5 & 2.7VDC
Rated Capacitance Range	0.7F ~ 200F (700,000 μ F ~ 200,000,000 μ F)
Operating Temp. Range	-25°C ~ +70°C
Capacitance Tolerance	+80%/-20% (Z)
Load Life Test @ +70°C 1,000 hours	ΔC = Less than $\pm 30\%$ of initial measured value
	Max. ESR = Less than 400% of the specified max.
Temperature Characteristics -25°C & +70°C	ΔC = Within +30% of 20°C value
	Max. ESR = Less than 500% of 20°C value
Shelf Life @ +70°C 1,000 hours	ΔC = Less than $\pm 30\%$ of initial measured value
	Max. ESR = Less than 400% of the specified max. value

STANDARD VALUES AND SPECIFICATIONS

NIC P/N	Case Size (mm)	Capacitance (F)	Max. Leakage Current After 24 Hours (mA)	Max. ESR @ 1KHz (m Ω)	Typical ESR @ 1KHz (m Ω)	Lead Style
NEDZN704Z2.5V8X15F	8X15	0.7	0.1	400	200	Radial
NEDZN904Z2.5V6.3X14F	6.3X14	0.9	0.1	400	300	Radial
NEDZN105Z2.5V8X12F	8X12	1.0	0.1	300	150	Radial
NEDZN275Z2.5V8X22F	8X22	2.7	0.2	300	120	Radial
NEDZN335Z2.5V10X20F	10X20	3.3	0.2	200	60	Radial
NEDZN475Z2.5V10X20F	10X20	4.7	0.3	100	70	Radial
NEDZN685Z2.5V10X30F	10X30	6.8	0.4	100	40	Radial
NEDZN106Z2.5V10X35F	10X35	10	0.5	100	35	Radial
NEDZN206Z2.5V18X35F	18X35	20	0.8	100	25	Radial
NEDZN306Z2.5V18X40F	18X40	30	0.8	100	20	Radial
NEDZN506Z2.5V25X40F	25X40	50	1.0	80	15	Snap-in
NEDZN107Z2.5V25X50F	25X50	100	1.0	80	15	Snap-in
NEDZN207Z2.5V35X50F	35X50	200	2.0	80	8	Snap-in



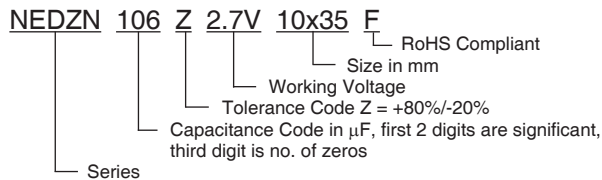
PRECAUTIONS

WASHING is NOT RECOMMENDED. Additional guidelines and precautions can be found at www.niccomp.com/precautions
 If in doubt or uncertainty, please review your specific application - process details with NIC's technical support personnel: tpmg@niccomp.com

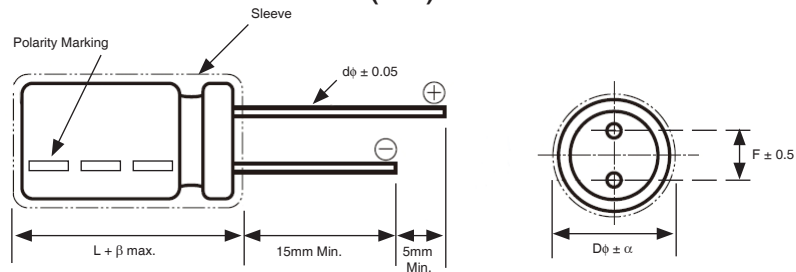


NIC P/N	Case Size (mm)	Capacitance (F)	Max. Leakage Current After 24 Hours (mA)	Max. ESR @ 1KHz (mΩ)	Typical ESR @ 1KHz (mΩ)	Lead Style
NEDZN704Z2.7V8X15F	8X15	0.7	0.1	400	200	Radial
NEDZN105Z2.7V8X12F	8X12	1.0	0.1	300	150	Radial
NEDZN275Z2.7V8X22F	8X22	2.7	0.2	300	120	Radial
NEDZN305Z2.7V8X22F	8X22	3.0	0.2	300	120	Radial
NEDZN335Z2.7V10X20F	10X20	3.3	0.2	200	90	Radial
NEDZN475Z2.7V10X20F	10X20	4.7	0.3	100	70	Radial
NEDZN685Z2.7V10X30F	10X30	6.8	0.4	100	40	Radial
NEDZN106Z2.7V10X35F	10X35	10	0.5	100	35	Radial
NEDZN206Z2.7V18X35F	18X35	20	0.8	100	25	Radial

PART NUMBER SYSTEM



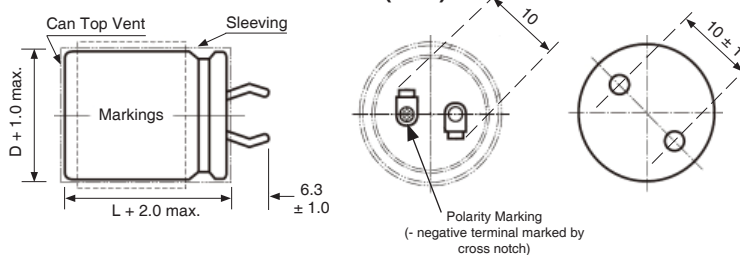
RADIAL LEAD DIMENSIONS (mm)



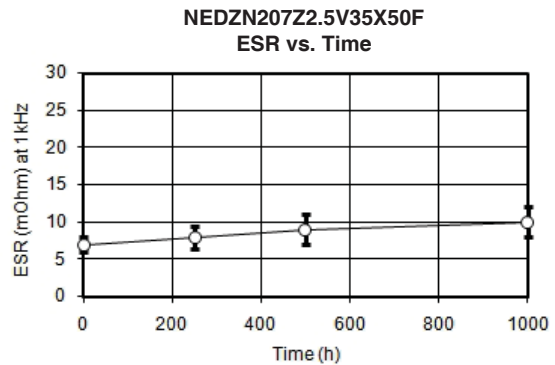
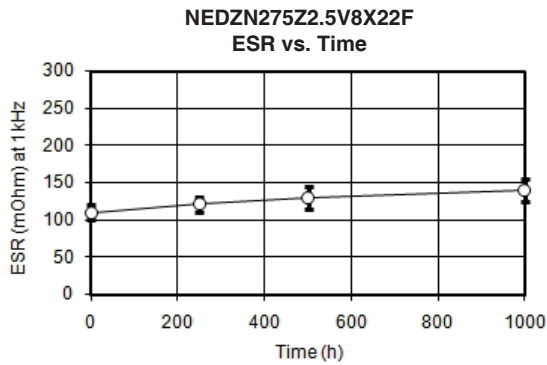
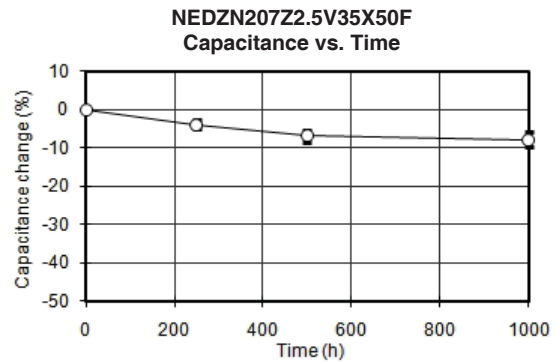
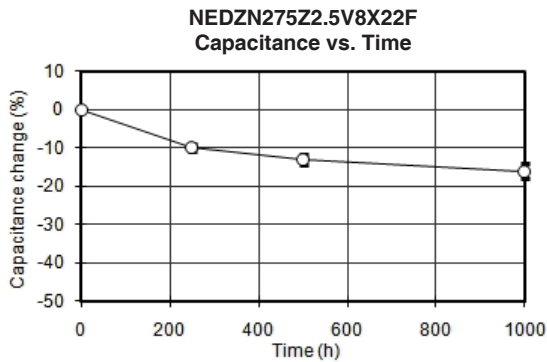
Case Dia. (D ϕ)	5	6.3	8	10	12.5	16	18
Lead Space (F)	2.0	2.5	3.5	5.0	7.5		
Lead Dia. (d ϕ)			0.6			0.8	
Dim. β				2.0			

Drawing is representative of parts as supplied in bulk or straight lead format, please see taping specification for details on taped format packaging.

SNAP-IN LEAD DIMENSIONS (mm)



LOAD LIFE TEST (+70°C, 2.5V APPLIED)



TEMPERATURE CHARACTERISTICS

