



High-quality, seamless-barrel metric ring terminals allow for optimum fit and maximum electrical performance when terminating connections to metric screws or threaded posts and are widely used in solderless wiring applications

Introducing high-quality metric-size solderless ring terminals featuring insulated Avikrimp™ and un-insulated VersaKrimp™ seamless barrel types. The terminals provide maximum electrical performance for metric terminations using studs up to 10mm in diameter and wire size up to 6mm².

Solderless ring terminals meet UL requirements only when crimped using Molex recommended tooling; however terminals may be crimped with a variety of industry-standard tooling.

For additional information visit: www.molex.com/link/metricringterminals.html

Features and Benefits

Terminals designed with metric ring sizes	Enables universal use with metric-size studs/screws up to 10mm in diameter and wire sizes up to 6mm²
VersaKrimp™ style un-insulated rings feature a brazed seam on the crimp barrel	Creates a seamless barrel that eliminates the need for proper orientation of the barrel during crimping; permits 360° of rotation in the crimp jaws for faster and more reliable crimping
Avikrimp™ style rings are pre-insulated with Nylon on the barrel	Prevents arcing between adjacent terminals on a barrier strip when the barrels are exposed beyond the edge of the strip Nylon does not contain Halogens and is Glow Wire tested for safety
Avikrimp™ barrel has tin-plated brass ferrule	Provides double-crimp: both conductor and insulation crimp (strain relief) for optimum vibration resistance; fulfills TUV, VDE, IEC and DIN requirements Creates a seamless conductor crimp that eliminates the need for proper orientation of the barrel during crimping; permits 360° of rotation in the crimp jaws
Terminals are constructed of high-quality, oxygen-free copper with tin plating	Protects from oxidation, which can result in high contact resistance and failure; ensures a highly conductive and reliable crimp
Terminals available on Mylar tape on request	Allows for high-volume termination and the most cost-effective and efficient wire-harness production
Molex crimp tooling available	Terminals meet UL requirements only when used with Molex recommended tooling

Metric Ring Terminals

19323 VersaKrimp™ style (un-insulated)

19324 Avikrimp™ style (barrel insulated)



VersaKrimp™ and Avikrimp™ Metric Ring Terminals



Avikrimp™ Metric Ring Terminal



VersaKrimp™ Metric Ring Terminal

Applications

Industrial

- Electrical panels
- Wiring harnesses
- Terminal blocks

Automotive Aftermarket

- Wiring harnesses
- After-market audio or video

Consumer

- Appliances / white goods
- Consumer electronics / brown goods




Security

Metric Ring Terminals



HVAC



Ring terminals connected to Molex Euromate™ terminal block

Specifications

REFERENCE INFORMATION

- Packaging: Bulk Box
- UL File No.: E32244
- Designed In: mm
- RoHS: Yes
- Halogen Free: Yes
- Glow Wire Compliant: Yes

ELECTRICAL

- Voltage (max.): 300V AC or DC (Avikrimp)
- Current (max.): 5 to 30A depending on wire size

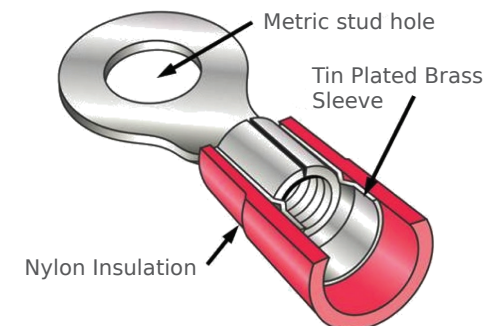
PHYSICAL

- Housing: Nylon
- Contact: Copper
- Plating: Tin
- Operating Temperature: -55 to +105°C

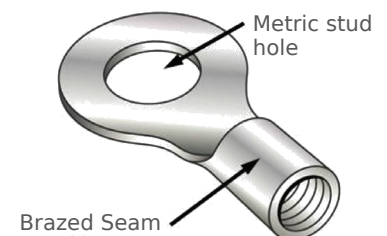
Ordering Information

Nominal Wire Size and Range (mm ²)	Stud Size (mm)	Order Numbers	
		Avikrimp™ Insulated	VersaKrimp™ Un-insulated
1 (0,5 – 1)	2,5	19324-0001	19323-0001
1 (0,5 – 1)	3	19324-0002	19323-0002
1 (0,5 – 1)	3,5	19324-0003	19323-0003
1 (0,5 – 1)	4	19324-0004	19323-0004
1 (0,5 – 1)	5	19324-0005	19323-0005
2,5 (1 – 2,5)	3	19324-0006	19323-0006
2,5 (1 – 2,5)	3,5	19324-0007	19323-0007
2,5 (1 – 2,5)	4	19324-0008	19323-0008
2,5 (1 – 2,5)	5	19324-0009	19323-0009
2,5 (1 – 2,5)	6	19324-0010	19323-0010
2,5 (1 – 2,5)	8	19324-0011	19323-0011
6 (2,5 – 6)	4	19324-0012	19323-0012
6 (2,5 – 6)	5	19324-0013	19323-0013
6 (2,5 – 6)	6	19324-0014	19323-0014
6 (2,5 – 6)	8	19324-0015	19323-0015
6 (2,5 – 6)	10	19324-0016	19323-0016

Additional Product Features



Avikrimp™ Ring Terminal Insulated



VersaKrimp™ Ring Terminal Un-insulated