

RF Attenuator

Low Insertion Loss

Model TG9025

5 to 2500 MHz

Features

- 5 MHz to 2500 MHz
- Low Insertion Loss
- High Third Order Intercept +30 dBm Typical
- Operating Temp. - 55 °C to + 85 °C

Specifications

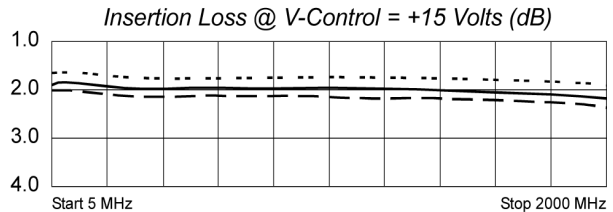
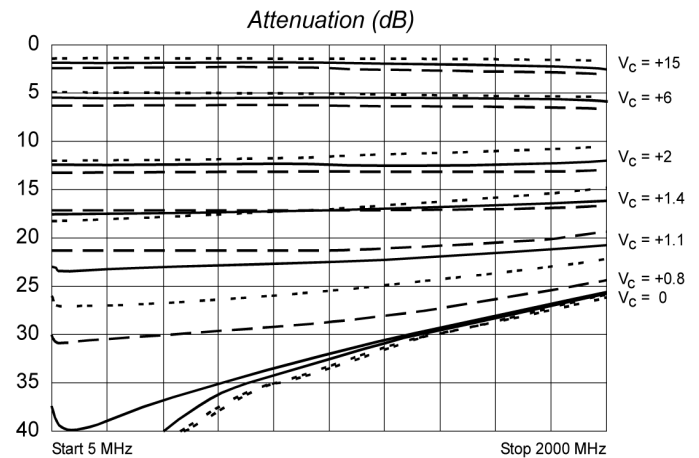
CHARACTERISTIC	TYPICAL Ta= 25 °C	MIN/MAX Ta = -55 °C to +85 °C
Frequency	5 - 2500 MHz	5 - 2000 MHz
Insertion Loss (Vc= +15 V) (dB)		
5-1000 MHz	2.0	2.5 Max.
1000-2000 MHz	2.8	3.3 Max.
2000 - 2500 MHz	3.5	-
Max Attenuation (Vc=0V) (dB)		
5-500 MHz	33	30 Min.
500-1000 MHz	28	25 Min.
1000-2000 MHz	23	20 Min.
2000 - 2500 MHz	17	-
VSWR (Worst Case) (dB)		
5-500 MHz	1.5:1	2.0:1 Max.
1000 - 2000 MHz	1.8:1	2.5:1 Max.
Flatness over Freq. (dB) (Min. to 15 dB)		
5-1000 MHz	±0.4	±.75 Max.
1000-2000 MHz	+0.6	±1.0 Max.
Bias Power	Vdc	+15
	mA	15
		20 Max.
Control Power	Vdc	1 to +15
	mA	5.5
		0 to 7 Max.
Switching Speed (µsec)	75	-

Note: Care should always be taken to effectively ground the case of each unit.

Maximum Ratings

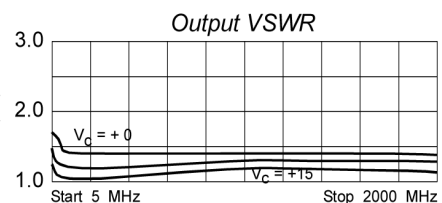
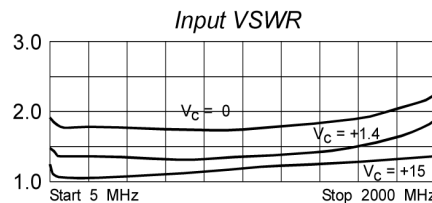
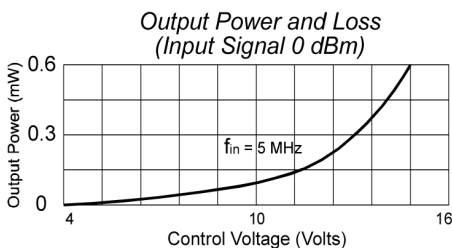
Ambient Operating Temperature -55°C to + 100 °C
 Storage Temperature -62°C to + 125 °C
 Case Temperature + 125 °C
 DC Voltage + 18 Volts
 Continuous RF Input Power + 23 dBm
 Short Term RF Input Power 200 Milliwatts (1 Minute Max.)
 Maximum Peak Power 1 Watt (3 µsec Max.)

Typical Performance Data



Packaging Options (see Appendix)

TG9025, 5 Pin TO-8 (T5)
 TNG9025, 4 Pin Surface Mount (SM3)
 BXG9025, Connectorized Housing (H6)



Legend ——— + 25 °C - - - - + 85 °C - - - - - -55 °C

