

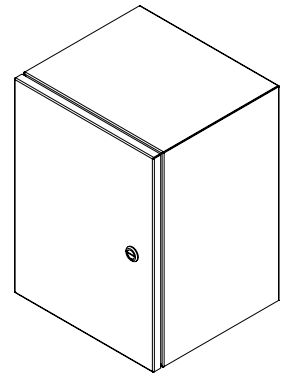


PART No. EN4SD161210LG

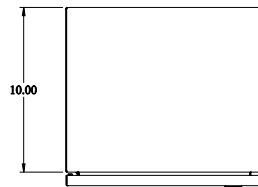
for more information visit
www.hammfg.com

Data subject to change without notice

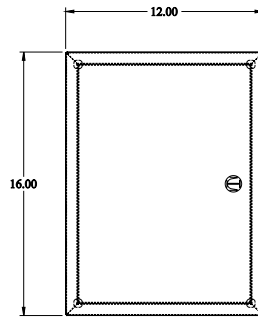
Isometric drawing Not to Scale



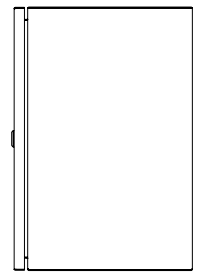
ISOMETRIC VIEW




TOP VIEW



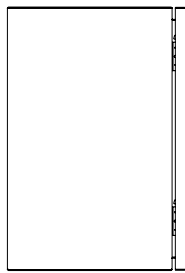
FRONT VIEW



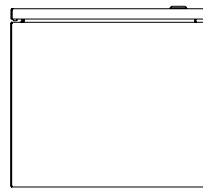
RIGHT SIDE VIEW



BACK VIEW



LEFT SIDE VIEW



BOTTOM VIEW