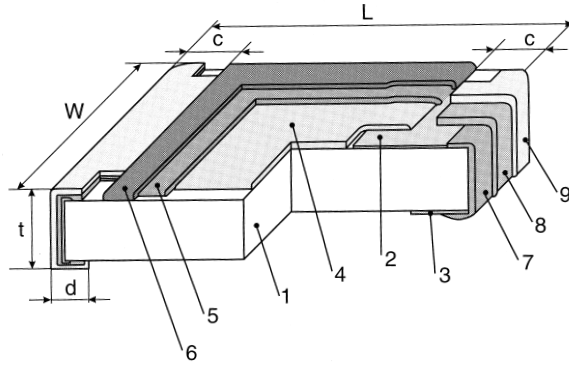



**FLAT CHIP  
SURGE CURRENT  
THICK FILM  
SG73 • SG73S • SG73P**

**NEW**

**NEW**



**STRUCTURE**

- 1 Ceramic substrate
- 2 Top termination (Ag Pd)
- 3 Bottom termination (Ag)
- 4 Resistive layer
- 5 Glass layer
- 6 Protective layer
- 7 End termination
- 8 Diffusion barrier (Ni)
- 9 Solder plating

**IDENTIFICATION**

PRODUCT CODE	COATING COLOR	MARKING
SG73	Wine red	White, 3 digits
SG73P 1J		None
SG73S, 2A, 2B, 2E	Green	White, 3 digits
SG73P, 2A, 2B, 2E		Black, 3 digits

Products with Pb-free terminations meet RoHS requirements

**TYPE DESIGNATION (HOW TO ORDER)**

SG73	2A	T	TD	103	K
PRODUCT CODE	STYLE	TERMINATION SURFACE MATERIAL	TAPING*	NOMINAL RESISTANCE	TOLERANCE
SG73 SG73S SG73P	1J...W3A	T: Sn L: Sn/Pb	TP, TD, TE BK, BC *Please see "PACKAGING"	D,F: 4 digits G,J,K,M: 3 digits	D: ±0.5% F: ±1% G: ±2% J: ±5% K: ±10% M: ±20%

**FEATURES**

- RuO<sub>2</sub> thick film resistor element
- Anti-leaching nickel barrier terminations
- Superior to chip resistor of RK73 series in surge withstanding voltage and pulse withstanding voltage
- If tight tolerances (down to ±0.5%) are requested, the **SG73S (for surge)** and the **SG73P (for pulse)** are ideal
- Ideal for use in E.C.U's and in circuits to catch inductive lightning surge
- Rated ambient temperature: +70° C
- Operating temperature range: -55° C ... +155° C
- Meets or exceeds IEC 60 115-8, JIS C 5201-8, EIAJ RC-2134A
- Suitable for reflow and wave soldering

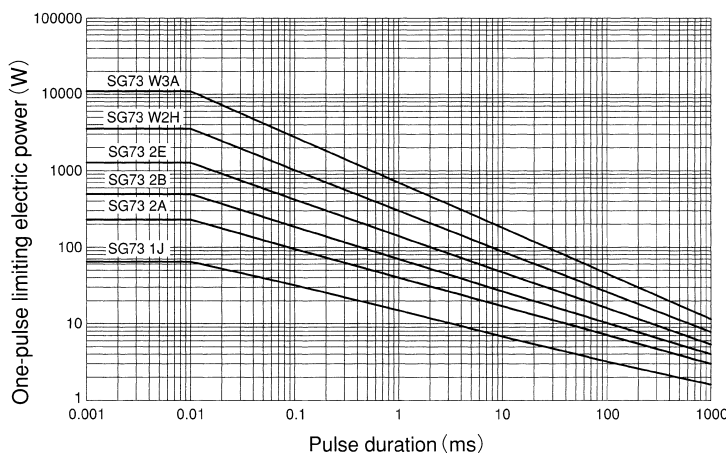
**DIMENSIONS (mm)**

SIZE	TYPE	L ±0.2	W	c	d	t ±0.1
0603	<b>SG73 1J</b>	1.6	0.8 ± 0.1	0.3 ± 0.1	0.3 ± 0.1	0.45
0805	<b>SG73 2A</b>	2.0	1.25 ± 0.1	0.4 ± 0.2	0.3 ± 0.1	0.5
1206	<b>SG73 2B</b>	3.2	1.6 ± 0.2	0.5 ± 0.3	0.4 ± 0.2	0.6
1210	<b>SG73 2E</b>		2.6 ± 0.2		0.4 ± 0.2	
2010	<b>SG73 W2H*</b>	5.0	2.5 ± 0.2		0.65 ± 0.15	
2512	<b>SG73 W3A*</b>	6.3	3.1 ± 0.2			
0603	<b>NEW SG73P 1J</b>	1.6	0.8 ± 0.1	0.3 ± 0.1	0.3 ± 0.1	0.45
0805	<b>NEW SG73S 2A</b>	2.0	1.25 ± 0.1	0.3 ± 0.2	0.3 ± 0.2	0.5
	<b>NEW SG73P 2A</b>			0.4 ± 0.2	0.4 ± 0.2	
1206	<b>NEW SG73S 2B</b>	3.2	1.6 ± 0.2	0.4 ± 0.2	0.4 ± 0.2	0.6
	<b>NEW SG73P 2B</b>					
1210	<b>NEW SG73S 2E</b>	3.2	2.6 ± 0.2			
	<b>NEW SG73P 2E</b>					

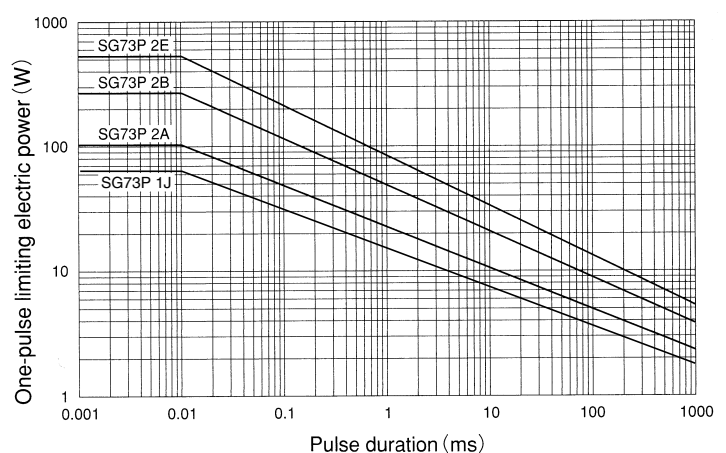
\* SG73 2H and SG73 3A are also still available (different "d" dimensions = 0.4 ± 0.2 mm)

**ONE-PULSE LIMITING ELECTRIC POWER**

**SG73**



**SG73P**



Specifications given herein may be changed at any time without prior notice. Please confirm technical specifications before you order and/or use.

## FLAT CHIP SURGE CURRENT THICK FILM SG73 • SG73S • SG73P

**NEW**

**NEW**

### RATING

SIZE	TYPE	T.C.R. (ppm/K)	POWER* RATING	MAX. WORKING VOLTAGE	MAX. OVERLOAD VOLTAGE	RESISTANCE RANGE				OPERATING TEMPERATURE RANGE
						D (± 0.5%) E24	F (± 1%) E24	G (± 2%), J (± 5%) E24	K (± 10%), M (± 20%) E12	
0603	SG73 1J	± 400	0.1 W	50 V	100 V	-	-	-	1 Ω ... 8.2 Ω	-55°C ... +155°C
		± 200							10 Ω ... 1 MΩ	
0805	SG73 2A	± 400	0.125 W	150 V	200 V	-	-	-	1 Ω ... 8.2 Ω	
		± 200							10 Ω ... 1 MΩ	
1206	SG73 2B	± 400	0.25 W	200 V	400 V	-	-	-	1 Ω ... 8.2 Ω	
		± 200							10 Ω ... 1 MΩ	
1210	SG73 2E	± 400	0.5 W	200 V	400 V	-	-	-	1 Ω ... 8.2 Ω	
		± 200							10 Ω ... 1 kΩ	
2010	SG73 W2H	± 400	0.75 W	200 V	400 V	-	-	-	1.2 kΩ ... 1 MΩ	
		± 200							10 Ω ... 1 MΩ	
2512	SG73 W3A	± 400	1 W	200 V	400 V	-	-	-	1 Ω ... 8.2 Ω	
		± 200							10 Ω ... 1 MΩ	
<b>NEW</b> 0603	SG73P 1J	± 200	0.125 W	50 V	100 V	10Ω ... 1 MΩ	1 Ω ... 1 MΩ	1 Ω ... 10 MΩ	-	
<b>NEW</b> 0805	SG73S 2A	± 200	0.25 W	150 V	200 V					
<b>NEW</b> 1206	SG73P 2A	± 200	0.33 W	200 V	400 V					
<b>NEW</b> 1210	SG73S 2B	± 200	0.5 W	200 V	400 V					
<b>NEW</b> 1210	SG73P 2E	± 200	0.5 W	200 V	400 V					

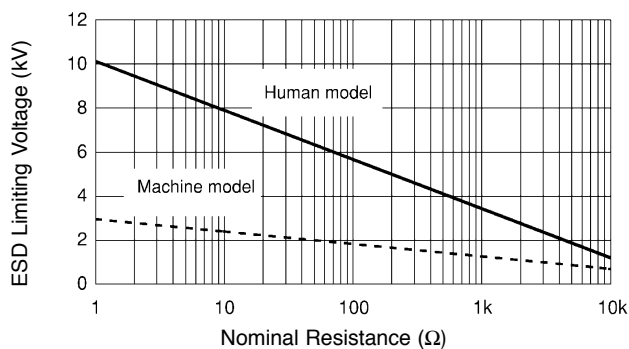
Specifications given herein may be changed without prior notice. Please confirm technical specifications for you.

Rated voltage =  $\sqrt{\text{Power rating} \times \text{resistance value}}$  or max. working voltage, whichever is lower.

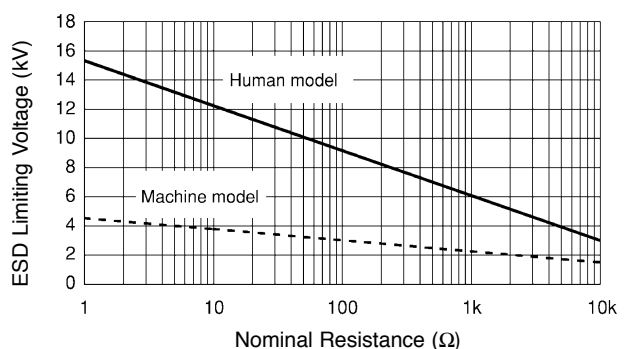
\* For resistors operated in ambient temperature over +70°C, power rating shall be derated like shown in below „DERATING CURVE“.

### ESD LIMITING VOLTAGE AND DERATING CURVE

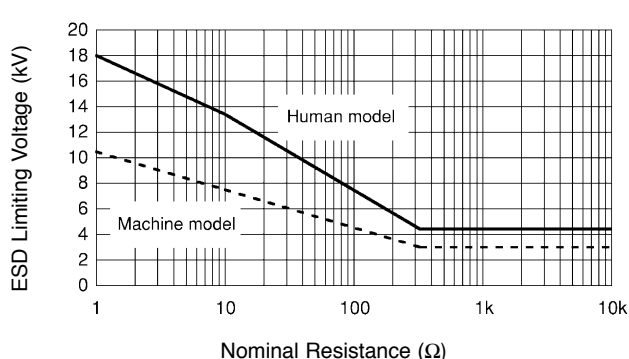
#### SG73S 2A



#### SG73S 2B



#### SG73S 2E



### DERATING CURVE

