

LM23058A/BRG Series – 2.30 inch 5x8 Dual Color Dot Matrix LED Display



ATTENTION
OBSERVE PRECAUTIONS
FOR HANDLING
ELECTROSTATIC
DISCHARGE
SENSITIVE
DEVICES



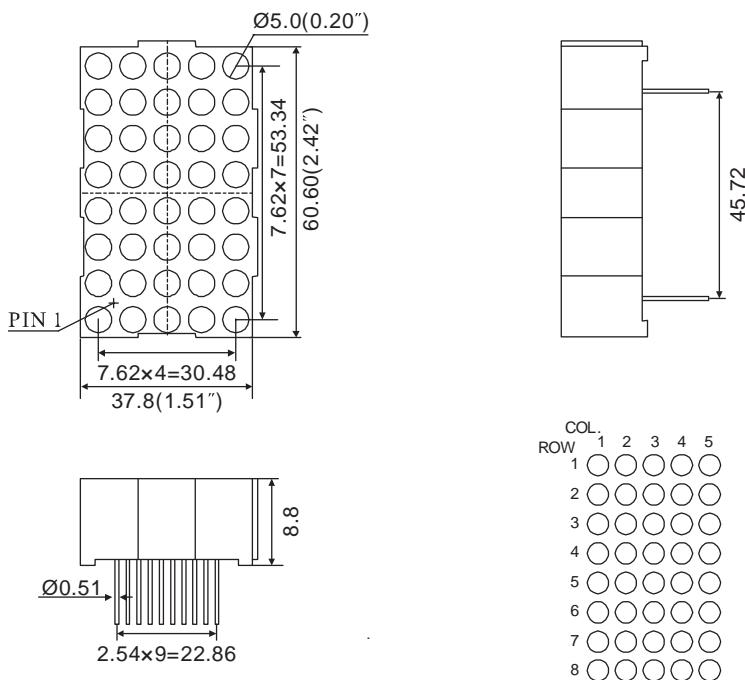
Features

- 60.60mm (1.20inch) digit high
- Dot size: Diameter 5.00 mm
- Pitch: 7.62 mm
- Wide viewing angle
- Emitted colors: red and green
- I.C. compatible
- Low power consumption
- White dot, grey or black face
- RoHS compliant

Available options

- Alternative emitting luminosity:
Standard or high brightness version
- Alternative emitted color
- Alternative emitted color
- Alternative dot color
- Alternative face
- Both CC and CA versions are available
- Cropped terminal pins

Package Dimensions

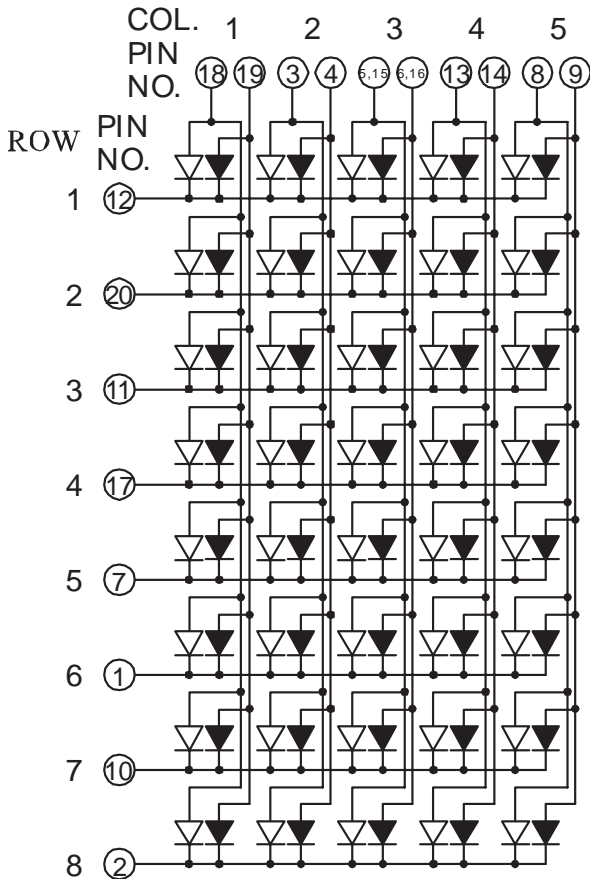


Notes:

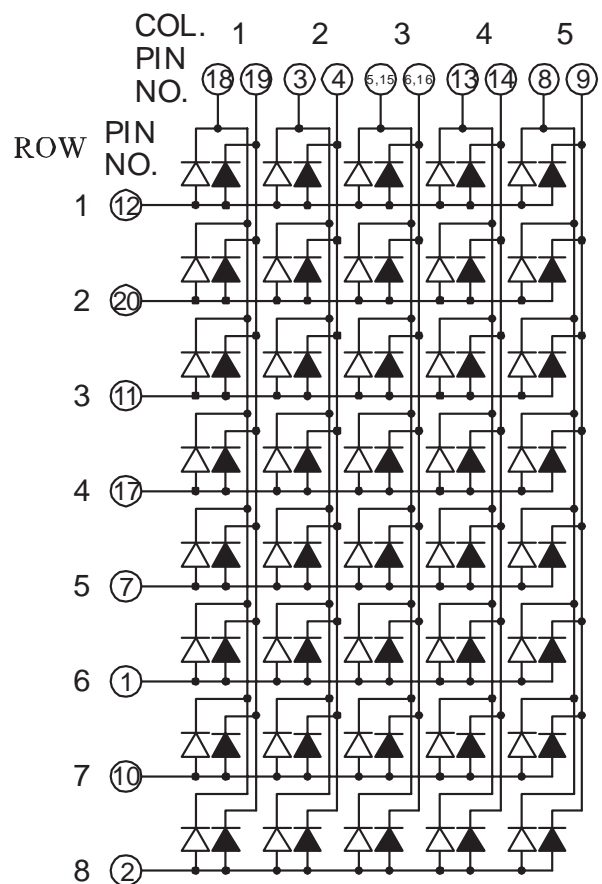
1. All dimensions are in millimeters (inches), Tolerance is $\pm 0.25\text{mm}$ (0.01inch) unless other wise noted.
2. Specifications are subject to change without notice.
3. The gap between the reflector and PCB shall not exceed 0.25mm.

Internal Circuit Diagram

LM23058ARG (Common Cathode Row)



LM23058BRG (Common Anode Row)



Selection Guide

2.30 inch 5x8 Red-Green LED dot matrix module, Matrix Height: 60.60mm(2.30 inch), External Dimensions: 37.80x60.60x8.80mm (L x W x H)

Description	Part No.		Chip			Iv(mcd)@20mA	
	Common Cathode Row	Common Anode Row	Material	Color	W LD (nm)	One Dot	
						Min.	Typ.
Standard Brightness	LM23058ARG	LM23058BRG	GaAlAs	Super Red	640	8	10
			GaP	Green	568	7	9
Ultra-High Brightness	LM23058AURUG	LM23058BURUG	AlGaInP	Ultra Red	640	30	45
			AlGaInP	Ultra Green	573	30	45

Electrical Characteristics & Absolute Maximum Ratings

Color	Electrical optical Characteristics ^[1]		Absolute Maximum Ratings ^[1]				
	V _F (V) @ I _F =20mA ^[2]		Reverse Current V _R =5V (uA)	Power Dissipation (mW)	DC Forward Current (mA)	Peak Forward Current ^[3] (mA)	Reverse Voltage (V)
	Typ.	Max.					
Super Red	1.8	2.2	30	60	25	100	5
Green	2.2	2.5	30	80	30	100	5
Ultra Red	1.9	2.6	30	60	30	100	5
Ultra Green	2.1	2.6	30	75	30	100	5

Operating/ Storage Temp.: -40 to +80 deg.;

Lead Solder Temp.: 260 deg. for 3-5 Sec. 2mm below package base

Notes:

1. At Ta = 25 °C.
2. Forward voltage at forward current = 20mA.
3. Peak forward current at 1/10 Duty Cycle, 0.1ms Pulse.