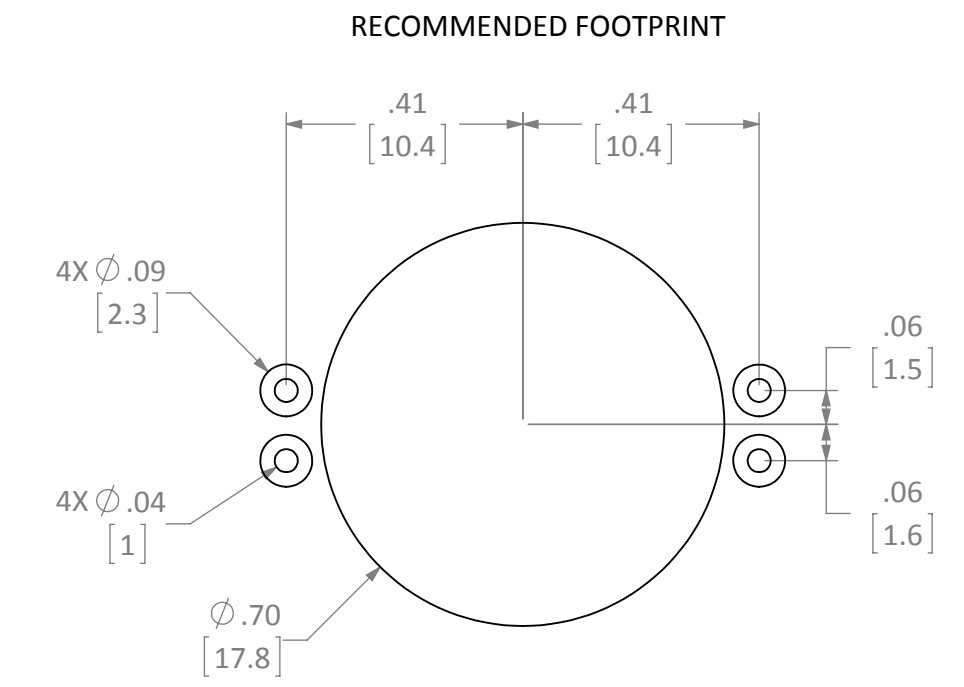
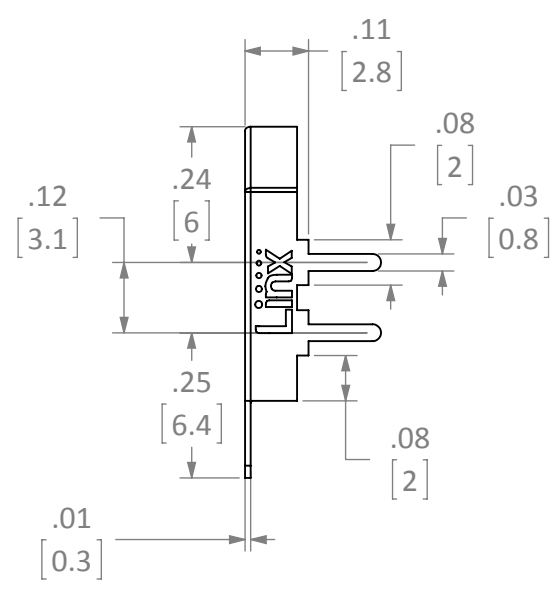
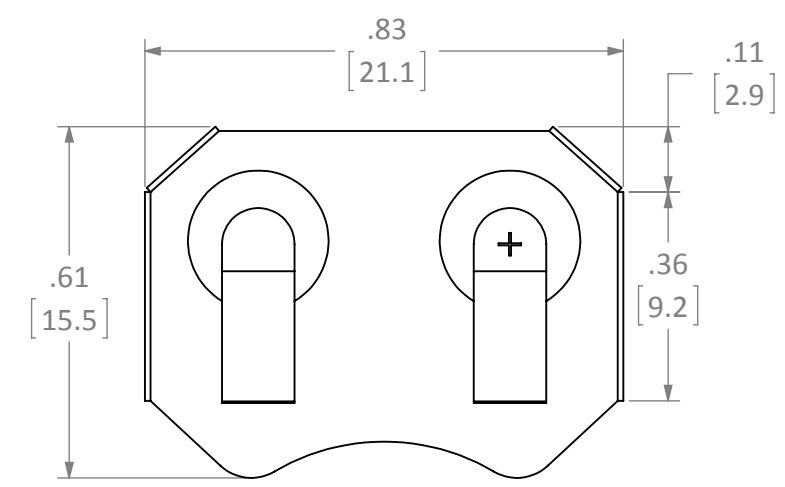
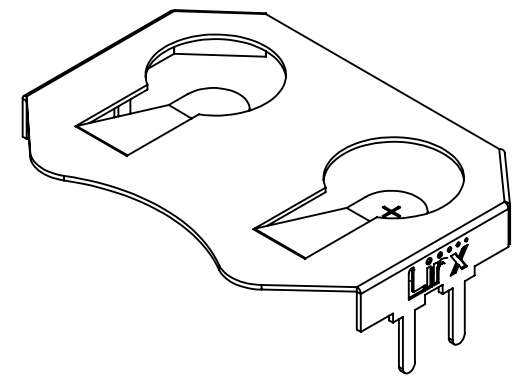


| REVISIONS | | | |
|-----------|--------------------------------------|----------|------|
| REV | DESCRIPTION | DATE | APPV |
| A | INITIAL RELEASE OF INTERNAL DOCUMENT | 2-FEB-12 | SAH |



- NOTES: (UNLESS OTHERWISE SPECIFIED)
1. ALL DIMENSIONS ARE IN INCHES [mm].
 2. DIMENSIONS APPLY AFTER FINISHING.
 3. MANUFACTURE TO BE COMPLIANT WITH EU RoHS DIRECTIVE.
 4. SAFETY BREAK ALL SHARP CORNERS AND EDGES .02 MAXIMUM.

| | | | |
|---|--|---|--|
| WARNING: THIS DRAWING CONTAINS PROPRIETARY INFORMATION THAT IS THE SOLE PROPERTY OF LINX TECHNOLOGIES, AND SHALL BE TREATED AS SUCH. NO DISCLOSURE OR REPRODUCTION OF THIS DOCUMENT IS PERMITTED, IN WHOLE OR IN PART, WITHOUT THE EXPRESS WRITTEN PERMISSION OF LINX TECHNOLOGIES OR ITS DESIGNATED AGENTS. | | 159 ORT LANE MERLIN, OR 97532 | |
| MATERIAL: PHOSPHOR BRONZE #C-5191 | | INTERPRET DIMENSIONS AND TOLERANCES PER ASME Y14.5. SURFACE FINISH: $\sqrt{}$ ANGLES: $\pm 1^\circ$ TOLERANCES: .X $\pm .1$.XX $\pm .01$.XXX $\pm .005$ | |
| FINISH: NICKEL PLATE | | PROJECTION: | |
| DRAWN: B.MURPHY | | DT: 2-FEB-12 | |
| ENGR: S.HOGAN | | DT: 2-FEB-12 | |
| TITLE: BATTERY HOLDER OUTLINE CR2016, THROUGH HOLE MOUNT | | SIZE B | DWG. NO. BAT-HLD-002-THM-OTL |
| | | SCALE: 3:1 | DO NOT SCALE DRAWING |
| | | SHEET 1 OF 1 | |