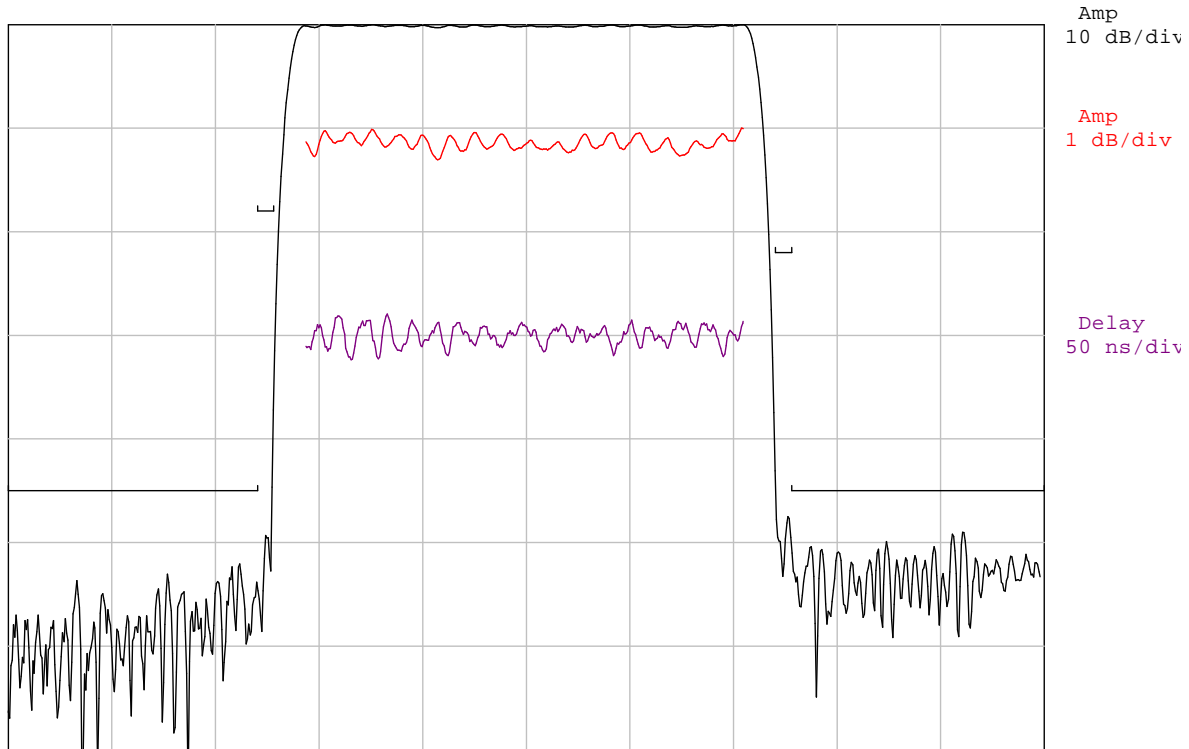


DESCRIPTION

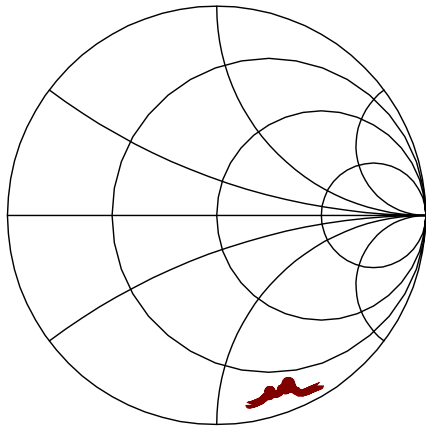
- 35.3 MHz SAW filter with 6.85 MHz bandwidth for VSB system D/K-IF applications.
- 38.6 x 25.7 mm DIP package, 8 pins.
- RoHS compliant.

TYPICAL PERFORMANCE

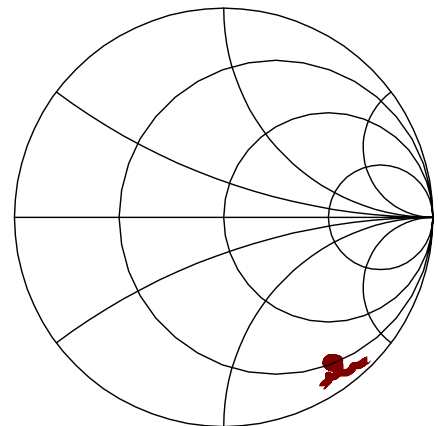


Center = 35.4 MHz, 1.6 MHz/div (801 points)

S11 (27.8-43.8 MHz)



S22 (27.8-43.8 MHz)



SPECIFICATION

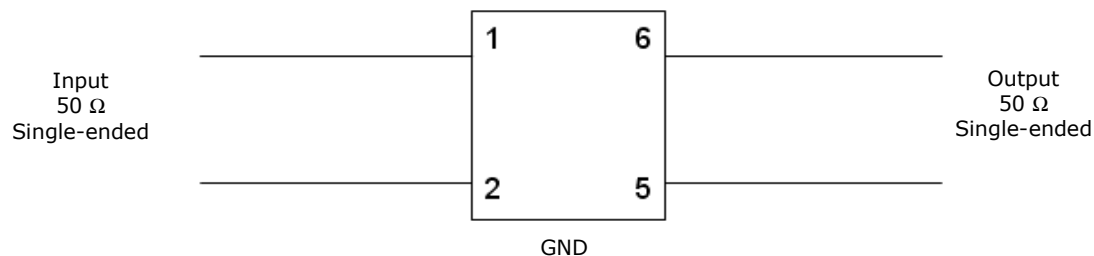
Parameter	Min	Typ	Max	Units
F_visual	-	32.7	-	MHz
F_color	-	38.7	-	MHz
F_audio	-	39.2	-	MHz
Center Frequency (Fc, nominal) ¹	-	35.375	-	MHz
Insertion Loss	27	29	30	dB
1 dB Lower band edge	-	31.9	31.95	MHz
1 dB upper band edge	38.8	38.9	-	MHz
Passband Ripple (32-38.75 MHz)	-	0.25	0.5	db p-p
Phase Ripple (32-38.75 MHz)	-	2.5	6	deg p-p
Group Delay Ripple (32-38.75 MHz)	-	25	50	ns p-p
Rejection (10-31.25 MHz)	45	55	-	dB
Rejection (31.25-31.5 MHz)	18	25	-	dB
Rejection (39.25-39.5 MHz)	22	30	-	dB
Rejection (39.5-70 MHz)	45	50	-	dB
Rejection (70-200 MHz)	10	25	-	dB
2T Pulse K Factor	-	1	1.8	%
Absolute Delay	4	4.7	5	us
Ambient Temperature (Tref)	40			°C
Source/Load impedance	50			Ω

- Notes: 1. Average of lower & upper 3 dB frequencies.
2. Typical change of filter frequency response with temperature is $\Delta f = (T - T_{ref}) * Tc * Fc$, in ppm.

MAXIMUM RATINGS

Parameter	Min	Typ	Max	Units
Storage Temperature Range	-40	50	85	°C
Temperature Coefficient of Frequency (Tc) ²	-	-90	-	ppm/°C
Input Power Level	-	-	+13	dBm

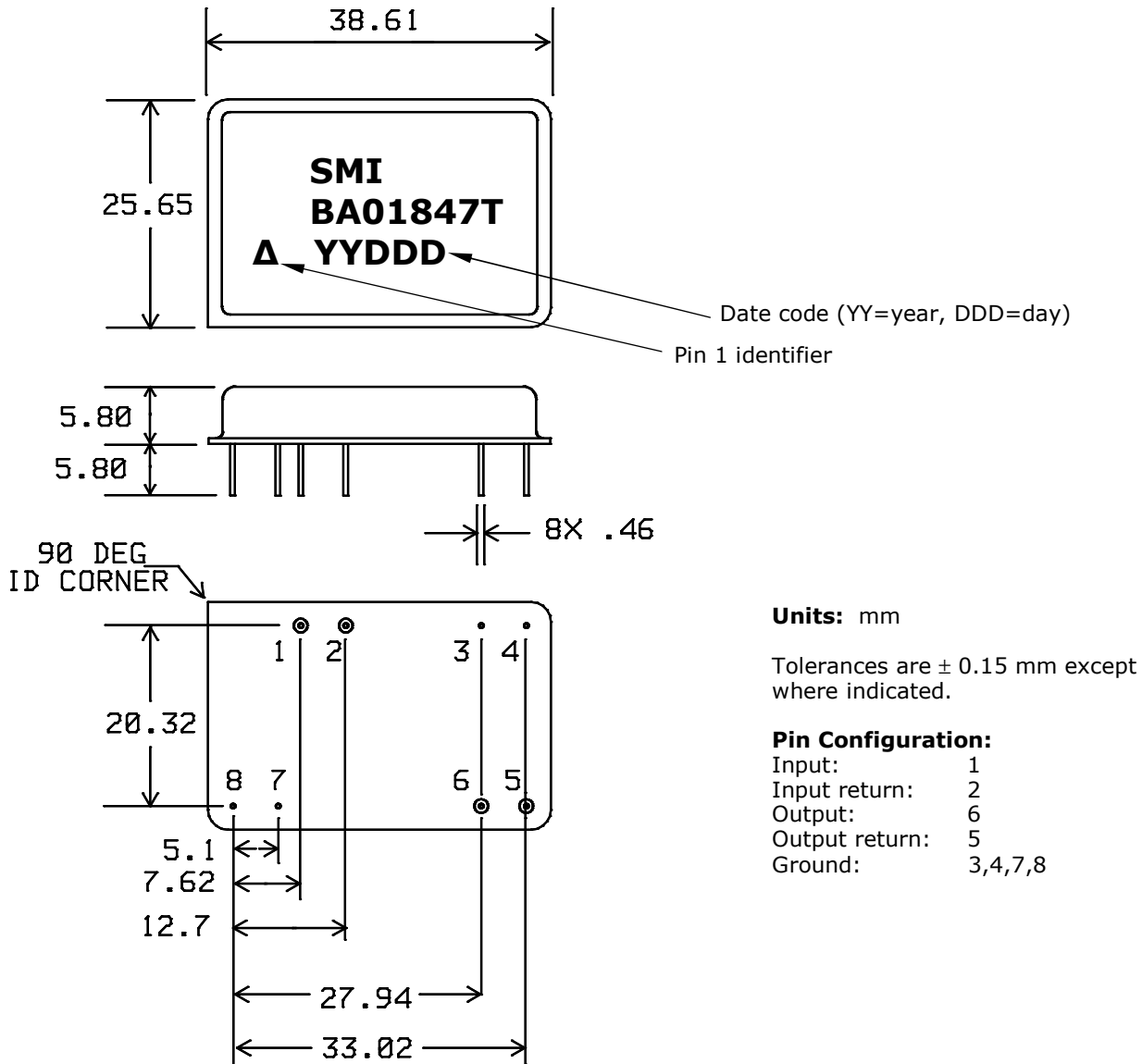
MATCHING CIRCUIT



Notes:

1. External matching components are not required.

PACKAGE OUTLINE



**ISO 9001
Registered**

All specifications are believed to be accurate and reliable. However, Spectrum Microwave reserves the right to make changes without notice.
© 2011 All rights reserved.