

## ■ Superfast IDC - Plug Best Sellers



Number of contacts	Performance Level	Through Hole		Rear Panel Mount		Hoods
		Zinc Chromate Plated Shell	Tin Indent Plated Shell	4-40 Rivnut Tin Indent Shell	M3 Rivnut Tin Indent Shell	
9	1	FC-9P1	FC-9PTI1	FCB-9PTI1	FCP-9PTI1	FC-9H
	2	FC-9P	FC-9PTI	FCB-9PTI	FCP-9PTI	
15	1	FC-15P1	FC-15PTI1	FCB-15PTI1	FCP-15PTI1	FC-15H
	2	FC-15P	FC-15PTI	FCB-15PTI	FCP-15PTI	
25	1	FC-25P1	FC-25PTI1	FCB-25PTI1	FCP-25PTI1	FC-25H
	2	FC-25P	FC-25PTI	FCB-25PTI	FCP-25PTI	
37	1	FC-37P1	FC-37PTI1	FCB-37PTI1	FCP-37PTI1	FC-37H
	2	FC-37P	FC-37PTI	FCB-37PTI	FCP-37PTI	

## ■ Superfast IDC - Socket

Number of contacts	Performance Level	Through Hole		Rear Panel Mount		Hoods
		Zinc Chromate Plated Shell	Tin Indent Plated Shell	4-40 Rivnut Tin Indent Shell	M3 Rivnut Tin Indent Shell	
9	1	FC-9S1	FC-9STI1	FCB-9STI1	FCP-9STI1	FC-9H
	2	FC-9S	FC-9ST	FCB-9ST	FCP-9ST	
15	1	FC-15S1	FC-15ST1	FCB-15ST1	FCP-15ST1	FC-15H
	2	FC-15S	FC-15ST	FCB-15ST	FCP-15ST	
25	1	FC-25S1	FC-25ST1	FCB-25ST1	FCP-25ST1	FC-25H
	2	FC-25S	FC-25ST	FCB-25ST	FCP-25S	
37	1	FC-37S1	FC-37ST1	FCB-37ST1	FCP-37ST1	FC-37H
	2	FC-37S	FC-37ST	FCB-37ST	FCP-37ST	

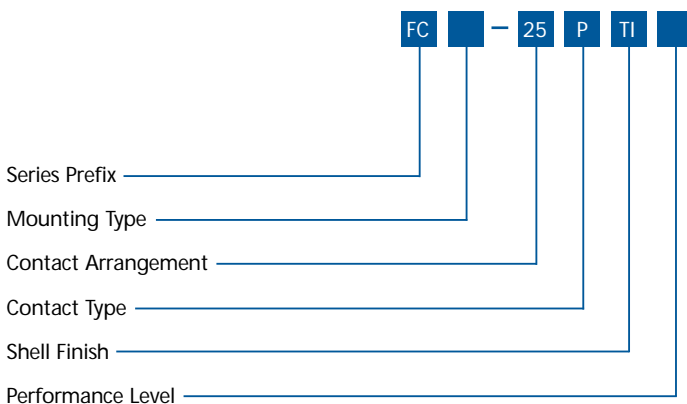
## Technical Data

Termination Options	Insulation Displacement
Number of Contacts	9 15 25 37
Maximum Insertion & Extraction Force	30 50 83 123N
Performance Level	2 or 3
Wire Accommodation	26-28 AWG
Plug Contact Material	Copper Alloy
Socket Contact Material	Copper Alloy
Current Rating	1A
Proof Voltage	1.05 Kv or a.c. peak
Working Voltage	350V d.c. or a.c. peak
Contact Resistance	$5 \times 10^{-3} \Omega$ max
Insulation Resistance	$\leq 1 \times 10^9 \Omega$
Temperature Range	-55° to + 85°C Limited by PVC insulation on ribbon cable
Insulator Materials	GF Polyester. UL 940V-0 Rated
Shell Materials	Steel - Zinc plated or bright tin finish with grounding indents on plugs



Number of contacts	A
9	20.2
15	28.6
25	42.3
37	58.8

## Part Numbering



Series Prefix	FC
Shell Size	E, A, B, C
Mounting Type	B 4-40 rivnut for rear panel mounting F Float mount bushes P M3 rivnut for rear panel mounting No designation $\varnothing$ 3.05mm mounting hole (90° PCB mount)
Contact Arrangement	9, 15, 25, or 37
Contact Type	P or S
Shell Finish	T Bright tin TI Bright tin with grounding indents (plugs only) No Designation Zinc plated with yellow chromate passivation
Performance Level	1 DIN Class 1 No Designation Performance level 2

\*Unless expressly stated, otherwise, backplate will be supplied assembled

## ■ Features

- Jack screws included
- Snap together hood for high speed assembly
- Integral strain relief
- High volume users may have their logo moulded into hood (Please consult factory)

Shell Size		Dimensions (mm)		
		A	B	C
E	FC-9H	38.6	20.00	48.0
A	FC-15H	48.3	20.00	48.0
B	FC-25H	62.0	20.00	48.0
C	FC-37H	78.5	20.00	48.0

